

# CRIME IN VIRGINIA



JANUARY-DECEMBER, 2002

## Virginia Uniform Crime Reporting Program

DEPARTMENT OF STATE POLICE  
Colonel W. Gerald Massengill  
Superintendent  
RICHMOND



## Foreword

Crime is of great concern to all citizens of Virginia. By use of crime statistics, criminal justice agencies can make an informed decision concerning the most efficient and effective manner in which to dedicate their limited resources toward the reduction of crime in their communities. The Uniform Crime Reporting (UCR) Program is a system of collecting and analyzing crime statistics gathered on selected crimes by participating law enforcement agencies throughout the State. We acknowledge the efforts made by these agencies in making this report accurate and concise.

With this publication, all information is in the Incident Based format. The Incident Based Reporting central repository went into production in January 1994. At that time all contributing agencies were given five years to convert their summary system into an incident based system. All but a few agencies have completed this process and we are no longer accepting summary hard copy reports. In the section, Offenses By Contributor, if the agency did not submit an entire year of data, the footnote beside the agency's name represents the number of months of submission. The statewide population for this publication, 7,293,500, are 2002 provisional estimates provided by the Weldon Cooper Center For Public Service, University of Virginia.

In accordance with the *Code of Virginia*, the Department of State Police, as the central repository, collects crime information from participating agencies; the most accurate information available in Virginia is used to generate the statistics contained in this publication. UCR statistics were originally for police agencies only, but community concern has generated a use by both public and private sources. This use increases yearly. The UCR information has become the primary vehicle used to evaluate levels of criminal activity in jurisdictions throughout Virginia.

The participation and cooperation of all agencies making this publication possible is sincerely appreciated. The quality of the program continues to be maintained through their cooperative efforts.

Colonel W. Gerald Massengill  
Superintendent

# **Dedication**

This publication is dedicated to the memory of the following law enforcement officer who was feloniously killed while performing his duties during 2002.

**Deputy Sheriff Frankie Lynn Betterton**

Pittsylvania County Sheriff's Office  
August 5, 1958 - May 17, 2002  
Employed September 1, 1999

## Facts At A Glance

- There were 492,432 Group A Offenses reported by the contributing agencies. (Page 8)
- The total number of incidents of crime was 430,421 and the month of July had the greatest number reported. (Page 7)
- Of the 22,371 violent crimes reported, 43.2% occurred in the home. (Page 43)
- There were 5,258 victims of the 4,981 forcible sex offenses reported by the contributing agencies. 87% were females. (Pages 14 & 15)
- The theft of jewelry & precious metals accounted for a property loss of \$20,801,272. (Page 57)
- Firearms represented 16.1% of all weapons used in Aggravated Assaults. 70.4% of all victims of aggravated assault had some type of injury. (Page 44)
- 18,388 offenses of Motor Vehicle Thefts were reported, amounting to a total value loss of \$111,772,927. (Page 58)
- There were 112,904 Group A arrests reported by contributing agencies and 175,906 Group B arrests reported. (Pages 71 & 72)
- There were 1,465 assaults on officers reported in Virginia. 32.4% involved some type of injury to the officer. (Page 53)
- Of the 322 Hate Crime offenses reported, 39.8% of these were some type of assault offense and 36.3% were vandalism/damage of property offenses. (Page 49)

### Clearance Rates:

This report no longer publishes clearance rates. The IBR system does not accurately reflect the volume of clearances each department produces in a given year. Additionally, the number of arrests in a jurisdiction does not provide offense clearance information in that one person arrested could clear a number of different offenses.

# Table of Contents

<b>I.</b>	<b>2002 VIRGINIA UNIFORM CRIME REPORTING PROGRAM</b>	<b>Page</b>
	A. History of UCR Program .....	1
	B. UCR Objectives .....	1
	C. Incident Based Reporting .....	2
	D. Crime Factors .....	3
	E. Crime Trends .....	4
<b>II.</b>	<b>GROUP A OFFENSES</b>	
	A. Definitions of Group A Offense Categories .....	6
	B. Monthly Offenses .....	7
	C. Crime Clocks .....	8
	D. Homicide .....	9
	E. Forcible Sex Offenses .....	13
	F. Robbery .....	18
	G. Assault Offenses .....	22
	H. Burglary .....	26
	I. Larceny .....	30
	J. Motor Vehicle Theft .....	33
	K. Arson .....	37
<b>III.</b>	<b>SUMMARY OF GROUP A OFFENSES</b>	
	A. Violent Crime--Relationship of Victim to Offender .....	42
	B. Violent Crime--Offender Suspected of Using .....	42
	C. Violent Crime--Resident Status of Victim .....	42
	D. Violent Crime--Location and Time of Offense .....	43
	E. Violent Crime--Weapon Used, Victim Injury .....	44
	F. Violent Crime--Age, Gender & Race of Victim/Offender .....	45
	G. Property Crime--Offender Suspected of Using .....	46
	H. Property Crime--Offenses by Time of Day .....	46
	I. Property Crime--Location By Offense .....	47
	J. Property Crime--Offense by Day of Week .....	48
	K. Property Crime--Victims & Offenders by Race & Gender .....	48
	L. Hate Crime .....	49
<b>IV.</b>	<b>LAW ENFORCEMENT OFFICERS KILLED AND ASSAULTED</b>	
	A. Officers Assaulted by Type of Activity .....	52
	B. Officers Assaulted by Type of Weapon .....	53
	C. Officers Injured by Type of Injury .....	53
	D. Officers Assaulted by Type of Assignment .....	54
	E. Officers Assaulted by Time of Day .....	54

<b>V.</b>	<b>VALUE OF PROPERTY LOSS</b>	
	A. Value of Property Stolen & Recovered by Month .....	56
	B. Value Loss by Property Description .....	57
	C. Value of Property Stolen by Type of Offense .....	58
<b>VI.</b>	<b>ARREST DATA</b>	
	A. Number of Arrests by Quarter .....	60
	B. Number of Arrests by Age, Gender, and Race .....	61
	C. IBR Agencies' Drug Arrests by Age & Type of Drug .....	63
	D. IBR Agencies' Juveniles Arrested by Offense .....	64
	E. IBR Agencies' Adults Arrested by Age .....	66
	F. IBR Agencies' Arrests by Gender.....	69
	G. IBR Agencies' Arrests by Race .....	70
	H. IBR Agencies' Group A Arrests--Distribution & Rate .....	71
	I. IBR Agencies' Group B Arrests by Race and Gender .....	72
<b>VII.</b>	<b>CONTRIBUTING AGENCIES FULL-TIME EMPLOYEES .....</b>	<b>73</b>
<b>VIII.</b>	<b>GROUP A OFFENSES BY IBR CONTRIBUTOR .....</b>	<b>79</b>
<b>IX.</b>	<b>ARREST BY COUNTY AND CITY .....</b>	<b>101</b>

# Virginia Uniform Crime Reporting Program

## HISTORY

Development of the nationwide summary Uniform Crime Reporting (UCR) Program began seventy years ago. In 1930, crime counts were first requested from local police departments, with the Federal Bureau of Investigation designated by Congress to collect, compile, and analyze these statistics. The Committee on Uniform Crime Records of the International Association of Chiefs of Police played a primary role in the origin and development of the UCR Program and, to this day, serves in a strong advisory capacity. The National Sheriff's Association (NSA) in 1966, established a Committee on Uniform Crime Reporting to serve in an advisory capacity to the NSA membership and the national Uniform Crime Reporting Program. Today, this Committee and similar committees within the state law enforcement associations are active in promoting interest in the UCR Program. Standardized offense classifications and scoring procedures to insure uniformity and consistency of data were the keynote of the reports. All of the Uniform Crime Reports were designed to be a by-product of information that a law enforcement agency should routinely compile for its own efficient administration and performance. The underlying philosophy and focus is and always has been oriented toward police statistics for use by law enforcement agencies, but the unique nature of the program makes the data invaluable for use by elected officials and the American public.

The FBI has actively assisted individual states in the development of statewide programs of police statistics compatible with the national system. These state statistical programs provide the advantage of increased coverage of law enforcement agencies due to mandatory reporting requirements. State systems also provide direct and frequent service to law enforcement agencies in assuring completeness and quality of information provided by them. Through coordination by the state collection agency, the data is available for use by the state, and the collection and reporting machinery for the national program is substantially streamlined.

Prior to June 30, 1974, no mandatory uniform crime reporting law existed in Virginia, and of the 288 agencies in the Commonwealth, 162 or 56% were voluntarily reporting directly to the Federal Bureau of Investigation. Effective law enforcement requires the coordinated action of all law enforcement agencies within and among political subdivisions. Special attention must often be devoted to a selective and concentrated effort both area wide as well as in terms of a specific pattern and type of criminal behavior. Selective and coordinated enforcement becomes possible only when the type and volume of crime can be analyzed on a basis of accurate information, statistically developed and coordinated.

The need for statistical information on the number of offenses and offenders was long recognized in the state. The system developed in Virginia gave vital information that assisted law enforcement agencies throughout the state by furnishing information for management decisions and planning programs. Virginia has now converted to a more extensive data collection system. This new system is discussed on the following page.

A statewide UCR program informs the Governor, Legislature, local and state law enforcement agencies, other governmental officials, and the public as to the nature of crime problems in Virginia, their magnitude, and their trend over a period of time. Local and state officials are able to assess the direction and impact of crime through the collection of timely and reliable statistical information.

## UCR SYSTEM OBJECTIVES

The fundamental objectives of the Virginia Uniform Crime Reporting Program are:

- (1) To inform the Governor, Legislature, and other governmental officials, and the public as to the nature of the crime problem in Virginia—its magnitude and its trend.
- (2) To provide law enforcement administrators with criminal statistics for administrative and operational use.
- (3) To determine who commits crimes by age, sex, race, and other attributes in order to find the proper focus for crime prevention and enforcement.
- (4) To provide base data and statistics to measure the workload and effectiveness of Virginia's criminal justice system.
- (5) To provide base data and statistics to measure the effects of prevention and deterrence programs.
- (6) To provide base data and statistics for research to improve the efficiency, effectiveness and performance of criminal justice agencies.
- (7) To provide base data to assist in the assessment of social and other causes for the development of theories of criminal behavior.



# Incident Based Reporting

## THE INCIDENT BASED REPORTING SYSTEM

Virginia is now publishing crime data in a different format. This new reporting system is the Incident Based Reporting System. The Incident Based Reporting (IBR) system was designed to meet law enforcement needs well into the new millennium. The following information is furnished to provide an overall description of IBR.

During the preliminary development of IBR by the Federal Bureau of Investigation, advice was solicited from the National Association of State UCR programs, the International Association of Chiefs of Police, the National Sheriffs' Association, the National Alliance of State Drug Enforcement Agencies and other federal, state and local criminal justice agencies.

The guidelines and specification developed were provided to South Carolina for testing in a pilot program in 1987. As a result of the testing, further refinements were made. In 1988, a national conference was held to present these guidelines and obtain feedback from representatives of law enforcement agencies in attendance. While the consensus was that the Federal Bureau of Investigation should proceed with efforts to implement this system nationally, additional suggestions concerning this program were submitted.

Virginia formed a State UCR Committee in 1986 to follow the developments of the IBR and to evaluate its impact on our state. This committee was composed of representatives from the Virginia State Sheriffs' Association, the Virginia Association of Chiefs of Police, the Department of Criminal Justice Services, and the Department of State Police. The State UCR Committee created the UCR Forms Subcommittee, which included representatives from police and sheriffs' agencies, the State Police, and the Department of Criminal Justice Services. This subcommittee developed, tested and subsequently recommended a standard Incident Based Reporting form for use in Virginia. The Forms Subcommittee recommended this form be used at the option of the reporting agencies. However, agencies may use their own form to report the required data to the central repository. It is important, at this point, to recognize that this form is used to *collect* the various data concerning criminal activity. Because of the numerous data elements collected, law enforcement agencies *report* this data to the central repository via an automated system.

The UCR Committee recommended that the Superintendent of the Department of State Police adopt the minimum, mandatory data standards recommended by FBI/UCR and proceed with the implementation of Incident Based Reporting in Virginia. In addition, the committee recommended that the data be collected which would relate the offender to the offense, the type of property security/alarm system used, and the method/direction used by the offender to flee the scene. Additional data is collected on Officer Assaulted/Killed Reports relating to the types of activities and assignments the officer was performing at the time of the offense.

Some of the major benefits derived from the IBR system are greater specificity in reporting; more correlation between offenses, property, victims, offenders, and arrestees; expanded victim/offender relationships; distinction between attempted and completed crimes; and increased reporting of various circumstances relative to specific crimes.

The IBR system requires that extensive data be reported for *each crime* occurring during a particular incident. Under the old summary system, only limited data concerning the *most serious crime* occurring during a particular incident was reported.

Information relating to two different levels of offenses are collected by the IBR system. The most serious offenses are designated as Group "A" offenses; the less serious offenses are designated as Group "B" offenses. Group "A" offenses consist of 22 categories of crimes involving 46 different offenses; a maximum of 10 offenses per incident may be reported. Agencies are required to report 75 data elements for each Group "A" offense. Group "B" offenses, consisting of 11 crimes, only require reporting arrest data and the identification of the case and reporting agency.

The new offense categories along with their definitions are provided on page six.

# Crime Factors

Crime trends vary from place to place; thus, a review of the statistics and comparison of data should be done with caution. While the causes and origins of crime have been the subject of investigation by many disciplines, *Crime in Virginia* restricts itself to population size alone to establish a crime rate.

Some factors believed to affect the type and volume of crime in various places are:

1. Population size, density and degree of urbanization;
2. Population variations in composition and stability;
3. Economic conditions and employment availability;
4. Mores, cultural conditions, education, and religious characteristics;
5. Family cohesiveness;
6. Climate, including seasonal weather conditions;
7. Effective strength of the police force;
8. Standards governing appointments to the police force;
9. Attitudes and policies of the courts, prosecutors and corrections;
10. Citizen attitudes toward crime and police;
11. The administrative and investigative efficiency of police agencies and the organization and cooperation of adjoining and overlapping police jurisdiction;
12. Crime reporting practices of citizens.

# Crime Trends 2002

Group A Offenses	Year	Number of Offenses	Rate Per 100,000
Murder	2002	379	5.20
Kidnapping/Abduction	2002	1667	22.86
Forcible Sex Offenses	2002	5258	72.09
Robbery	2002	6865	94.12
Aggravated Assaults	2002	11677	160.10
Simple Assaults/Intimidation	2002	88176	1208.97
Arson	2002	1768	24.24
Extortion/Blackmail	2002	76	1.04
Burglary	2002	30671	420.53
Larceny	2002	175997	2413.07
Motor Vehicle Theft	2002	18388	252.11
Counterfeiting/Forgery	2002	8115	111.26
Fraud	2002	13006	178.32
Embezzlement	2002	2703	37.06
Stolen Property	2002	1254	17.19
Damage/Vandalism	2002	93832	1286.52
Drug/Narcotics	2002	34404	471.71
Nonforcible Sex Offenses	2002	290	3.98
Pornography	2002	161	2.21
Gambling	2002	43	.59
Prostitution	2002	712	9.76
Bribery	2002	18	.25
Weapon Law Violations	2002	8987	123.22

All counts are number of offenses except for offenses against a person in which victims are counted.



## **II Group A Offenses**

# Definitions of Categories of Group A Offenses

For practical purposes of measuring the trend and distribution of crime on the National and State level, the definitions for crime in the Incident Based Reporting (IBR) Program are generic in order not to exclude varying state and Federal statutes relating to the same type of crime. The definitions which were developed for IBR are not meant to be used for charging persons with crimes. Essential to the maintaining of uniform and consistent data is the establishment of standard definitions which are used for the State and National Programs.

## The IBR Group A Offense Categories and their definitions are:

**Arson** - Definition on Page 37

**Assault** - Definition on Page 22

**Bribery** - The offering, giving, receiving, or soliciting of anything of value (i.e., a bribe, gratuity, or kickback) to sway the judgment or action of a person in a position of trust or influence.

**Burglary** - Definition on Page 26

**Counterfeiting/Forgery** - The altering, copying, or imitation of something, without authority or right, with the intent to deceive or defraud by passing the copy or thing altered or imitated as that which is original or genuine; or the selling, buying, or possession of an altered, copied, or imitated thing with the intent to deceive or defraud.

**Destruction/Damage/Vandalism of Property** - To willfully or maliciously destroy, damage, deface, or otherwise injure real or personal property without the consent of the owner or the person having custody or control of it.

**Drug/Narcotic Offenses** - The violation of laws prohibiting the production, distribution, and/or use of certain controlled substances and the equipment or devices utilized in their preparation and/or use. (Includes drugs and equipment violations)

**Embezzlement** - The unlawful misappropriation by an offender to his/her own use or purpose of money, property, or some other thing of value entrusted to his/her care, custody, or control.

**Extortion/Blackmail** - To unlawfully obtain money, property, or any other thing of value, either tangible or intangible, through the use or threat of force, misuse of authority, threat of criminal prosecution, threat of destruction of reputation or social standing, or through other coercive means.

**Fraud Offenses** - The intentional perversion of the truth for the purpose of inducing another person or other entity in reliance upon it to part with something of value or to surrender a legal right. (Includes false pretenses/swindle/confidence game, credit card/automatic teller machine, impersonation, welfare, and wire frauds)

**Gambling Offenses** - To unlawfully bet or wager money or something else of value; assist, promote, or operate a game of chance for money or some other stake; possess or transmit wagering information; manufacture, sell, purchase, possess, or transport gambling equipment, devices, or goods; or tamper with the outcome of a sporting event or contest to gain a gambling advantage. (Includes betting/wagering, operating/promoting/assisting, gambling equipment and sports tampering violations)

**Homicide** – Definition on Page 9

**Kidnaping/Abduction** - The unlawful seizure, transportation, and/or detention of a person against his/her will, or of a minor without the consent of his/her custodial parent(s) or legal guardian.

**Larceny/Theft** - Definition on Page 30

**Motor Vehicle Theft** - Definition on Page 33

**Pornography/Obscene Material** - The violation of laws or ordinances prohibiting the manufacture, publishing, sale, purchase, or possession of sexually explicit material, e.g., literature, photographs, etc.

**Prostitution Offenses** - To unlawfully engage in or promote sexual activities for profit. (Also includes assisting)

**Robbery** - Definition on Page 18

**Sex Offenses, Forcible & Nonforcible** - Definition on Page 13

**Stolen Property Offenses** - Receiving, buying, selling, possessing, concealing, or transporting any property with the knowledge that it has been unlawfully taken, as by burglary, embezzlement, fraud, larceny, robbery, etc.

**Weapon Law Violations** - The violation of laws or ordinances prohibiting the manufacture, sale, purchase, transportation, possession, concealment, or use of firearms, cutting instruments, explosives, incendiary devices, or other deadly weapons.

# Monthly Group A Offense Categories

	Jan	Feb	Mar	Apr	May	Jun	Jul	Aug	Sep	Oct	Nov	Dec
Arson	142	152	125	158	134	187	186	163	131	149	128	113
Assault, Aggrav.	862	717	875	871	890	975	937	873	991	799	700	692
Assault, Other	6220	5731	6593	6725	7364	7145	6941	6531	7144	6489	5858	5460
Bribery	1	1	5	1	2	2	2	1	0	1	1	1
Burglary	2654	2278	2459	2488	2638	2543	2861	2670	2611	2437	2500	2532
Counterfeiting	739	687	705	700	752	662	813	634	639	711	573	500
Destruction	7219	6482	7456	7796	7738	8202	8955	9084	8009	7821	7569	7501
Drug	2871	2924	3437	3180	3296	2869	2996	2979	2502	2424	2651	2275
Embezzlement	262	198	213	206	240	233	222	229	241	238	226	195
Extortion	15	1	6	8	4	6	2	10	6	5	6	7
Fraud	1215	1061	1118	1090	1134	1100	1121	1171	1088	1030	986	892
Gambling	1	6	6	5	4	4	7	1	2	2	3	2
Homicide, Murder	29	30	25	21	34	16	33	30	39	33	24	29
Homicide, Neg.	1	2	1	1	2	1	0	2	1	1	1	1
Kidnapping	115	99	105	126	120	153	155	129	131	114	92	90
Larceny	13705	12205	13590	14431	15559	15505	16854	16636	15206	14733	13769	13804
MV Theft	1548	1189	1505	1580	1621	1645	1785	1653	1543	1528	1415	1376
Pornography	18	17	23	11	12	13	18	6	13	17	6	7
Prostitution	81	56	51	52	54	45	70	92	68	63	39	41
Robbery	636	407	598	563	535	568	562	503	634	662	564	633
Forcible Sex, Rape	138	125	133	151	140	151	186	173	158	141	133	115
Forcible Sex, Other	284	253	268	263	320	342	322	282	292	243	224	144
Nonforcible Sex	32	30	20	25	20	22	34	24	21	16	17	21
Stolen Property	145	80	93	111	104	105	99	119	99	119	83	97
Weapon Laws	758	646	781	765	753	791	730	772	785	805	713	688
Group A Offenses	38691	35377	40191	41328	43470	43285	45891	44767	42354	40581	38281	37216
Group A Incidents	34339	30887	35331	36152	38164	38170	40181	39219	36989	35426	33230	32335

Assaults, Other includes simple assaults, and intimidation.

Forcible Sex, Other includes sodomy, sexual assault with object, and forcible fondling.

Nonforcible Sex includes incest and statutory rape.

These crime counts represent offenses reported in an incident, not victims of each offense.

# Group A Incidents

**430,421 Incidents Reported - One every 1 Min. 13 Sec.**

**Several offenses may have occurred in one crime incident; therefore, the total number of offenses reported was 492,432.**

## **Crimes Against The Person**

**95,432 Offenses Reported - One every 5 Min. 30 Sec.**

### *Homicide*

*357 Offenses Reported*

### *Kidnapping/Abduction*

*1,429 Offenses Reported*

### *Forcible Sex Offenses*

*4,981 Offenses Reported*

### *Assault Offenses*

*88,383 Offenses Reported*

### *Nonforcible Sex Offenses*

*282 Offenses Reported*

## **Crimes Against Society**

**44,307 Offenses Reported - One every 11 Min. 52 Sec.**

### *Drug Offenses*

*34,404 Offenses Reported*

### *Pornography/Obscene Material*

*161 Offenses Reported*

### *Gambling Offenses*

*43 Offenses Reported*

### *Prostitution*

*712 Offenses Reported*

### *Weapon Law Violations*

*8,987 Offenses Reported*

## **Crimes Against Property**

**352,693 Offenses Reported - One every 1 Min. 29 Sec.**

### *Robbery*

*6,865 Offenses Reported*

### *Arson*

*1,768 Offenses Reported*

### *Extortion/Blackmail*

*76 Offenses Reported*

### *Burglary*

*30,671 Offenses Reported*

### *Larceny*

*175,997 Offenses Reported*

### *Motor Vehicle Theft*

*18,388 Offenses Reported*

### *Counterfeiting/Forgery*

*8,115 Offenses Reported*

### *Fraud*

*13,006 Offenses Reported*

### *Embezzlement*

*2,703 Offenses Reported*

### *Stolen Property*

*1,254 Offenses Reported*

### *Damage/Vandalism*

*93,832 Offenses Reported*

### *Bribery*

*18 Offenses Reported*



## **Homicide Offenses**

*The killing of one human being by another*

### **Murder/**

#### **Nonnegligent Manslaughter**

*The willful (nonnegligent) killing of one human being by another*

#### **Manslaughter By**

##### **Negligence**

*The killing of another person through negligence*

*This offense does not include "Vehicular Manslaughter"*

#### **Justifiable Homicide**

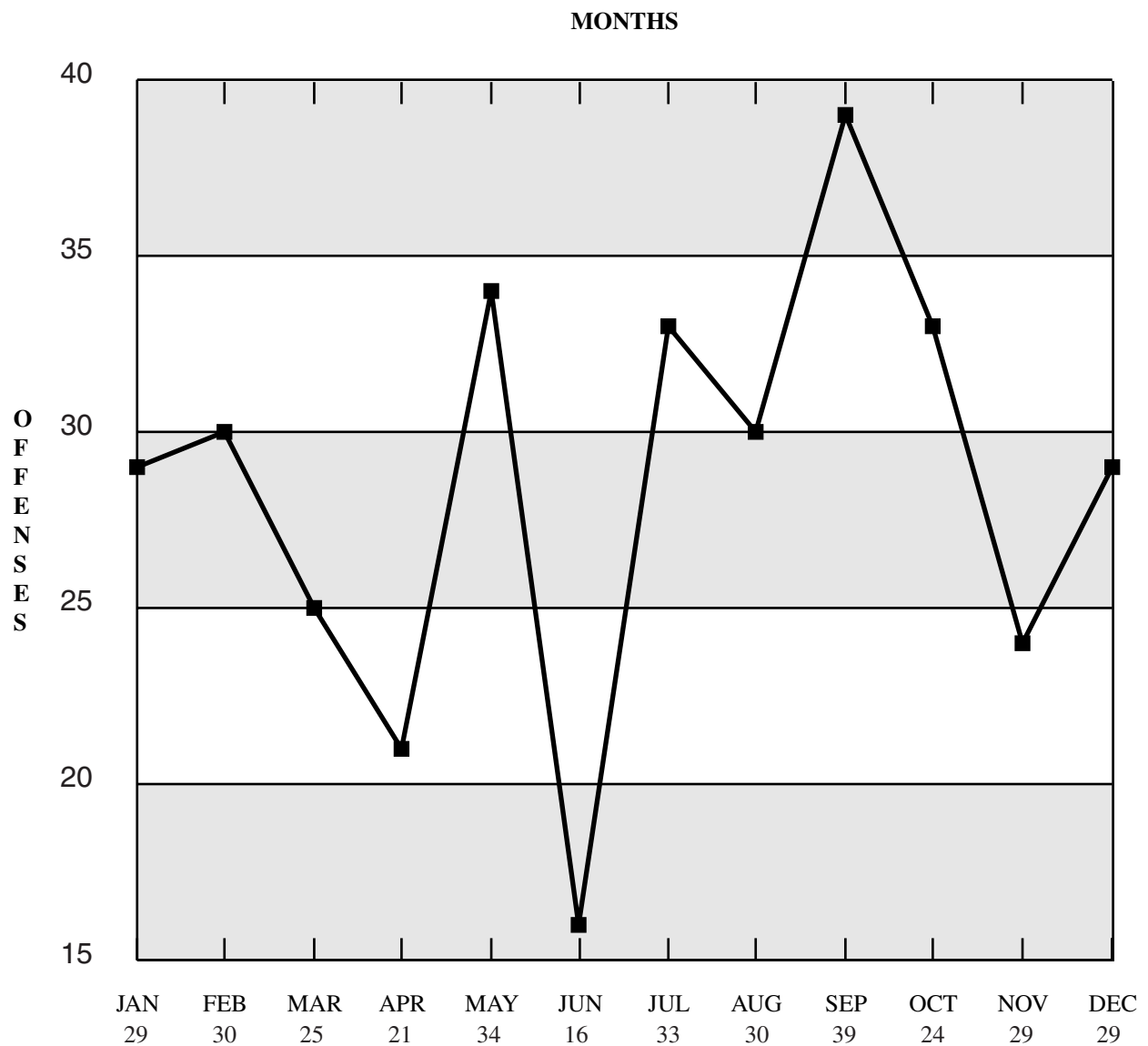
*The killing of a perpetrator of a serious criminal offense by a peace officer in the line of duty; or the killing, during the commission of a serious criminal offense, of the perpetrator by a private individual*





*As a general rule, any death due to injuries received in a fight, argument, quarrel, assault, or commission of a crime is classified in this category. Suicides, accidental deaths, assaults to murder, traffic fatalities, and attempted murders are not classified as Murder/Nonnegligent Manslaughter. More information on murders may be found in the violent crime section of this report.*

*In 2002, the contributing agencies reported 343 offenses resulting in 379 actual deaths. An analysis by month shows September had the greatest occurrences.*



# Murder/Nonnegligent Manslaughter

In all cases of murder reported under this system, data is captured on the victim and suspected offender's age, gender, and race. The data below represents victim information for the murders reported by the agencies submitting Incident Based Reporting data.

## VICTIMS BY AGE, GENDER, AND RACE

Age	Gender	White	Black	Am Indian/ Alskn Native	Asian Pacific Isl	Unk	Total
Under 10	M	4	5				9
	F	2	6			1	9
	U						
10-14	M	2	1				3
	F	2	1				3
	U						
15-19	M	9	27				36
	F	2	6				8
	U						
20-24	M	8	39				47
	F	9	11				20
	U					1	1
25-29	M	7	33				40
	F	6	2				8
	U						
30-34	M	11	15		1		27
	F	5	7		1		13
	U						
35-39	M	7	19				26
	F	8	3				11
	U						
40-44	M	11	9			1	21
	F	4	5		1		10
	U						
45-49	M	3	10				13
	F	3	1		1		5
	U						
50-54	M	6	2				8
	F	1	2				3
	U						
55-59	M	4					4
	F	1	1				2
	U						
60-64	M	4	1				5
	F	2					2
	U						
65 & Over	M	5	6			1	12
	F	5	5			1	11
	U						
Unknown	M	5	9			1	15
	F	2	2				4
	U		1			2	3
TOTAL	M	86	176		1	3	266
	F	52	52		3	2	109
	U		1			3	4

# Murder/Nonnegligent Manslaughter

## OFFENDERS BY AGE, GENDER, AND RACE

Age	Gender	White	Black	Am Indian/ Alskn Native	Asian Pacific Isl	Unk	Total
Under 10	M						
	F						
	U						
10-14	M		2				2
	F						
	U						
15-19	M	2	53				55
	F	1	3				4
	U						
20-24	M	13	64		1		78
	F	6	3				9
	U						
25-29	M	6	31				37
	F	3	2				5
	U						
30-34	M	15	10		1		26
	F	3	2				5
	U						
35-39	M	13	10				23
	F	2	2				4
	U						
40-44	M	2	10				12
	F	4	1				5
	U						
45-49	M	7	6				13
	F	2	1				3
	U						
50-54	M	9	3				12
	F						
	U						
55-59	M	1	2				3
	F						
	U						
60-64	M	3	1				4
	F	1					1
	U						
65 & Over	M	6	1		1		8
	F						
	U						
Unknown	M	3	35				38
	F	1	3				4
	U					77	77
TOTAL	M	80	228		3		311
	F	23	17				40
	U					77	77

## **Forcible Sex Offenses**

### **Forcible Rape**

*The carnal knowledge of a person, forcibly and/or against that person's will; or not forcibly or against the person's will where the victim is incapable of giving consent because of his/her temporary or permanent mental or physical incapacity*

### **Forcible Sodomy**

*Oral or anal sexual intercourse with another person, forcibly and/or against that person's will; or not forcibly or against the person's will where the victim is incapable of giving consent because of his/her youth or because of his/her temporary or permanent mental or physical incapacity*

### **Sexual Assault With An Object**

*To use an object or instrument to unlawfully penetrate, however slightly, the genital or anal opening of the body of another person, forcibly and/or against that person's will; or not forcibly or against the person's will where the victim is incapable of giving consent because of his/her youth or because of his/her temporary or permanent mental or physical incapacity*

### **Forcible Fondling**

*The touching of the private body parts of another person for the purpose of sexual gratification, forcibly and/or against that person's will; or not forcibly or against the person's will where the victim is incapable of giving consent because of his/her youth or because of his/her temporary or permanent mental or physical incapacity*


## **Nonforcible Sex Offenses**

### **Incest**

*Nonforcible sexual intercourse between persons who are related to each other within the degrees wherein marriage is prohibited by law*

### **Statutory Rape**

*Nonforcible sexual intercourse with a person who is under the statutory age of consent*



## Forcible Sex Offenses

Forcible sex offenses include forcible rape, forcible sodomy, sexual assault with an object, and forcible fondling. Additional information on these offenses can be found in the violent crime section of this report.

Relationship of Victim to Offender	
Spouse	88
Common-Law Spouse	8
Parent	9
Sibling	128
Child	317
Grandparent	1
Grandchild	47
In-Law	14
Stepparent	29
Stepchild	132
Stepsibling	50
Other Family Member	315
Acquaintance	1247
Friend	425
Neighbor	126
Babysittee	55
Boyfriend/Girlfriend	235
Child of Boyfriend/Girlfriend	69
Homosexual Relationship	5
Ex-Spouse	8
Employee	17
Employer	3
Otherwise Known	466
Stranger	418
Unknown	849
<b>Total</b>	<b>5061</b>

Resident Status of Victim	Number
Resident	3858
Nonresident	684
Unknown	716
<b>Total Status</b>	<b>5258</b>

How Suspect Left Scene	Number
Auto	245
Truck	30
Van	5
Motorcycle	1
Bicycle	17
Foot	394
Moped	1
Other	75
Unknown	555
<b>Total</b>	<b>1323</b>


## Forcible Sex Offenses By Day of Week And Time of Day

Day/Time	00:00 01:59	02:00 03:59	04:00 05:59	06:00 07:59	08:00 09:59	10:00 11:59	12:00 13:59	14:00 15:59	16:00 17:59	18:00 19:59	20:00 21:59	22:00 23:59	Unk
Monday	103	37	15	19	71	43	53	80	70	59	56	44	52
Tuesday	94	41	20	21	72	60	67	57	57	50	63	57	64
Wednesday	87	30	17	21	49	43	64	80	65	49	42	60	46
Thursday	90	40	14	12	65	43	82	74	66	46	47	53	57
Friday	146	27	21	31	67	57	53	74	78	76	74	65	49
Saturday	120	77	35	21	50	32	39	45	51	70	75	82	44
Sunday	100	75	50	24	35	26	41	44	56	44	71	44	45
<b>TOTAL</b>	<b>740</b>	<b>327</b>	<b>172</b>	<b>149</b>	<b>409</b>	<b>304</b>	<b>399</b>	<b>454</b>	<b>443</b>	<b>394</b>	<b>428</b>	<b>405</b>	<b>357</b>

# Victims And Offenders of Forcible Sex Offenses

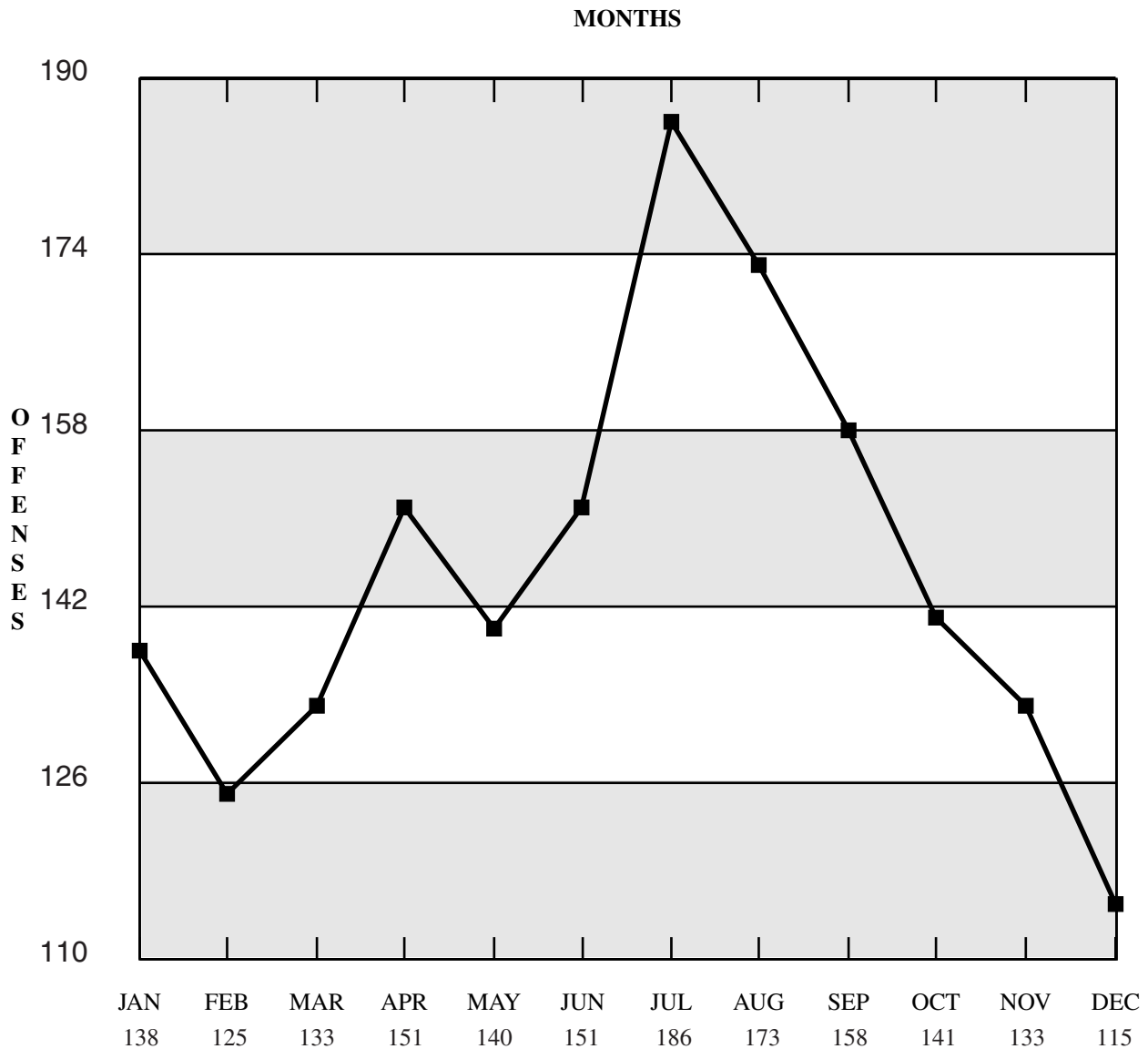
AGE, GENDER AND RACE OF VICTIM						
Race	Male			Female		
	0 - 18	19 - 35	36+	0 - 18	19 - 35	36+
White	380	62	20	1950	796	289
Black	178	21	12	890	416	129
Am. Ind./Alskn	0	0	0	2	1	0
Asian/Pacfc Isl.	2	0	1	20	14	3
Unknown	10	0	2	42	7	2
<b>TOTAL</b>	<b>570</b>	<b>83</b>	<b>35</b>	<b>2904</b>	<b>1234</b>	<b>423</b>

AGE, GENDER AND RACE OF OFFENDER						
Race	Male			Female		
	0 - 18	19 - 35	36+	0 - 18	19 - 35	36+
White	695	1226	825	54	43	25
Black	711	895	481	27	18	13
Am. Ind./Alskn	0	4	1	0	0	1
Asian/Pacfc Isl.	10	17	11	0	1	1
Unknown	69	19	10	1	4	0
<b>TOTAL</b>	<b>1485</b>	<b>2161</b>	<b>1328</b>	<b>82</b>	<b>66</b>	<b>40</b>



*This offense includes the forcible rape of both males and females. If force is used or threatened, the crime is classified as Forcible Rape regardless of the age of the victim. If no force or threat of force is used and the victim is under the statutory age of consent, the crime is not classified in this category but in the category of Statutory Rape.*

*In 2002, the contributing agencies reported 1,744 rape offenses resulting in 1,767 persons raped. An analysis by month shows July had the greatest occurrences.*



# Forcible Rape

## VICTIMS AND OFFENDERS BY AGE, GENDER, AND RACE

AGE	VICTIM		OFFENDER		
	Male	Female	Male	Female	Unknown
Under 10		59	3		
10-12	3	112	18		
13-14	1	256	37		
15	2	134	39		
16		113	59	2	
17		97	73		
18		104	8		
19		80	103	1	1
20		82	107	1	1
21	1	49	72		
22		57	102		
23		42	59		1
24		39	48		
25-29	1	146	205	1	2
30-34	1	110	209		1
35-39		117	183		
40-44	1	72	118	1	1
45-49		39	58		
50-54		16	46		4
55-59		4	11		
60-64		3	9		
65 & Over		17	13		
Unknown		9	164	1	106
<b>TOTAL</b>	<b>10</b>	<b>1757</b>	<b>1824</b>	<b>7</b>	<b>117</b>
White	7	1117	866	4	1
Black	3	616	893	3	2
Am. Ind. or Alaskan Native		1	3		
Asian or Pacific Isl.		13	10		
Unknown		10	52		114
<b>TOTAL</b>	<b>10</b>	<b>1757</b>	<b>1824</b>	<b>7</b>	<b>117</b>






## **Robbery**

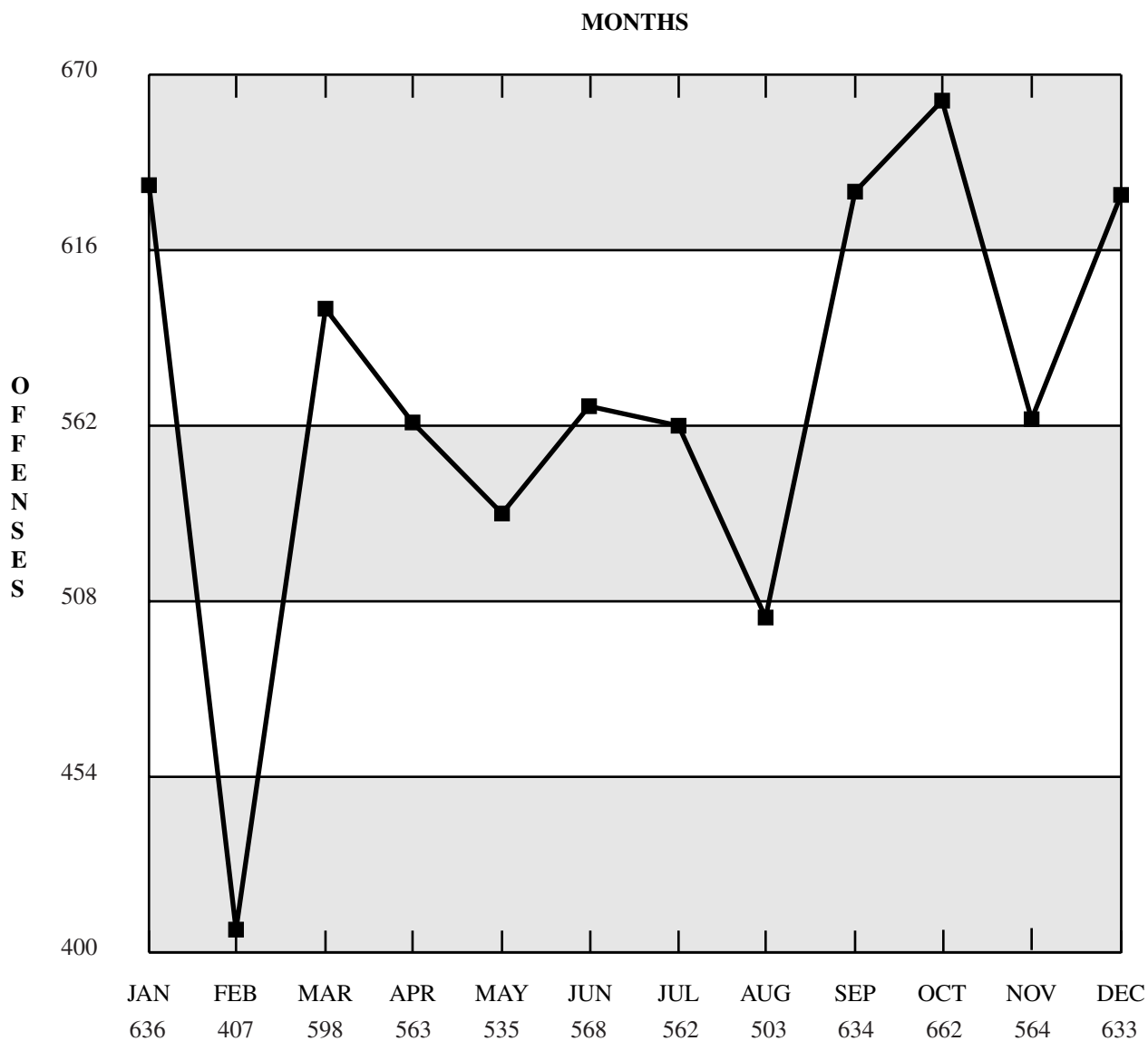
*The taking, or attempting to take, anything of value under confrontational circumstances from the control, custody, or care of another person by force or threat of force or violence and/or by putting the victim in fear of immediate harm*

*Because some type of assault is an element of the crime of robbery, an assault is not reported as a separate crime as long as it was performed in furtherance of the robbery.*



*Additional information on robberies can be found in the violent crime section of this report on page 42.*

*The graph below represents the monthly robberies reported by the contributing agencies. The month of October had the greatest number of robberies reported.*

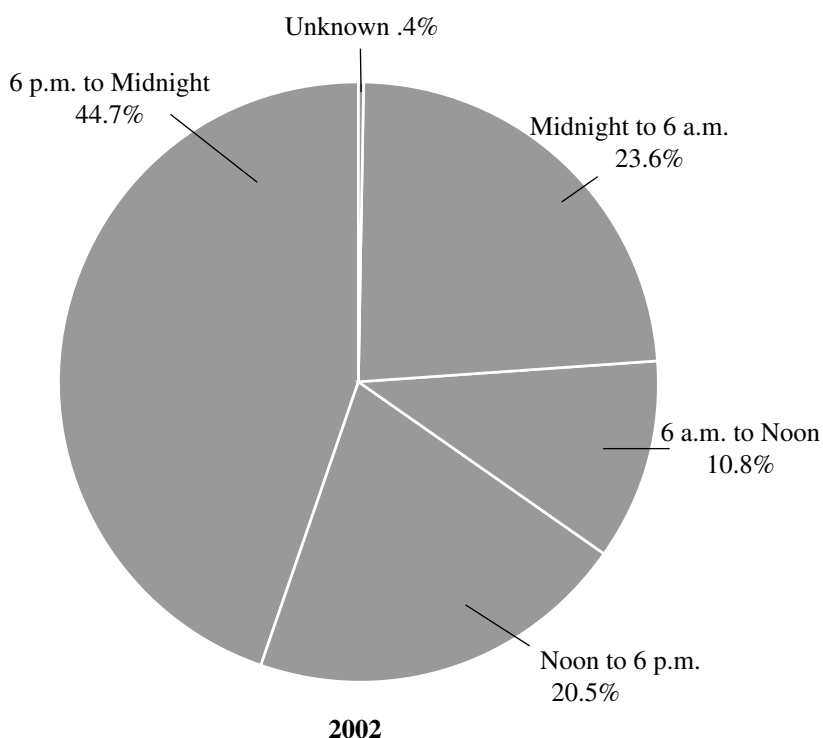


# Robbery

Type of Victim	Number
Individual	7427
Business	1356
Financial Institution	67
Government	7
Religious	2
Society/Public	0
Other	1
Unknown	15

Resident Status of Victim	Number
Resident	5274
Nonresident	1291
Unknown	862
<b>Total Status</b>	<b>7427</b>

How Suspect Left Scene	Number
Auto	985
Truck	62
Van	37
Motorcycle	3
Bicycle	159
Foot	2415
Moped	8
Other	32
Unknown	696
<b>Total</b>	<b>4397</b>



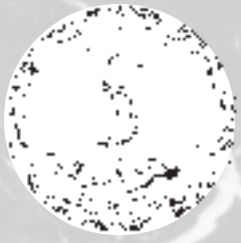
## Robberies By Day of Week And Time of Day

Day/Time	00:00 01:59	02:00 03:59	04:00 05:59	06:00 07:59	08:00 09:59	10:00 11:59	12:00 13:59	14:00 15:59	16:00 17:59	18:00 19:59	20:00 21:59	22:00 23:59	Unk
Monday	79	57	19	11	38	59	51	77	75	128	170	142	4
Tuesday	110	63	38	21	28	58	58	60	87	97	165	162	0
Wednesday	87	65	29	26	34	50	59	74	66	91	150	159	7
Thursday	104	77	25	18	30	51	49	56	70	104	166	182	2
Friday	109	59	29	27	47	53	61	78	97	110	166	199	4
Saturday	166	131	59	38	34	37	67	58	81	97	160	213	4
Sunday	159	98	56	31	23	30	50	52	82	90	168	148	6
<b>TOTAL</b>	<b>814</b>	<b>550</b>	<b>255</b>	<b>172</b>	<b>234</b>	<b>338</b>	<b>395</b>	<b>455</b>	<b>558</b>	<b>717</b>	<b>1145</b>	<b>1205</b>	<b>27</b>

## Victims And Offenders of Robberies

AGE, GENDER AND RACE OF VICTIM						
Race	Male			Female		
	0 - 18	19 - 35	36+	0 - 18	19 - 35	36+
White	374	1431	861	88	649	544
Black	324	1111	720	59	510	326
Am. Ind./Alskn	1	11	9	0	3	2
Asian/Pacfc Isl.	12	60	44	4	40	54
Unknown	15	73	43	9	14	9
<b>TOTAL</b>	<b>726</b>	<b>2686</b>	<b>1677</b>	<b>160</b>	<b>1216</b>	<b>935</b>

AGE, GENDER AND RACE OF OFFENDER						
Race	Male			Female		
	0 - 18	19 - 35	36+	0 - 18	19 - 35	36+
White	428	828	143	43	96	25
Black	2791	4095	654	107	179	51
Am. Ind./Alskn	0	0	1	0	0	0
Asian/Pacfc Isl.	16	19	1	1	0	0
Unknown	127	53	10	4	3	0
<b>TOTAL</b>	<b>3362</b>	<b>4995</b>	<b>809</b>	<b>155</b>	<b>278</b>	<b>76</b>



## **Assault Offenses**

*The unlawful attack by one person upon another*

### **Aggravated Assault**

*An unlawful attack by one person upon another wherein the offender uses a weapon or displays it in a threatening manner, or the victim suffers obvious severe or aggravated bodily injury involving apparent broken bones, loss of teeth, possible internal injury, severe laceration, or loss of consciousness*

### **Simple Assault**

*An unlawful physical attack by one person upon another where neither the offender displays a weapon, nor the victim suffers obvious severe or aggravated bodily injury involving apparent broken bones, loss of teeth, possible internal injury, severe laceration, or loss of consciousness*

### **Intimidation**

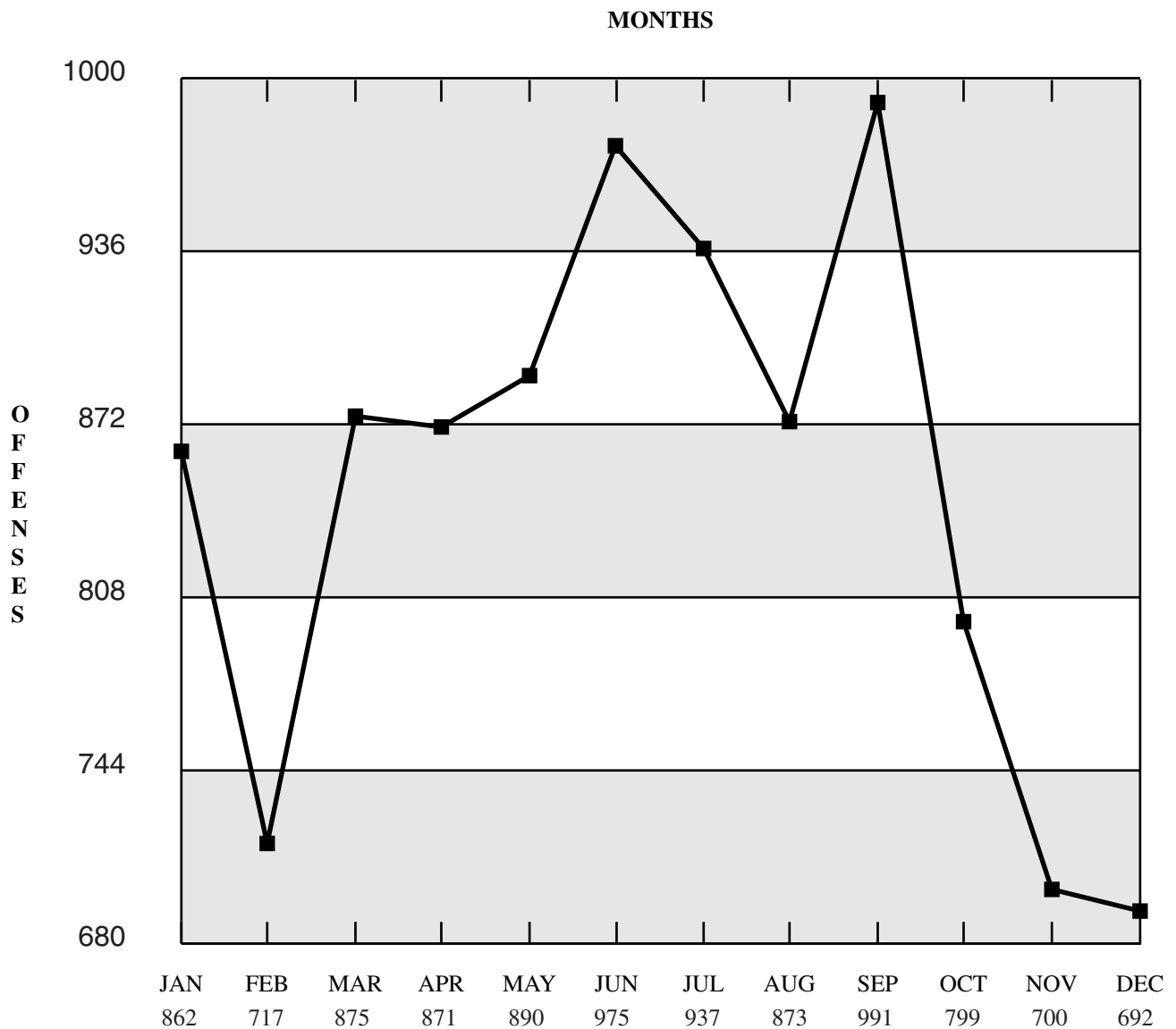
*To unlawfully place another person in reasonable fear of bodily harm through the use of threatening words and/or other conduct, but without displaying a weapon or subjecting the victim to actual physical attack*

*This offense includes stalking.*



*Aggravated assault includes: assaults or attempts to kill or murder; poisoning; assault with a dangerous or deadly weapon; maiming, mayhem, assault with explosives, and assault with disease (as in cases when the offender is aware that he/she is infected with a deadly disease and deliberately attempts to inflict the disease by biting, spitting, etc.). It is not necessary that injury result from an aggravated assault when a weapon is used which could cause serious personal injury. By definition, there can be no attempted assaults.*

*In 2002, the contributing agencies reported 10,182 aggravated assault offenses resulting in 11,677 persons assaulted. The month of September had the greatest number of offenses reported.*



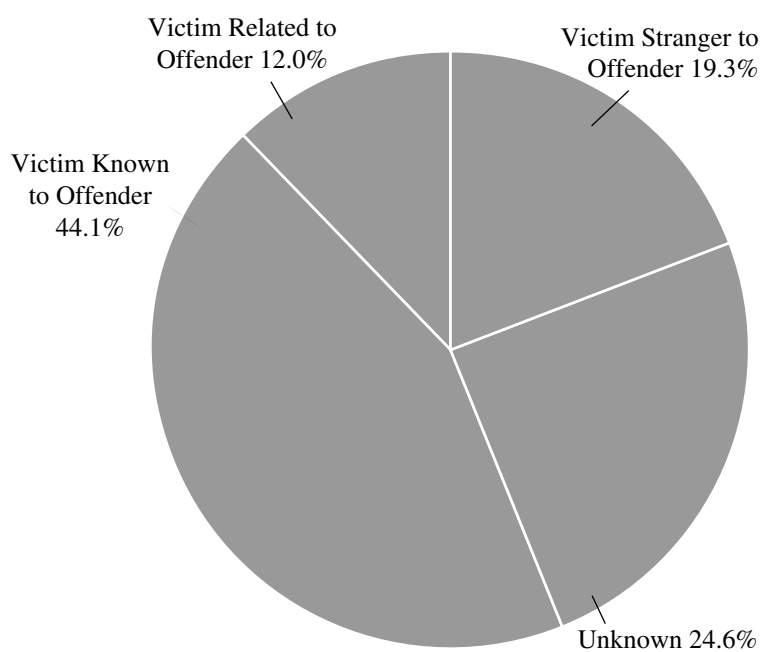
## Victims And Offenders of Aggravated Assault Offenses

RACE BY AGE AND GENDER OF VICTIM						
Race	Male			Female		
	0 - 17	18 - 35	36+	0 - 17	18 - 35	36+
White	745	2072	1199	311	907	622
Black	581	1871	1121	331	1099	548
Am. Ind./Alskn	1	4	2	0	2	0
Asian/Pacfc Isl.	6	34	19	4	19	9
Unknown	42	32	28	11	15	10
<b>TOTAL</b>	<b>1375</b>	<b>4013</b>	<b>2369</b>	<b>657</b>	<b>2042</b>	<b>1189</b>

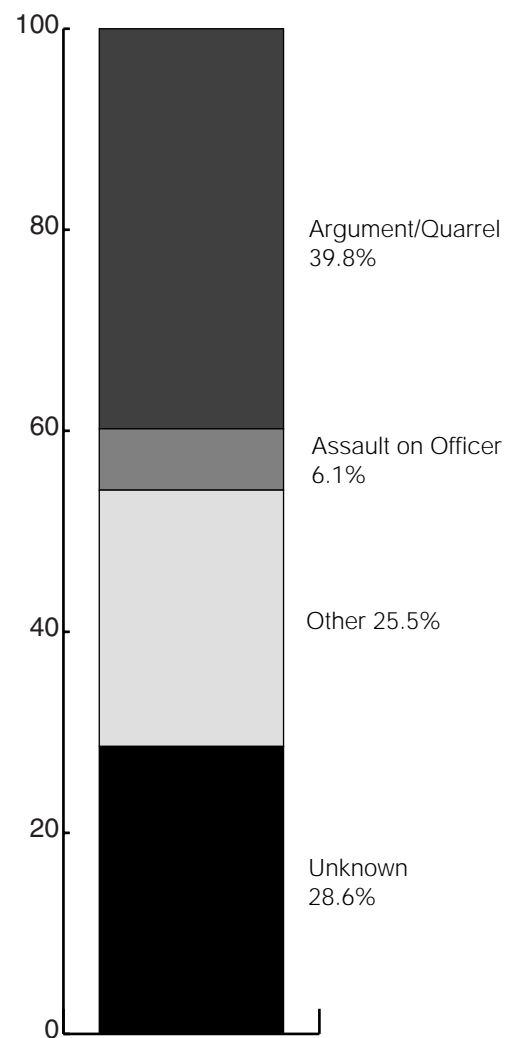
RACE BY AGE AND GENDER OF OFFENDER						
Race	Male			Female		
	0 - 17	18 - 35	36+	0 - 17	18 - 35	36+
White	829	2167	1065	165	473	280
Black	1328	2566	1073	336	904	390
Am. Ind./Alskn	2	3	4	0	0	0
Asian/Pacfc Isl.	27	58	11	1	8	6
Unknown	67	16	18	14	6	3
<b>TOTAL</b>	<b>2253</b>	<b>4810</b>	<b>2171</b>	<b>516</b>	<b>1391</b>	<b>679</b>

Relationship of Victim to Offender in Aggravated Assault Offenses	
Spouse	712
Common-Law Spouse	81
Parent	178
Sibling	257
Child	221
Grandparent	14
Grandchild	9
In-Law	62
Stepparent	25
Stepchild	38
Stepsibling	7
Other Family Member	244
Victim Was Offender	481
Acquaintance	2702
Friend	541
Neighbor	231
Babysittee (the baby)	12
Boyfriend/Girlfriend	1155
Child of Boyfriend/Girlfriend	21
Homosexual Relationship	29
Ex-Spouse	37
Employee	35
Employer	15
Otherwise Known	1511
Relationship Unknown	3773
Victim Was Stranger	2957

Circumstances of Aggravated Assaults	
Argument	4688
Assault on Law Officer	716
Drug Dealing	48
Gangland	34
Juvenile Gang	29
Lover's Quarrel	279
Other Felony Involved	67
Other Circumstances	2541
Unknown Circumstances	3368



2002



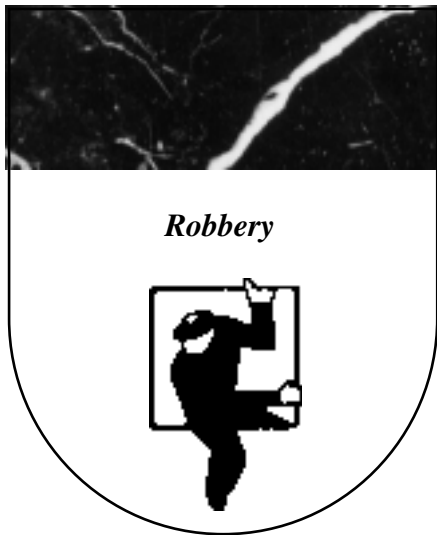




## **Burglary**

*The unlawful entry into a building or other structure with the intent to commit a felony or a theft*

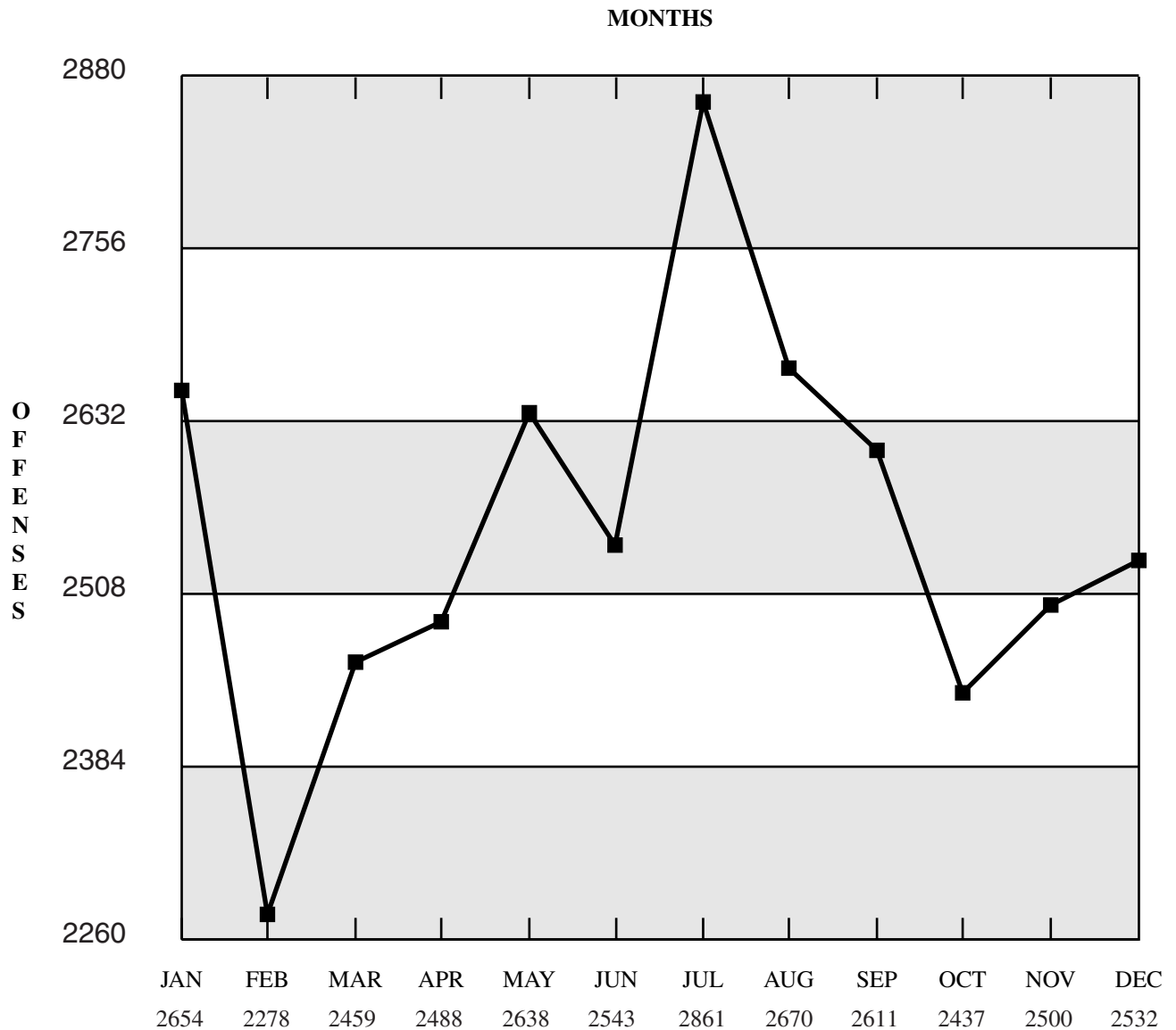
*A “structure” is considered to include, but not be limited to, all buildings, railroad car, garage, housetrailer or houseboat if used as permanent dwelling, room, barn, stable, mill, and ship.*



*Offenses locally known as burglary (any degree); unlawful entry with intent to commit a larceny or felony; breaking and entering with intent to commit a larceny; and housebreaking are classified as burglary.*

*Thefts from telephone booths, coin-operated machines, automobiles, tents, or shoplifting from commercial establishments are classified as larcenies and are not included in this offense*

*There were 30,671 burglaries reported by the contributing agencies. The month of July had the greatest occurrence of burglaries.*



# Victims And Offenders of Burglaries

AGE, GENDER AND RACE OF VICTIM						
Race	Male			Female		
	0 - 18	19 - 35	36+	0 - 18	19 - 35	36+
White	449	3444	5684	259	2722	3926
Black	148	1473	1612	156	2305	1996
Am. Ind./Alskn	3	5	14	0	2	8
Asian/Pacfc Isl.	20	88	100	13	69	84
Unknown	106	69	101	61	33	57
<b>TOTAL</b>	<b>726</b>	<b>5079</b>	<b>7511</b>	<b>489</b>	<b>5131</b>	<b>6071</b>

AGE, GENDER AND RACE OF OFFENDER						
Race	Male			Female		
	0 - 18	19 - 35	36+	0 - 18	19 - 35	36+
White	2151	3435	894	285	639	274
Black	1946	2692	911	207	312	128
Am. Ind./Alskn	0	2	1	1	2	0
Asian/Pacfc Isl.	52	47	7	6	6	1
Unknown	235	52	33	44	7	8
<b>TOTAL</b>	<b>4384</b>	<b>6228</b>	<b>1846</b>	<b>543</b>	<b>966</b>	<b>411</b>

# Burglary

Point of Entry/Exit During Burglary	Entry	Exit
Front	6599	4861
Rear	5668	3790
Side	2227	1275
Attic	36	26
Vent/AC	60	28
Window	4244	2216
Door	7106	8313
Patio/Sliding Dr	437	451
Balcony/Fire Escape	50	28
Attached Garage	425	319
Wall	70	59
Vehicle	8	13
Floor	12	16
Roof/Skylight	95	39
Hidden Within	7	2
Other	468	288
Unknown	1296	1536

Type Security of Structure	Number
Alarm/Audio	1367
Alarm/Silent	334
Bars/Grate	99
Camera	290
Dog	175
Dead Bolt	1882
Locked	10589
Unlocked	2006
Exterior Lights	402
Interior Lights	145
Fence	229
Guard	97
Neighborhood Watch	25
Other	201
None	2986

Resident Status of Victim	Number
Resident	20002
Nonresident	1895
Unknown	3195
<b>Total Victims</b>	<b>25092</b>

How Suspect Left Scene	Number
Auto	860
Truck	170
Van	42
Motorcycle	7
Bicycle	120
Foot	1878
Moped	8
Other	296
Unknown	12457

## Burglaries By Day of Week And Time of Day

Day/Time	00:00 01:59	02:00 03:59	04:00 05:59	06:00 07:59	08:00 09:59	10:00 11:59	12:00 13:59	14:00 15:59	16:00 17:59	18:00 19:59	20:00 21:59	22:00 23:59	Unk
Monday	355	195	168	457	511	380	391	341	508	429	380	325	146
Tuesday	361	193	163	416	457	331	336	381	485	477	342	322	112
Wednesday	344	164	119	432	499	354	358	367	496	465	395	337	111
Thursday	384	198	149	365	474	307	341	340	516	459	417	303	128
Friday	390	231	160	370	506	382	377	430	746	568	410	364	126
Saturday	414	271	159	172	274	331	394	353	429	453	383	394	146
Sunday	380	243	131	170	254	287	334	330	392	367	319	334	113
<b>TOTAL</b>	<b>2628</b>	<b>1495</b>	<b>1049</b>	<b>2382</b>	<b>2975</b>	<b>2372</b>	<b>2531</b>	<b>2542</b>	<b>3572</b>	<b>3218</b>	<b>2646</b>	<b>2379</b>	<b>882</b>



## **Larceny**

*The unlawful taking, carrying, leading, or riding away of property from the possession, or constructive possession, of another person*

### **Pocket-picking**

*The theft of articles from another person's physical possession by stealth where the victim usually does not become immediately aware of the theft*

### **Purse-snatching**

*The grabbing or snatching of a purse, handbag, etc., from the physical possession of another person*

### **Shoplifting**

*The theft, by someone other than an employee of the victim, of goods or merchandise exposed for sale*

### **Theft From Building**

*A theft from within a building which is either open to the general public or where the offender has legal access*

### **Theft From Coin-Operated Machine or Device**


*A theft from a machine or device which is operated or activated by the use of coins*

### **Theft of Motor Vehicle Parts or Accessories**

*The theft of any part or accessory affixed to the interior or exterior of a motor vehicle in a manner which would make the item an attachment of the vehicle, or necessary for its operation*

### **All Other Larceny**

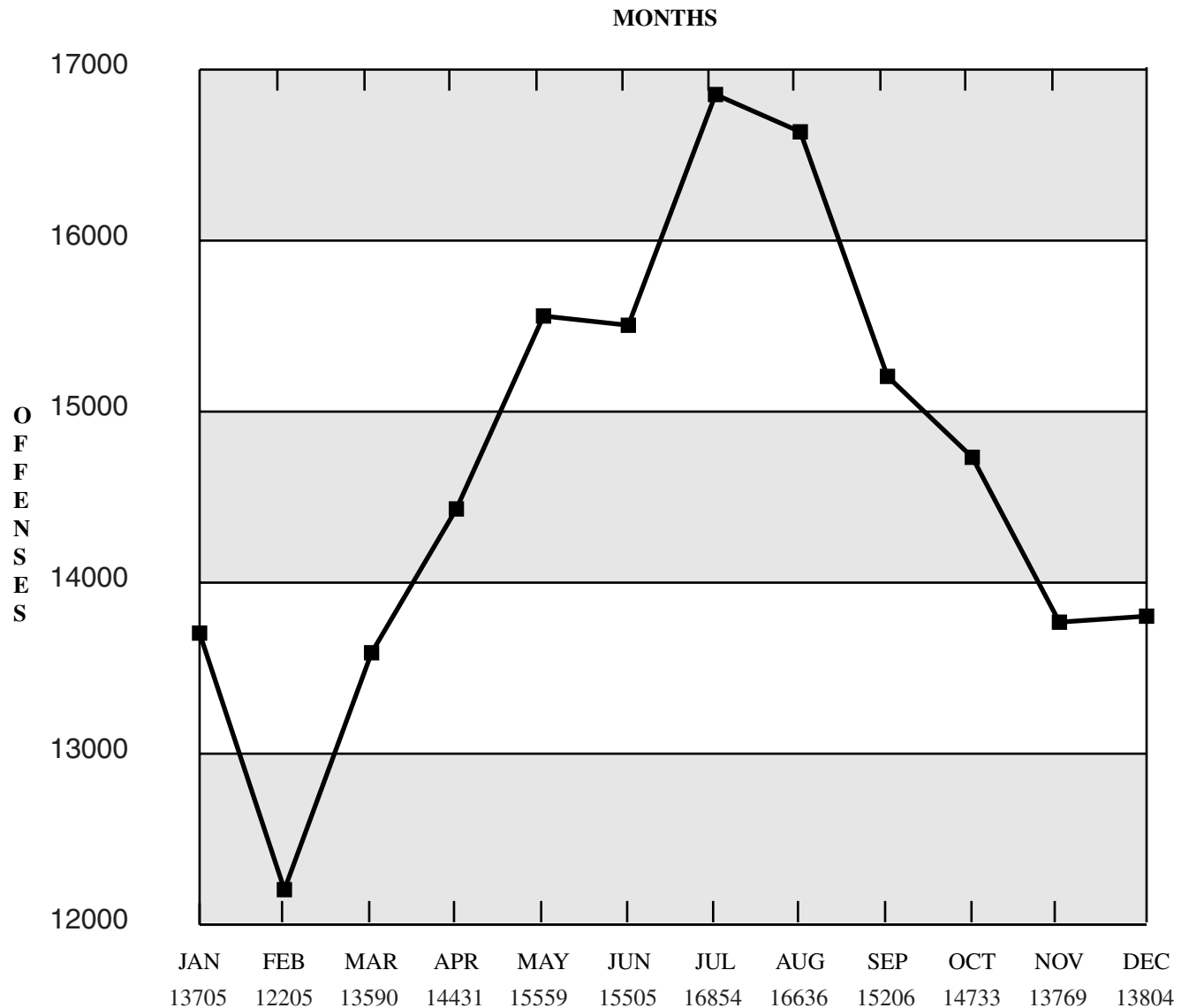
*All thefts which do not fit any of the definitions of the specific subcategories of Larceny/Theft listed above. Included are thefts from fenced enclosures, boats, and airplanes. Theft of animals, lawnmowers, lawn furniture, hand tools, and farm and construction equipment are also included where no break-in of a structure is involved.*



*Local offense classifications such as grand theft, petty larceny, or felony larceny have no bearing on the fact that each distinct operation of larceny is reported as one offense.*

*Motor vehicle theft is not included in the larceny totals and is counted separately because of the great volume of such thefts*

*There were 175,997 offenses reported by the contributing agencies during 2002. July had the greatest occurrence of offenses reported.*




# Larceny

The nature of larceny, a crime of opportunity, sneak thievery and petty unobserved thefts, makes it an extremely difficult offense for law enforcement officers to solve. A lack of witnesses and the volume of these crimes work in the offender's favor.

Location	Number of Offenses
Air/Bus/Train Terminal	365
Bank/Savings & Loan	499
Bar/Night Club	741
Church/Synagogue/Temple	822
Commercial/Office Building	5402
Construction Site	1986
Convenience Store	8398
Department/Discount Store	11830
Drug Store/Dr Office/Hospital	2080
Field/Woods	865
Government/Public Building	1368
Grocery/Supermarket	5279
Highway/Road/Alley	14246
Hotel/Motel/Etc.	2218
Jail/Penitentiary	49
Lake/Waterway	296
Liquor Store	181
Parking Lot/Garage	24998
Rental/Storage Facility	766
Residence/Home	56920
Restaurant	3137
School/College	5906
Service/Gas Station	8354
Specialty Store	5709
Other/Unknown	13582
<b>TOTAL</b>	<b>175997</b>

Classification	Number of Offenses
Pocket-Picking	457
Purse-Snatching	365
Shoplifting	21363
Theft From Building	28855
Theft From Coin-Operated Machine	1376
Theft From Motor Vehicles	40032
Theft of Motor Vehicle Parts & Accessories	16147
All Other Larceny	67402
<b>TOTAL</b>	<b>175997</b>

Days of Week	Number
Monday	25951
Tuesday	25812
Wednesday	25460
Thursday	24959
Friday	28013
Saturday	24534
Sunday	21268
<b>Total</b>	<b>175997</b>



## **Motor Vehicle Theft**

*The theft of a motor vehicle (a self-propelled vehicle that runs on the surface of land and not on rails, and which fits one of the following descriptions:*

**Automobiles** - sedans, coupes, station wagons, convertibles, taxicabs, or other similar motor vehicles which serve the primary purpose of transporting people

**Buses** - motor vehicles which are specifically designed (but not necessarily used) to transport groups of people on a commercial basis

**Recreational Vehicles** - motor vehicles which are specifically designed (but not necessarily used) to transport people and also provide them temporary lodging for recreational purposes

**Trucks** - motor vehicles which are specifically designed (but not necessarily used) to transport cargo

**Other Motor Vehicles** - any other motor vehicles, e.g., motorcycles, motor scooters, trail bikes, mopeds, snowmobiles, golf carts, etc.

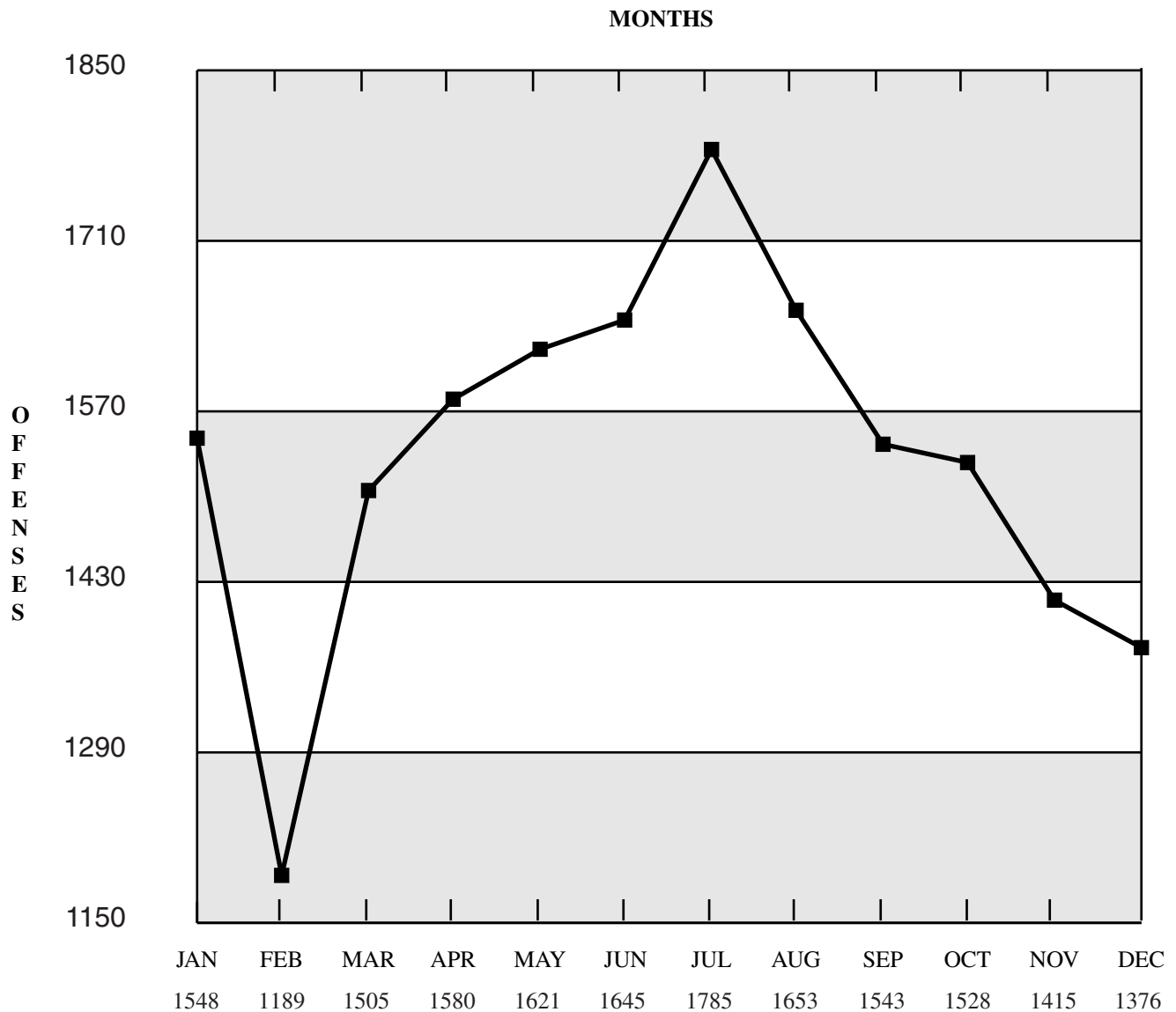




*All cases where motor vehicles are taken by persons not having lawful access even though the vehicles are later abandoned are counted in this offense. Joyriding is included.*

*Unauthorized use by chauffeurs and others having lawful access to the vehicle is not included in motor vehicle theft.*

*The contributing agencies reported 18,388 offenses of motor vehicle theft. July had the greatest occurrence of offenses reported.*



# Motor Vehicle Theft

AGE, GENDER AND RACE OF VICTIM						
Race	Male			Female		
	0 - 18	19 - 35	36+	0 - 18	19 - 35	36+
White	280	2655	2838	124	1399	1621
Black	115	1343	1801	125	1538	1819
Am. Ind./Alskn	2	1	9	0	3	4
Asian/Pacfc Isl.	5	92	63	4	33	49
Unknown	108	122	105	45	75	98
<b>TOTAL</b>	<b>510</b>	<b>4213</b>	<b>4816</b>	<b>298</b>	<b>3048</b>	<b>3591</b>

AGE, GENDER AND RACE OF OFFENDER						
Race	Male			Female		
	0 - 18	19 - 35	36+	0 - 18	19 - 35	36+
White	659	1230	377	168	272	108
Black	1430	1806	627	132	300	105
Am. Ind./Alskn	3	3	1	1	0	1
Asian/Pacfc Isl.	4	16	1	3	2	0
Unknown	61	34	25	18	10	5
<b>TOTAL</b>	<b>2157</b>	<b>3089</b>	<b>1031</b>	<b>322</b>	<b>584</b>	<b>219</b>

# Motor Vehicle Theft


Location	Total
Air/Bus/Train Terminal	52
Bank/Savings & Loan	5
Bar/Night Club	43
Church/Synagogue/Temple	36
Commercial/Office Building	325
Construction Site	40
Convenience Store	150
Department/Discount Store	40
Drug Store/Dr Office/Hospital	27
Field/Woods	68
Government/Public Building	32
Grocery/Supermarket	56
Highway/Road/Alley	4310
Hotel/Motel/Etc.	173
Jail/Penitentiary	4
Lake/Waterway	12
Liquor Store	7
Parking Lot/Garage	5599
Rental/Storage Facility	73
Residence/Home	5592
Restaurant	79
School/College	119
Service/Gas Station	267
Specialty Store	230
Other/Unknown	1049
<b>TOTAL</b>	<b>18388</b>

Point of Entry/Exit During Vehicle Theft	Entry	Exit
Front	281	194
Rear	60	27
Side	182	70
Attic	2	1
Vent/AC	1	0
Window	141	26
Door	546	340
Patio/Sliding Dr	2	4
Balcony/Fire Escape	1	0
Attached Garage	16	12
Wall	2	1
Vehicle	226	112
Floor	0	0
Roof/Skylight	3	1
Hidden Within	0	0
Other	70	58
Unknown	766	414

Vehicle Counts By Type		
Type	Stolen	Recovered
Automobiles	13803	9691
Buses	8	2
Recreational Vehicles	340	134
Trucks	1395	920
Other Motor Vehicles	1556	484

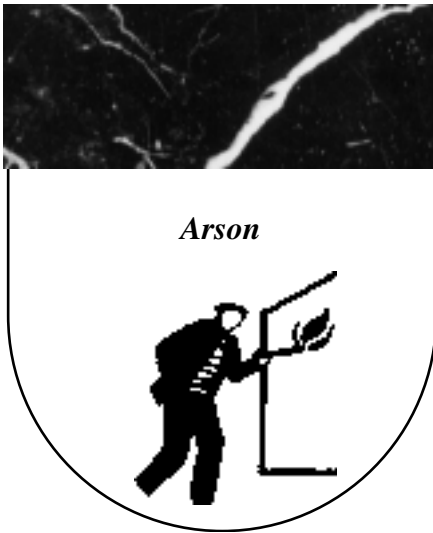
## Motor Vehicle Theft By Day of Week And Time of Day

Day/Time	00:00 01:59	02:00 03:59	04:00 05:59	06:00 07:59	08:00 09:59	10:00 11:59	12:00 13:59	14:00 15:59	16:00 17:59	18:00 19:59	20:00 21:59	22:00 23:59	Unk
Monday	212	90	75	219	223	167	160	172	249	295	338	333	28
Tuesday	238	94	97	181	216	148	149	172	229	304	327	327	31
Wednesday	214	70	97	206	216	153	179	172	246	296	346	353	28
Thursday	219	111	90	202	233	148	157	157	204	252	263	320	37
Friday	195	101	75	178	233	186	230	202	321	354	348	360	44
Saturday	287	163	98	127	230	230	254	230	264	287	367	390	40
Sunday	304	192	90	143	182	180	172	172	230	251	297	308	30
<b>TOTAL</b>	<b>1669</b>	<b>821</b>	<b>622</b>	<b>1256</b>	<b>1533</b>	<b>1212</b>	<b>1301</b>	<b>1277</b>	<b>1743</b>	<b>2039</b>	<b>2286</b>	<b>2391</b>	<b>238</b>



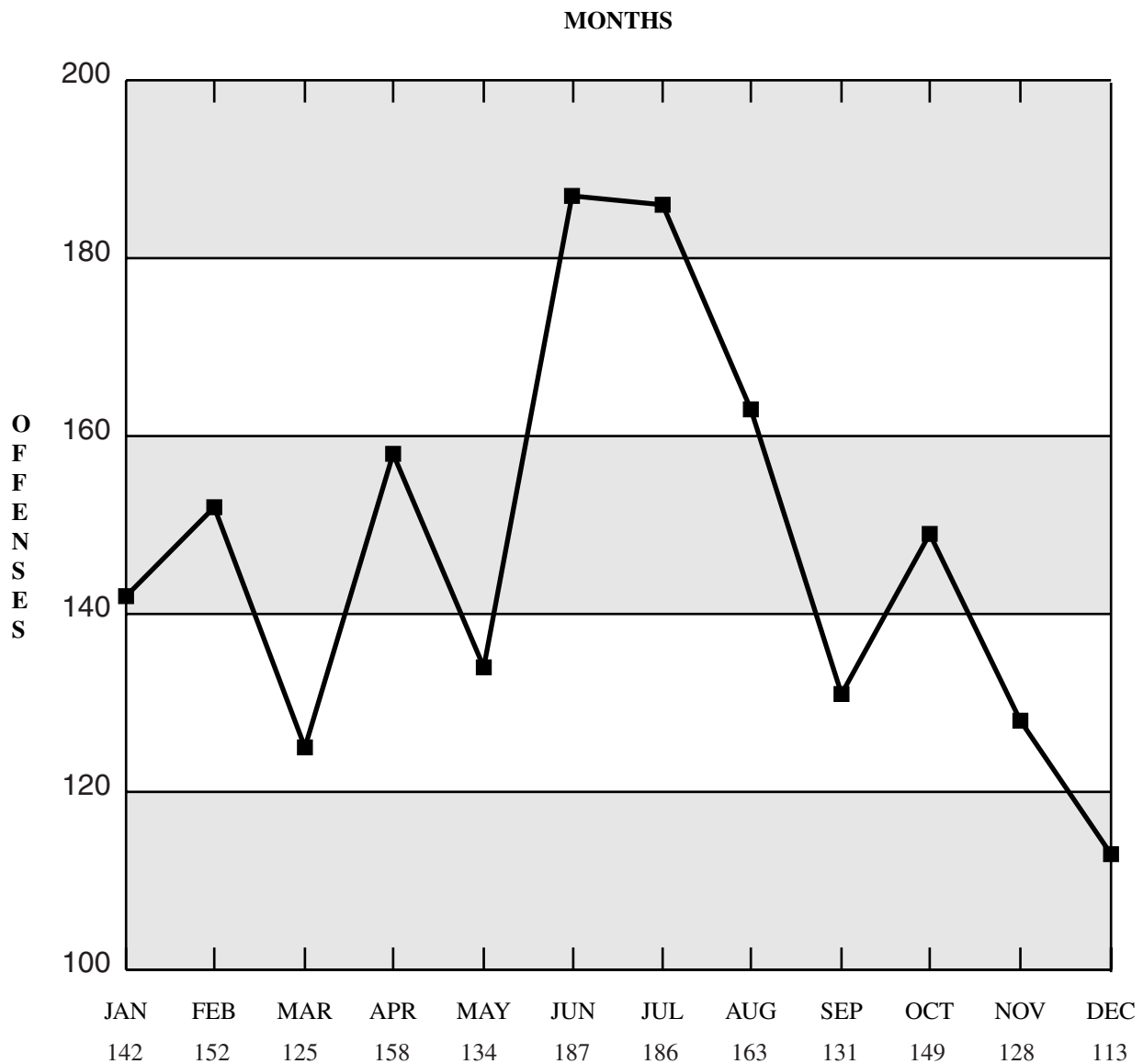
## **Arson**

*To unlawfully and intentionally damage, or attempt to damage, any real or personal property by fire or incendiary device. The value of property burned, including incidental damage resulting from fighting the fire, is reported in the value of the property loss.*



*Only fires determined through investigation to have been unlawfully and intentionally set are classified as Arson. Attempts to burn are included, but fires of suspicious or unknown origin are not reported.*

*There were 1,768 arsons reported by the contributing agencies resulting in a total property loss of \$16,758,710. The month of June had the greatest occurrences of arson reported.*



# Arson

## CLASSIFICATION BY LOCATION AND VALUE LOSS BY PROPERTY

Location	Total Offenses
Air/Bus/Train Terminal	3
Bank/Savings and Loan	2
Bar/Night Club	3
Church/Synagogue/Temple	12
Commercial/Office Building	34
Construction Site	29
Convenience Store	5
Department/Discount Store	12
Drug Store/Doctor's Office/Hospital	12
Field/Woods	176
Government/Public Building	27
Grocery/Supermarket	6
Highway/Road/Alley	201
Hotel/Motel/Etc.	12
Jail/Prison	2
Lake/Waterway	4
Liquor Store	1
Parking Lot/Garage	123
Rental Storage Facility	7
Residence/Home	763
Restaurant	9
School/College	132
Service/Gas Station	7
Specialty Store	13
Other/Unknown	173
<b>Total</b>	<b>1768</b>

Structures	Loss Value
Single Dwelling	5,219,717
Other Dwelling	2,214,034
Commercial/Business	1,962,627
Industrial/Manufacturing	540,001
Public/Community	679,102
Storage	302,069
Other	1,664,017
<b>Non-Structure</b>	
Alcohol	50
Automobiles	1,216,793
Bicycles	21
Buses	12,001
Clothes/Furs	5,331
Computer Hardware/Software	1,200
Consumable Goods	14
Drugs/Narcotics	0
Farm Equipment	67,390
Heavy Construction/Indust.	1,050,200
Houshold Goods	84,502
Jewelry/Precious Metals	0
Merchandise	3,640
Money	0
Office-Type Equipment	50,226
Other Motor Vehicles	191,000
Purses/Handbags/Wallets	21
Radios/TVs/VCRs	350
Recordings-Audio/Visual	340
Recreational Vehicles	93,000
Tools	4,349
Trucks	280,962
Vehicle Parts/Accessories	113,548
Watercraft	49,501
Other	952,704
<b>Total</b>	<b>\$16,758,710</b>

# Arson

Point of Entry/Exit During Arson	Entry	Exit
Front	29	23
Rear	13	7
Side	10	6
Attic		
Vent/AC		
Window	9	5
Door	14	19
Patio/Sliding Dr	2	1
Balcony/Fire Escape		
Attached Garage		
Wall	1	1
Vehicle	6	6
Floor		
Roof/Skylight	1	
Hidden Within		
Other	7	5
Unknown	52	48

Victims Of Arson By Gender And Race		
Race/Gender	Male	Female
White	448	285
Black	149	188
Am. Ind./Alskn	0	0
Asian/Pacfc Isl.	10	4
Unknown	55	32
<b>TOTAL</b>	<b>662</b>	<b>509</b>

Offenders Of Arson By Gender And Race		
Race/Gender	Male	Female
White	587	87
Black	349	79
Am. Ind./Alskn	1	0
Asian/Pacfc Isl.	9	1
Unknown	15	1
<b>TOTAL</b>	<b>961</b>	<b>168</b>

## Arson By Day of Week And Time of Day

Day/Time	00:00 01:59	02:00 03:59	04:00 05:59	06:00 07:59	08:00 09:59	10:00 11:59	12:00 13:59	14:00 15:59	16:00 17:59	18:00 19:59	20:00 21:59	22:00 23:59	Unk
Monday	37	17	11	9	20	14	22	20	17	30	25	29	4
Tuesday	34	26	12	8	20	19	16	27	30	28	27	35	2
Wednesday	25	18	16	12	13	17	14	16	24	27	24	21	5
Thursday	17	12	20	4	12	14	14	13	19	21	18	26	3
Friday	26	16	9	6	13	11	13	16	31	23	18	27	3
Saturday	30	33	25	3	9	21	25	27	23	25	30	34	4
Sunday	39	36	18	7	10	15	23	23	32	37	28	28	7
<b>TOTAL</b>	<b>208</b>	<b>158</b>	<b>111</b>	<b>49</b>	<b>97</b>	<b>111</b>	<b>127</b>	<b>142</b>	<b>176</b>	<b>191</b>	<b>170</b>	<b>200</b>	<b>28</b>



### **III**

## **Summary of Offenses**



# Violent Crime

Violent crime offenses include murder/nonegligent manslaughter, aggravated assault, forcible sex offenses and robbery. All violent crimes involve force or threat of force.

The contributing agencies reported 22,371 violent crime offenses involving 24,741 individual victims during 2002.

Relationship of Victim to Offender	
Spouse	832
Common-Law Spouse	94
Parent	198
Sibling	396
Child	570
Grandparent	16
Grandchild	60
In-Law	80
Stepparent	55
Stepchild	177
Stepsibling	62
Other Family Member	595
Victim Was Offender	504
Acquaintance	4917
Friend	1089
Neighbor	373
Babysittee (the baby)	67
Boyfriend/Girlfriend	1461
Child of Boyfriend/Girlfriend	98
Homosexual Relationship	39
Ex-Spouse	49
Employee	57
Employer	25
Otherwise Known	2466
Stranger	8493
Unknown	11037

Violent Crimes Where Offender(s) Suspected of Using By Offense			
Suspected of Using	Alcohol	Comp. Equip.	Drugs
Murder/Non- Negl. Mansl.	22	0	10
Aggravated Assault	1307	3	171
Forcible Rape	234	1	74
Forcible Sodomy	29	0	12
Sexual Aslt W/Object	22	0	5
Forcible Fondling	98	5	19
Robbery	180	5	79
<b>Total</b>	<b>1892</b>	<b>14</b>	<b>370</b>

Resident Status of Victim	Number
Resident	18351
Nonresident	3569
Unknown	2749

## Violent Crime Location By Offense

Location	Murder/ Nonneg. Mnslghtr	Aggrvatd Assault	Forcible Rape	Forcible Sodomy	Sexual Assault w/Object	Forcible Fondling	Robbery
Air/Bus/Train Terminal	0	18	0	1	0	1	15
Bank/Savings & Loan	0	3	0	0	0	1	249
Bar/Night Club	2	180	5	0	0	4	25
Church/Synagogue/Temple	0	6	7	4	2	13	5
Commercial/Office Building	0	64	7	3	3	14	88
Construction Site	0	16	5	0	0	0	0
Convenience Store	4	85	1	2	1	18	464
Department/Discount Store	0	44	0	4	2	14	100
Drug Store/Dr Office/Hospital	0	50	9	8	4	18	56
Field/Woods	14	145	71	19	5	50	110
Government/Public Building	2	79	14	19	1	12	17
Grocery/Supermarket	0	46	0	0	1	5	94
Highway/Road/Alley	83	2387	100	36	9	109	2109
Hotel/Motel/Etc.	7	137	85	10	8	41	231
Jail/Penitentiary	1	111	1	7	1	3	3
Lake/Waterway	2	8	4	1	2	11	7
Liquor Store	0	0	0	0	0	0	5
Parking Lot/Garage	23	806	49	19	3	51	990
Rental/Storage Facility	1	7	0	0	0	2	7
Residence/Home	177	4971	1197	410	232	1501	1171
Restaurant	1	113	4	2	2	19	292
School/College	1	240	35	19	25	161	48
Service/Gas Station	2	43	0	0	1	5	241
Specialty Store	0	39	4	2	0	10	223
Other/Unknown	23	584	146	53	25	228	315
<b>TOTAL</b>	<b>343</b>	<b>10182</b>	<b>1744</b>	<b>619</b>	<b>327</b>	<b>2291</b>	<b>6865</b>

## Violent Crime By Day of Week And Time of Day

Day/Time	00:00 01:59	02:00 03:59	04:00 05:59	06:00 07:59	08:00 09:59	10:00 11:59	12:00 13:59	14:00 15:59	16:00 17:59	18:00 19:59	20:00 21:59	22:00 23:59	Unk
Monday	324	170	72	58	173	162	182	296	291	341	415	404	80
Tuesday	341	195	87	75	157	192	205	235	295	293	424	400	91
Wednesday	309	173	81	86	128	156	214	256	258	273	388	405	76
Thursday	389	205	75	61	159	159	228	250	255	292	381	414	86
Friday	462	180	90	86	169	185	212	256	303	345	475	540	82
Saturday	619	460	194	91	145	155	203	209	266	355	461	569	86
Sunday	610	408	192	95	111	123	198	216	275	314	444	380	92
<b>TOTAL</b>	<b>3054</b>	<b>1791</b>	<b>791</b>	<b>552</b>	<b>1042</b>	<b>1132</b>	<b>1442</b>	<b>1718</b>	<b>1943</b>	<b>2213</b>	<b>2988</b>	<b>3112</b>	<b>593</b>

## Type Weapon/Force Involved By Offense

Type Weapon/Force	Murder/ Nonneg. Mnslghtr	Aggrvatd Assault	Forcible Rape	Forcible Sodomy	Sexual Assault w/Object	Forcible Fondling	Robbery
Firearm (type unk.)	200	557	8	2	0	4	566
Automatic Firearm	5	56	2	0	0	0	121
Handgun	86	730	27	7	3	5	2001
Automatic Handgun	16	139	4	2	0	0	445
Rifle	14	62	1	0	0	0	42
Automatic Rifle	3	4	0	0	0	0	4
Shotgun	10	74	2	0	0	0	125
Automatic Shotgun	0	1	0	0	0	0	1
Other Firearm	1	112	0	0	0	0	29
Other Auto. Firearm	0	2	0	0	0	0	2
Knife/Cutting Instr.	28	2048	56	6	6	10	569
Blunt Object	11	1296	6	2	9	2	163
Motor Vehicle	6	415	0	0	0	1	3
Personal Weapons	16	3241	1112	382	208	1489	1772
Poison	1	15	0	0	0	0	0
Explosives	0	5	0	0	0	0	9
Fire/Incend. Device	4	27	0	0	0	0	3
Drugs/Narc./Sleep Pills	6	3	13	0	1	2	1
Asphyxiation	2	2	1	1	0	0	1
Other	7	1316	147	58	23	230	347
Unknown	46	410	115	52	39	137	443

## Type Injury Sustained By Offense

Type Injury	Aggravated Assault	Forcible Rape	Forcible Sodomy	Sexual Assault w/Object	Forcible Fondling	Robbery
None	3698	1159	523	253	2234	5533
Apparent Broken Bones	473	4	1	0	3	45
Possible Internal Injury	574	111	27	21	28	59
Severe Laceration	2263	15	3	2	1	210
Apparent Minor Injury	4032	452	99	67	217	1503
Other Major Injury	1159	32	3	2	10	132
Loss of Teeth	123	1	0	0	0	11
Unconsciousness	168	18	4	0	1	26
<b>Total</b>	<b>12490</b>	<b>1792</b>	<b>660</b>	<b>345</b>	<b>2494</b>	<b>7519</b>

# Victims And Offenders of Violent Crime

AGE, GENDER AND RACE OF VICTIM						
Race	Male			Female		
	0 - 18	19 - 35	36+	0 - 18	19 - 35	36+
White	1514	3595	2122	2356	2373	1479
Black	1109	3114	1895	1291	2051	1018
Am. Ind./Alskn	2	15	11	2	6	2
Asian/Pacfc Isl.	20	95	64	28	74	68
Unknown	68	105	75	63	36	22
<b>TOTAL</b>	<b>2713</b>	<b>6924</b>	<b>4167</b>	<b>3740</b>	<b>4540</b>	<b>2589</b>

AGE, GENDER AND RACE OF OFFENDER						
Race	Male			Female		
	0 - 18	19 - 35	36+	0 - 18	19 - 35	36+
White	2480	3841	1972	307	603	320
Black	6720	6062	2054	570	1044	432
Am. Ind./Alskn	2	7	6	0	0	1
Asian/Pacfc Isl.	65	90	18	2	9	7
Unknown	285	75	25	20	13	2
<b>TOTAL</b>	<b>9552</b>	<b>10075</b>	<b>4075</b>	<b>899</b>	<b>1669</b>	<b>762</b>

# IBR Agencies' Property Crimes

Property Crimes or crimes against property are listed below. Robbery is considered a crime against property; however, it is also a violent crime and is listed again in the violent crime section of this report.

Contributing agencies reported 352,693 property offenses during 2002. More property crimes occurred on a Friday than any other day of the week.

## Crimes Against Property Where Offender(s) Suspected of Using By Offense

Offenses	Alcohol	Drugs	Computer Equipment
Arson	16	5	0
Bribery	2	0	0
Burglary	372	159	45
Counterfeiting/ Forgery	66	112	48
Destruction/ Vandalism	1541	182	28
Embezzlement	12	21	14
Extortion	1	9	4
Fraud	189	239	139
Larceny	1467	621	144
Motor Vehicle Theft	166	80	5
Robbery	180	79	5
Stolen Property	44	24	0
Total	4056	1531	432

## Property Crimes by Day of Week and Time of Day

Day/Time	00:00 03:59	04:00 07:59	08:00 11:59	12:00 15:59	16:00 19:59	20:00 23:59	Unk
Monday	6181	4305	9170	9407	11444	9468	1270
Tuesday	6202	4092	8507	9353	11666	9308	1196
Wednesday	5615	4005	8607	9235	11269	9542	1194
Thursday	6063	3849	8094	8709	11368	9604	1147
Friday	6959	3972	9227	10314	13935	11025	1388
Saturday	8011	3059	7654	9710	10838	11053	1168
Sunday	7911	2843	6291	8248	9381	8856	980

## Other Property Crime Locations

Location	Bribery	Burglary	Cntrft/ Forgery	Destruct/ Vandal	Embezzle ment	Extor tion	Fraud	Stolen Property
Air/Bus/Train Terminal	0	8	12	120	5	0	25	7
Bank/Savings and Loan	0	24	1546	105	63	1	847	4
Bar/Night Club	0	85	27	252	7	0	561	2
Church/Temple/ Synagogue	0	421	11	696	3	0	18	2
Commercial/ Office Bldg	0	1546	154	2246	236	2	437	14
Construction Site	0	380	3	810	5	0	9	5
Convenience Store	0	607	899	917	162	2	555	15
Department/ Discount Str	0	215	694	525	452	0	1251	47
Drug Store/Hospital/ Doctor's Office	0	230	256	276	48	1	584	4
Field/Woods	0	42	7	730	10	0	17	21
Government/ Public Building	3	225	165	777	16	3	157	5
Grocery/ Supermarket	0	155	1128	413	87	1	507	50
Highway/ Road/Alley	6	46	515	15121	91	2	525	529
Hotel/Motel/Etc.	0	296	40	748	31	1	192	15
Jail/Prison	0	3	91	62	3	0	45	2
Lake/Waterway	0	17	2	86	0	0	3	1
Liquor Store	0	11	9	21	3	0	7	0
Parking Lot/Garage	3	644	73	17222	75	3	231	154
Rental Storage Facility	0	304	3	331	11	0	56	3
Residence/Home	3	20764	762	38709	262	51	3224	220
Restaurant	0	583	392	917	354	2	530	8
School/College	0	566	67	3122	24	2	108	24
Service/Gas Station	0	361	223	805	83	0	311	12
Specialty Store	0	1102	405	1267	323	0	899	53
Other/Unknown	3	2036	631	7554	349	5	1907	57
<b>Total</b>	<b>18</b>	<b>30671</b>	<b>8115</b>	<b>93832</b>	<b>2703</b>	<b>76</b>	<b>13006</b>	<b>1254</b>

Location of offense for arson, larceny, motor vehicle theft, and robbery can be found  
in the sections pertaining to these individual offenses.

## Other Property Crimes By Day of Week

Days of Week/ Number of Offenses	Monday	Tuesday	Wednesday	Thursday	Friday	Saturday	Sunday
Bribery	4	4	3	2	3	1	1
Counterfeiting/ Forgery	1305	1343	1255	1175	1399	910	728
Destruction/ Vandalism	12940	12362	12024	12304	15354	15336	13512
Embezzlement	427	450	388	389	444	356	249
Extortion	14	7	12	12	17	6	8
Fraud	2102	2045	2006	1916	2252	1593	1092
Stolen Property	190	181	173	176	200	183	151

Resident Status of Victims	Resident	Nonresident	Unknown
Number	187145	39359	44942

## Victims and Offenders of Property Crimes By Race and Gender

Race	Victims		Offenders	
	Male	Female	Male	Female
White	103156	78159	59673	21550
Black	34848	39967	59091	16986
American Ind/Alaskan	199	112	44	27
Asian/Pacific Isl	2579	1810	1062	358
Unknown	4806	3510	3246	1018
<b>Total</b>	<b>145588</b>	<b>123558</b>	<b>123116</b>	<b>39939</b>

# Hate Crime

Hate crimes are not separate distinct offenses, but rather traditional crimes motivated by the offender's bias. Because of the difficulty of ascertaining the offender's subjective motivation, bias is reported only if investigation reveals sufficient objective facts to lead a reasonable and prudent person to conclude that the offender's actions were motivated, in whole or in part, by bias against race, religion, disability, ethnicity, or sexual-orientation.

Offense Category	Hate Bias Category				
	Racial	Religious	Ethnicity	Sexual Orientation	Disability
Arson	1				
Assault	92	5	14	15	2
Burglary	6	5	2		
Counterfeiting	1				
Damage/Vandal	64	29	7	16	1
Drug/Narc	7			2	2
Embezzlement					
Fraud	1				
Kidnaping			1		
Larceny	19	9		6	2
MV Theft	1				
Robbery	1		1	1	
Forcible Sex	2				1
Stolen Property	1				
All Other	3		1		1

Religious	
Anti-Jewish	14
Anti-Catholic	7
Anti-Protestant	10
Anti-Islamic	5
Anti-Other Religion	8
Anti-Multi-Religious Group	3
Anti-Atheist/Agnostic	1

Racial	
Anti-White	78
Anti-Black	96
Anti-Am Ind/Alskn Nat	5
Anti-Asian/Pacfc Isl	11
Anti-Multi-Racial	9

Ethnicity/National Origin	
Anti-Arab	8
Anti-Hispanic	7
Anti-Other Ethnicity	11

Sexual Orientation	
Anti-Male Homosexual	16
Anti-Female Homosexual	4
Anti-Homosexual	12
Anti-Heterosexual	0
Anti-Bisexual	8

Disability	
Anti-Physical	1
Anti-Mental	8







# **IV Law Enforcement Officers Killed and Assaulted**

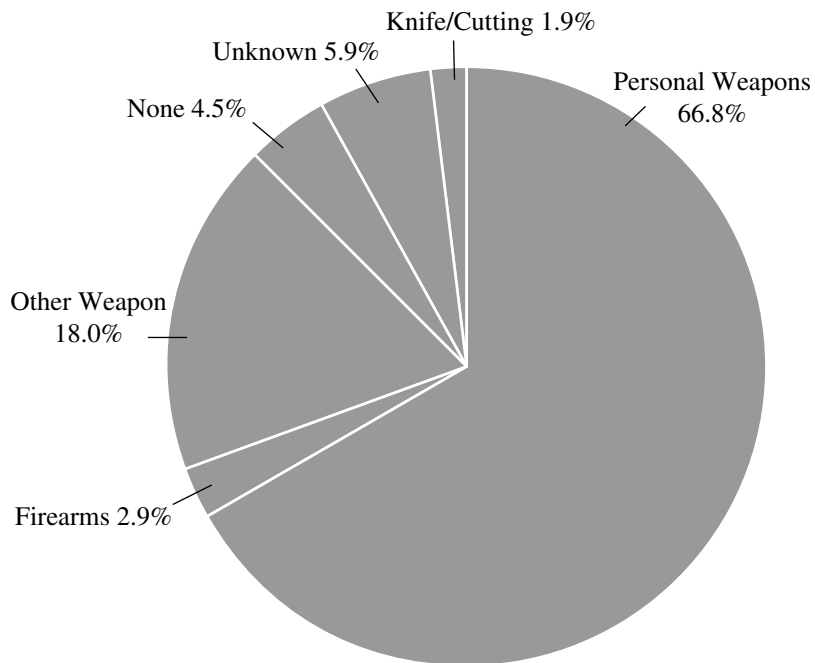
## 2002 Law Enforcement Officers Killed and Assaulted

Through the Uniform Crime Reporting Program additional information is collected on enforcement officers assaulted and feloniously killed in the line of duty. Information is provided on the activities and assignment at the time of the assault, type of weapon used to commit the offense, injuries involved and time the activity took place.

During 2002, contributing agencies reported 1 officer feloniously killed in the line of duty and 1,456 assault offenses on officers involving 1,465 victims.

Additional information pertaining to law enforcement officers killed and assaulted is contained in an annual summary published by the National Uniform Crime Reporting Program.

<b>OFFICERS ASSAULTED</b>		
<b>Activity</b>	<b>Number of Offenses</b>	<b>Percent Distribution</b>
1. Responding to "Disturbance" calls (family quarrels, man with gun, etc.)	378	26.0
2. Burglaries in progress or pursuing burglary suspects	11	.8
3. Robberies in progress or pursuing robbery suspects	11	.8
4. Attempting other arrests	371	25.5
5. Civil disorder (riot, mass disobedience)	26	1.8
6. Handling, transporting, custody of prisoners	156	10.7
7. Investigating suspicious persons or circumstances	112	7.7
8. Ambush - no warning	10	.7
9. Mentally deranged	30	2.1
10. Traffic pursuits and stops	156	10.7
11. All Other	195	13.4
12. TOTAL	1456	100.0



2002

Weapon	Number Offenses
Firearm .....	13
Automatic Firearm .....	1
Handgun .....	16
Automatic Handgun .....	8
Rifle .....	4
Automatic Rifle .....	0
Shotgun .....	0
Other Firearm .....	1
Knife or cutting instrument .....	28
Blunt Object .....	23
Motor Vehicle .....	97
Personal Weapons .....	1000
Poison .....	1
Drugs/Narcotics .....	0
Other .....	149
Unknown .....	88
None .....	67

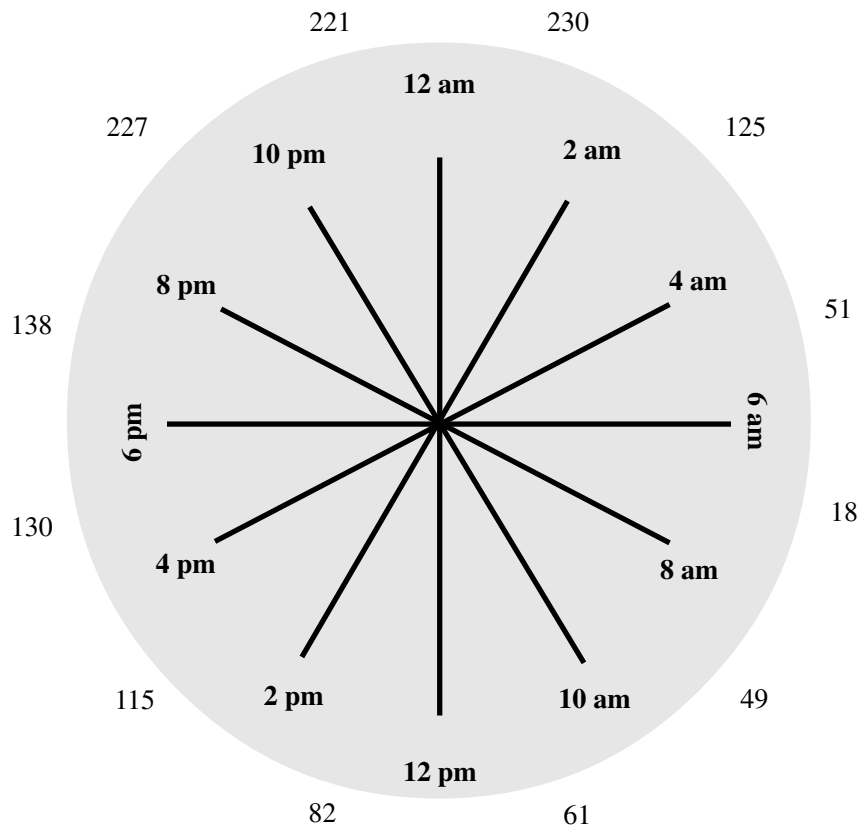
Days of Week	Number
Monday	186
Tuesday	180
Wednesday	157
Thursday	213
Friday	242
Saturday	279
Sunday	208
Total	1465

Type Injury Sustained	
Broken Bone	6
Internal Injury	10
Lacerations	10
Minor Injury	433
Major Injury	13
Loss of Teeth	0
Unconsciousness	1
None	988

## OFFICERS ASSAULTED BY TYPE OF ASSIGNMENT

	Number Assaulted	Percent Distribution
Two-Man Vehicle	174	12.0
One-Man Vehicle		
Alone	456	31.3
Assisted	503	34.5
Detective or Special Assignment		
Alone	15	1.0
Assisted	33	2.3
Other Assignments		
Alone	82	5.6
Assisted	193	13.3

## OFFICERS ASSAULTED BY TIME





## **V Value of Property Loss**

# Value of Property Stolen & Recovered

The table below indicates the total value of property stolen and recovered by month for contributing agencies during 2002.

<b>MONTH</b>	<b>Stolen</b>	<b>Recovered</b>	<b>% Recovered</b>
JAN	23,023,373	7,097,837	30.8
FEB	23,206,085	6,390,312	27.5
MAR	24,148,572	8,576,525	35.5
APR	22,724,763	7,481,945	32.9
MAY	24,530,885	7,447,527	30.4
JUN	24,481,088	7,805,963	31.9
JUL	25,316,251	8,106,501	32.0
AUG	26,199,412	8,148,594	31.1
SEP	23,221,972	7,214,249	31.1
OCT	27,244,511	6,860,467	25.2
NOV	21,168,026	6,657,169	31.4
DEC	25,372,317	6,128,236	24.2
<b>TOTAL</b>	<b>\$290,637,255</b>	<b>\$87,915,325</b>	<b>30.2</b>

## Value of Property Loss

Type of Property	Burned	Counter- feited/ Forged	Destroyed Damaged/ Vandalized	Recov- ered	Seized	Stolen
Aircraft						
Alcohol				124,368		248,796
Automobiles			152	62,928,970		93,090,248
Bicycles				199,723		1,903,491
Buses				50,001		420,654
Clothing/Furs			4,065	917,342	1	5,107,794
Computer Hardware/Software		1	150	1,066,177		12,659,469
Consumable Goods				126,760		4,232,102
Credit/Debit Cards						
Drugs/Narcotics				11,544	5	217,186
Drug/Narcotic Equipment				158	5	68,258
Farm Equipment				164,352		1,090,039
Firearms				288,304		2,316,333
Gambling Equipment				105		99,640
Heavy Construction/Industrial Equipment			1,500	945,985		4,704,329
Household Goods			858	145,688		3,806,782
Jewelry/Precious Metals				1,268,694		20,859,924
Livestock				97,149		304,135
Merchandise			190	520,527		4,516,432
Money		20	12	855,382		27,216,803
Negotiable Instruments		1,574		388,097		9,239,695
Nonnegotiable Instruments						
Office-type Equipment				61,811		673,330
Other Motor Vehicles				2,753,008		8,396,243
Purses/Handbags/Wallets				84,176		801,680
Radios/TVs/VCRs			2,751	436,015		9,247,475
Recordings-Audio/Visual			1	252,942		9,694,494
Recreational Vehicles				1,478,181		2,864,515
Structures-Single Occupancy			251			
Structures-Other Dwellings						
Structures-Other Commercial/Business			1,200			
Structures-Industrial/ Manufacturing						
Structures-Public/Community						
Structures-Storage						
Structures-Other			5,250			
Tools			212	493,961	2	10,667,213
Trucks			1	8,344,588		13,772,592
Vehicle Part/Accessories			47,863	310,723		11,403,341
Watercraft				1,407,086		2,067,769
Other		183	38,824	2,193,508	4	28,946,493
<b>TOTAL</b>		<b>\$1,778</b>	<b>\$103,280</b>	<b>\$87,915,325</b>	<b>\$17</b>	<b>\$290,637,255</b>



## Value of Property Stolen in Property Offenses

Offenses	Number of Property Descriptions	Value Stolen
Bribery	6	1,046
Embezzlement	3014	10,118,246
Extortion/Blackmail	53	149,124
False Pretense/Swindle/Confidence Game	6719	11,579,314
Credit Card/ATM Fraud	3544	2,522,958
Impersonation	1,298	750,256
Welfare Fraud	57	34,265
Wire Fraud	166	143,742
<b>TOTAL FRAUD:</b>	<b>11784</b>	<b>15,030,535</b>
Kidnaping/Abduction	266	13,798
Pocket-Picking	896	153,071
Purse-Snatching	940	11,960
Shoplifting	23830	3,888,245
Theft From Building	48058	36,454,833
Theft From Coin-Operated Machine	1379	242,992
Theft From Motor Vehicle	67856	32,051,203
Theft of Motor Vehicle Parts/Accessories	15971	7,260,484
All Other Larceny	91087	57,773,900
<b>TOTAL LARCENY:</b>	<b>250017</b>	<b>137,836,688</b>
Motor Vehicle Theft	18328	111,721,528
Robbery	9953	15,766,290
<b>GRAND TOTAL:</b>	<b>293421</b>	<b>\$290,637,255</b>
Additional Analysis of Larceny/Theft Offenses		
\$200 and Over	90748	130,536,254
\$50 to \$200	57376	5,993,720
Under \$50	101893	1,306,714
<b>TOTAL LARCENY/THEFT:</b>	<b>250017</b>	<b>\$137,836,688</b>



## **VI**

# **Arrest Data**

## 2002 Arrest Data

Arrest statistics reflecting characteristics of persons arrested by age, gender, and race are collected monthly from contributing law enforcement agencies. In examining arrest figures it is important to remember they do not personally identify individuals arrested but represent the total number of persons arrested. One person may be arrested several times during a year for the same type of crime or for different offenses. Each arrest would be counted. When a person is arrested and charged with several offenses, only one arrest is counted. Furthermore, arrest figures cannot be compared to offense figures because several persons could be arrested for the same offense, or the arrest of one person may solve several offenses. Arrests are primarily a measure of police activity as it relates to crime. Although law enforcement arrest policies vary, particularly with respect to juveniles, contributors to this program are instructed to count one arrest each time an individual is taken into custody for committing an offense. A juvenile is counted as a person arrested when he commits an offense and the circumstances are such that if the offender were an adult, an arrest would be made.

### ARREST DATA BY QUARTER

Quarters	Arrests	Percent Distribution
First Quarter	70084	24.3
Second Quarter	76482	26.5
Third Quarter	76875	26.6
Fourth Quarter	<u>65369</u>	<u>22.6</u>
<b>TOTAL</b>	<b>288810</b>	<b>100.0</b>

# Arrest Data

ARREST DATA BY AGE		
AGE	Number	Percent Distribution
Under 10	318	.11
10-12	2260	.78
13-14	7666	2.65
15	6746	2.34
16	8734	3.02
17	9692	3.36
18	13318	4.61
19	15278	5.29
20	14269	4.94
21	13374	4.63
22	12257	4.24
23	10604	3.67
24	9601	3.33
25-29	36060	12.49
30-34	32894	11.39
35-39	32592	11.28
40-44	28083	9.72
45-49	16742	5.80
50-54	9164	3.17
55-59	4561	1.58
60-64	2259	.78
65 & Over	2338	.81
<b>TOTAL</b>	<b>288810</b>	<b>100.00</b>

Percent Distribution of Persons Arrested By Gender and Race

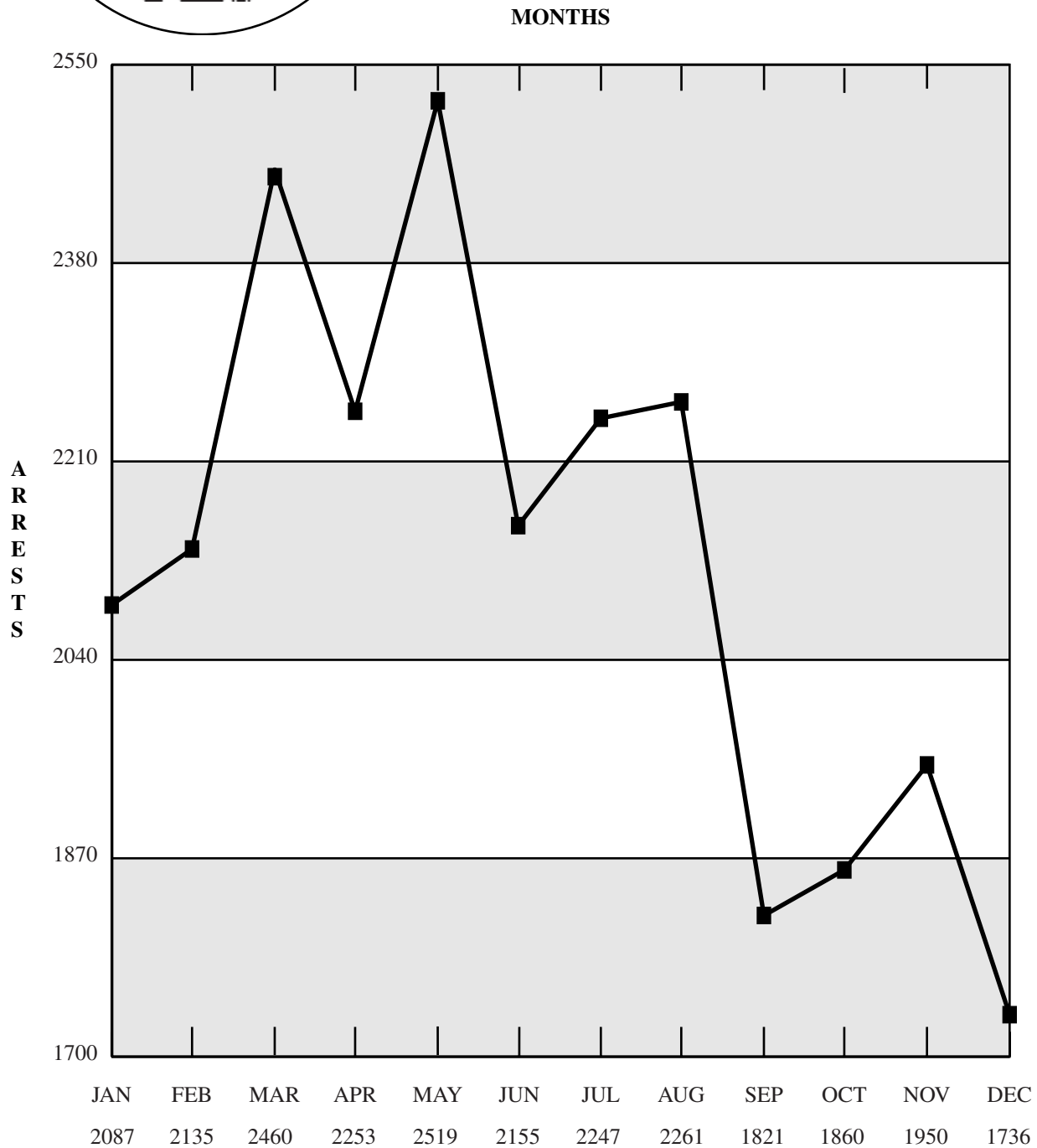
GENDER	% DIST.
MALE	75.6
FEMALE	24.4

RACE	%DIST.
White	59.2
Black	40.0
American Indian or Alaskan Native	.1
Asian or Pacific Islander	.7



*In 2002, 25,484 narcotic drug arrests, including drug equipment violations, were reported by the contributing agencies. Marijuana ranked highest in total volume of drug arrests with 57 percent.*

*Drug violation arrests constitute 22.6 percent of the total number of persons arrested for Group A offenses.*



## Drug Arrests By Age and Type of Drug 2002

	Under 10	10 12	13 14	15	16	17	18	19	20	21	22	23	24	25 29	30 34	35 39	40 44	45 49	50 54	55 59	60 64	65 & Over	Total
"Crack" Cocaine	1	3	16	35	34	73	155	251	178	249	208	171	127	597	517	543	477	305	152	63	14	14	4183
Cocaine	0	1	3	8	16	38	59	117	94	135	111	88	73	334	294	290	263	168	50	19	10	6	2177
Hashish	0	1	0	1	1	1	1	6	1	2	2	6	0	4	5	3	1	0	1	0	0	0	36
Heroin	0	0	0	1	1	5	16	21	38	45	36	26	25	125	108	83	85	64	36	14	6	3	738
Marijuana	3	19	251	355	604	882	1514	1520	1250	1016	822	640	545	1743	1055	854	672	357	141	46	10	13	14312
Morphine	0	0	1	1	4	6	1	2	2	3	4	1	5	11	14	8	6	5	0	2	0	0	76
Opium	0	0	0	0	0	0	0	0	3	2	5	3	0	8	8	2	2	2	0	0	0	0	35
Other Narcotic	0	0	8	2	3	5	13	15	11	19	21	22	15	69	66	72	45	52	20	0	3	0	461
LSD	0	0	0	0	0	3	0	3	0	1	1	0	1	0	2	0	0	0	0	0	0	0	11
PCP	0	0	0	0	0	0	3	1	1	4	0	1	1	8	5	5	3	1	0	0	0	0	33
Other Halucinogens	0	0	4	1	2	1	7	8	8	3	4	3	4	9	4	0	1	0	0	0	0	0	59
Amphetamines/ Methamphetamines	0	0	1	2	2	2	12	25	21	17	28	10	18	54	52	38	25	19	5	1	0	0	332
Other Stimulants	0	0	7	4	4	2	4	2	2	4	2	2	1	5	2	4	5	0	2	1	0	0	53
Barbituates	0	0	0	0	0	0	0	1	1	0	1	0	0	3	2	2	1	0	0	0	0	0	11
Other Depressants	0	0	1	0	1	5	3	2	2	2	4	2	2	6	8	7	4	5	1	0	0	0	55
Other Drugs	0	2	20	10	12	10	18	11	16	10	13	7	8	26	23	34	25	17	8	4	0	0	274
Unknown Drug Type	0	1	31	36	67	85	178	178	161	140	116	106	103	309	251	218	190	125	65	28	9	1	2398
<b>TOTAL</b>	4	27	343	456	751	1118	1984	2163	1789	1652	1378	1088	928	3311	2416	2163	1805	1120	481	178	52	37	25244

# Arrest Data By Age

## JUVENILES

OFFENSES	UNDER 10	10 12	13 14	15	16	17	TOTAL
Murder/Nonnegligent Manslaughter	0	0	1	4	6	9	20
Negligent Manslaughter	0	0	0	0	0	0	0
Kidnaping/Abduction	0	0	6	7	11	11	35
Forcible Rape	0	5	17	14	10	15	61
Forcible Sodomy	8	14	27	4	4	6	63
Sexual Assault with an Object	0	4	10	1	3	0	18
Forcible Fondling	4	37	61	25	17	14	158
Robbery	1	4	34	55	79	97	270
Aggravated Assault	7	48	122	115	140	163	595
Simple Assault	65	586	1356	828	859	774	4468
Intimidation	4	39	94	54	53	44	288
Arson	32	44	54	26	24	24	204
Extortion/Blackmail	0	3	3	4	2	1	13
Burglary/Breaking & Entering	6	75	252	196	215	249	993
Pocket Picking	1	6	12	9	12	14	54
Purse Snatching	1	0	0	2	3	1	7
Shoplifting	30	223	602	411	497	500	2263
Theft from Building	2	20	44	36	33	28	163
Theft from Coin-Operated Device	0	0	2	0	1	4	7
Theft from Motor Vehicle	0	8	32	34	31	90	195
Theft of Motor Vehicle Parts	0	0	2	3	3	10	18
All Other Larceny	21	169	487	359	423	487	1946
Motor Vehicle Theft	0	12	115	115	149	106	497
Counterfeiting/Forgery	0	2	19	11	29	39	100
False Pretenses/Swindle/Confidence Game	0	0	7	10	13	28	58
Credit Card/Teller Machine Fraud	0	2	3	12	10	7	34
Impersonation	0	0	1	4	10	8	23
Welfare Fraud	0	0	0	0	0	0	0
Wire Fraud	0	0	0	0	0	0	0

OFFENSES	UNDER 10	10 12	13 14	15	16	17	TOTAL
Embezzlement	1	1	1	8	12	34	57
Stolen Property Offenses	1	11	23	29	38	44	146
Destruction/Damage/Vandalism	42	134	302	198	288	287	1251
Drug/Narcotic Violations	3	28	343	456	751	1118	2699
Drug Equipment Violations	0	0	6	4	7	7	24
Incest	0	0	2	0	1	0	3
Statutory Rape	0	0	1	2	1	13	17
Pornography/Obscene Material	0	0	1	2	2	0	5
Betting/Wagering	0	0	0	0	2	1	3
Operating/Promoting/Assisting Gambling	0	0	0	0	0	0	0
Gambling Equipment Violations	0	0	0	0	0	0	0
Sports Tampering	0	0	0	0	0	0	0
Prostitution	0	0	0	1	2	0	3
Assisting or Promoting Prostitution	0	0	0	1	0	0	1
Bribery	0	0	0	0	0	0	0
Weapon Law Violations	8	44	121	93	119	146	531
<b>Total Group A Arrests</b>	<b>237</b>	<b>1519</b>	<b>4163</b>	<b>3133</b>	<b>3860</b>	<b>4379</b>	<b>17291</b>
Bad Checks	0	0	0	1	2	11	14
Curfew/Loitering/Vagrancy Violations	3	68	487	455	698	803	2514
Disorderly Conduct	4	101	332	325	314	266	1342
Driving Under the Influence	1	0	12	12	68	175	268
Drunkenness	1	4	34	43	83	128	293
Family Offenses, Nonviolent	0	5	4	4	4	4	21
Liquor Law Violations	1	18	209	291	556	842	1917
Peeping Tom	0	0	1	3	0	1	5
Runaway	12	195	885	922	1037	892	3943
Trespass of Real Property	13	61	212	189	276	300	1051
Conspiracy to Commit Group A Offense	0	0	0	1	1	5	7
Conspiracy to Commit Group B Offense	0	0	0	0	0	0	0
All Other Offenses	46	289	1327	1367	1835	1886	6750
<b>Total Group B Arrests</b>	<b>81</b>	<b>741</b>	<b>3503</b>	<b>3613</b>	<b>4874</b>	<b>5313</b>	<b>18125</b>



## Group A Adult Arrests By Age

	18	19	20	21	22	23	24	25 29	30 34	35 39	40 44	45 49	50 54	55 59	60 64	65 & Over	Total
Murder/Nonnegligent Manslaughter	20	21	16	20	17	8	13	42	21	22	13	12	8	4	1	3	241
Negligent Manslaughter	0	0	0	1	0	1	0	0	0	0	2	0	0	0	0	0	4
Kidnaping/Abduction	34	43	47	39	27	40	34	123	104	83	50	27	12	10	4	2	679
Forcible Rape	22	24	22	26	18	11	16	57	62	73	52	16	11	4	3	4	421
Forcible Sodomy	15	9	3	6	2	6	3	12	22	30	7	10	8	3	3	5	144
Sexual Assault with an Object	3	3	3	4	3	3	1	9	13	10	10	6	5	1	3	4	81
Forcible Fondling	20	26	29	21	13	12	7	60	74	86	65	48	32	13	15	30	551
Robbery	142	155	118	90	56	64	55	185	124	113	71	34	5	3	1	0	1216
Aggravated Assault	227	253	237	224	209	196	165	592	500	550	424	262	159	76	36	33	4143
Simple Assault	1053	1120	1219	1235	1233	1198	1106	4658	4502	4385	3700	2053	1056	504	255	278	29555
Intimidation	69	51	48	59	54	46	47	186	194	188	174	88	54	35	14	24	1331
Arson	19	18	11	3	8	9	6	21	12	28	12	25	7	3	1	2	185
Extortion/Blackmail	0	1	1	1	0	0	0	1	4	3	2	1	1	1	0	0	16
Burglary/B & E	321	347	245	204	167	168	139	390	306	330	238	102	44	13	5	6	3025
Pocket Picking	10	14	6	12	9	6	8	21	17	19	18	6	4	5	3	0	158
Purse Snatching	6	2	1	0	0	2	2	6	7	3	6	3	1	0	0	0	39
Shoplifting	685	554	425	326	324	254	263	901	907	970	809	529	285	137	67	83	7519
Theft from Building	38	41	26	34	28	26	32	72	85	63	81	37	11	4	4	1	583
Theft from Coin-Operated Machine or Device	16	2	4	4	5	1	3	15	7	7	1	2	0	0	1	0	68
Theft from Motor Vehicle	62	53	40	20	29	30	16	43	44	36	18	13	6	1	0	0	411
Theft of Motor Vehicle Parts	18	15	17	10	9	4	4	23	6	9	8	7	0	3	0	0	133
All Other Larceny	607	556	458	360	322	295	286	996	979	959	722	372	190	71	36	35	7244
Motor Vehicle Theft	131	104	74	47	47	34	41	148	136	136	94	37	21	4	5	2	1061
Counterfeiting/Forgery	107	160	165	127	137	115	117	605	511	505	270	103	75	20	7	3	3027

Offenses	18	19	20	21	22	23	24	25 29	30 34	35 39	40 44	45 49	50 54	55 59	60 64	65 & Over	Total
False Pretenses/Swindle/ Confidence Game	46	58	69	67	61	59	55	245	275	240	240	115	67	30	7	10	1644
Credit Card/Automatic Teller Machine Fraud	16	21	19	17	24	11	16	49	29	30	39	11	15	2	0	0	299
Impersonation	25	33	51	12	20	17	8	39	35	30	22	18	8	2	2	0	322
Welfare Fraud	0	0	0	1	2	1	9	14	11	9	3	2	4	2	3	0	61
Wire Fraud	0	0	1	0	0	0	0	1	2	1	0	1	0	2	0	0	8
Embezzlement	81	81	78	65	61	49	53	174	162	158	100	69	29	20	11	2	1193
Stolen Property Offenses	110	86	47	50	53	37	28	102	101	75	63	27	16	11	1	1	808
Destruct/Damage/Vandalism	338	369	214	205	171	149	117	399	318	303	237	126	78	31	16	11	3082
Drug/Narcotic Violations	1984	2163	1789	1652	1378	1088	928	3311	2416	2163	1805	1120	481	178	52	37	22545
Drug Equipment Violations	5	15	14	8	13	2	10	29	32	30	28	15	10	4	1	0	216
Incest	0	0	0	0	0	0	3	0	1	0	1	0	0	0	2	0	7
Statutory Rape	21	26	14	12	7	5	3	7	6	4	3	0	1	0	2	0	111
Porno./Obscene Material	4	3	0	4	0	0	1	4	10	8	1	3	5	3	1	2	49
Betting/Wagering	2	2	5	1	1	3	1	1	0	2	1	0	0	0	0	0	19
Operating/Promoting/ Assisting Gambling	0	0	0	1	0	0	1	2	0	0	0	0	0	0	0	0	4
Gambling Equip. Violations	0	0	0	0	0	0	0	1	0	1	2	0	0	0	0	0	4
Sports Tampering	0	0	0	0	0	0	0	0	0	0	0	0	0	0	0	0	0
Prostitution	3	6	3	13	14	11	6	58	96	98	61	31	14	4	1	4	423
Assisting/Promoting Prostitution	1	3	3	9	3	4	3	17	16	11	20	3	2	0	0	1	96
Bribery	0	1	1	0	0	0	0	1	0	0	1	0	0	0	0	0	4
Weapon Law Violations	209	201	168	212	161	138	133	406	283	267	243	172	117	79	40	54	2883
Total Group A Arrests	6470	6640	5691	5202	4686	4103	3739	14026	12430	12038	9717	5506	2842	1283	603	637	95613

## Group B Adult Arrests By Age

Offenses	18	19	20	21	22	23	24	25 29	30 34	35 39	40 44	45 49	50 54	55 59	60 64	65 & Over	Total
Bad Checks	129	192	236	277	350	335	324	1284	1428	1142	875	508	314	115	71	77	7657
Curfew/Loitering/Vagrancy	14	11	8	2	2	1	0	7	5	7	18	8	10	6	0	0	99
Disorderly Conduct	344	358	385	431	387	233	208	764	557	585	463	285	151	86	47	48	5332
Driving Under the Influence	479	780	984	1246	1187	1071	937	3730	3125	3112	2953	1989	1151	621	300	301	23966
Drunkennes	666	813	871	1239	1116	950	796	2871	2844	3563	3971	2433	1364	696	355	338	24886
Family Offenses, Nonviolent	32	34	34	30	41	35	46	174	195	146	129	86	20	6	2	3	1013
Liquor Laws	1494	1750	1456	382	244	188	152	544	486	588	648	414	262	166	82	75	8931
Peeping Tom	2	7	3	3	3	1	4	18	4	12	9	8	2	1	0	2	79
Runaway	0	0	0	0	0	0	0	0	0	0	0	0	0	0	0	0	0
Trespass to Real Property	701	663	505	468	398	309	263	916	786	869	730	493	303	175	77	64	7720
Conspiracy to Commit Group A Offense	4	9	1	4	5	2	7	11	13	7	5	3	1	1	0	1	74
Conspiracy to Commit Group B Offense	1	2	0	0	0	0	1	1	4	2	0	0	0	0	0	0	11
All Other Offenses	2982	4019	4095	4090	3838	3376	3124	11714	11017	10521	8565	5009	2744	1405	722	792	78013
Total Group B Offenses	6848	8638	8578	8172	7571	6501	5862	22034	20464	20554	18366	11236	6322	3278	1656	1701	157781

## Group A Arrests By Gender and Distribution

OFFENSES	Persons Arrested		Percent Crime Distribution by Gender	
	Male	Female	Male	Female
Murder/Nonnegligent Manslaughter .....	228	33	.27	.12
Negligent Manslaughter .....	3	1		
Kidnapping .....	664	50	.78	.18
Forcible Rape .....	476	6	.56	.02
Forcible Sodomy .....	195	12	.23	.04
Sexual Assault with an Object .....	96	3	.11	.01
Forcible Fondling .....	689	20	.81	.07
Robbery .....	1364	122	1.60	.44
Aggravated Assault .....	3680	1058	4.31	3.84
Simple Assault .....	25034	8989	29.34	32.59
Intimidation .....	1222	397	1.43	1.44
Arson .....	334	55	.39	.20
Extortion/Blackmail .....	21	8	.02	.03
Burglary/Breaking & Entering .....	3616	402	4.24	1.46
Pocket-picking .....	130	82	.15	.30
Purse-snatching .....	29	17	.03	.06
Shoplifting .....	5371	4411	6.29	15.99
Theft from Building .....	530	216	.62	.78
Theft from Coin-Operated Machine or Device....	69	6	.08	.02
Theft from Motor Vehicle .....	558	48	.65	.17
Theft of Motor Vehicle Parts or Accessories .....	143	8	.17	.03
All Other Larceny .....	6397	2793	7.50	10.13
Motor Vehicle Theft .....	1349	209	1.58	.76
Counterfeiting/Forgery .....	1761	1366	2.06	4.95
False Pretenses/Swindle/Confidence Game .....	1114	588	1.31	2.13
Credit Card/Automatic Teller Machine Fraud .....	174	159	.20	.58
Impersonation .....	254	91	.30	.33
Welfare Fraud .....	9	52	.01	.19
Wire Fraud .....	7	1	.01	
Embezzlement .....	577	673	.68	2.44
Stolen Property Offenses .....	820	134	.96	.49
Destruction.Damage/Vandalism of Property .....	3491	842	4.09	3.05
Drug/Narcotic Violations .....	21180	4064	24.82	14.74
Drug Equipment Violations .....	178	62	.21	.22
Incest .....	10		.01	
Statutory Rape .....	126	2	.15	.01
Pornography/Obscene Material .....	49	5	.06	.02
Betting/Wagering .....	22		.03	
Operating/Promoting/Assisting Gambling .....	4			
Gambling Equipment Violations .....	3	1		
Sports Tampering .....				
Prostitution .....	130	296	.15	1.07
Assisting or Promoting Prostitution .....	74	23	.09	.08
Bribery .....	3	1		
Weapon Law Violations .....	3141	273	3.68	.99
<b>TOTAL</b>	<b>85325</b>	<b>27579</b>	<b>100.00</b>	<b>100.00</b>

## Group A Arrests By Race

OFFENSES	Total	White	Black	American Indian or Alaskan Native	Asian or Pacific Islander
Murder/Nonnegligent Manslaughter .....	261	84	175		2
Negligent Manslaughter .....	4	3	1		
Kidnapping .....	714	335	373	2	4
Forcible Rape .....	482	269	210	2	1
Forcible Sodomy .....	207	134	71	1	1
Sexual Assault with an Object .....	99	64	35		
Forcible Fondling .....	709	451	246	1	11
Robbery .....	1486	356	1129		1
Aggravated Assault .....	4738	2247	2464	3	24
Simple Assault .....	34023	18831	14896	25	271
Intimidation .....	1619	919	690	1	9
Arson .....	389	252	136	1	
Extortion/Blackmail .....	29	23	6		
Burglary/Breaking & Entering .....	4018	2396	1598	1	23
Pocket-picking .....	212	112	96	1	3
Purse-snatching .....	46	23	23		
Shoplifting .....	9782	5018	4671	2	91
Theft from Building .....	746	449	293		4
Theft from Coin-Operated Machine or Device ..	75	49	25		1
Theft from Motor Vehicle .....	606	421	185		
Theft of Motor Vehicle Parts or Accessories .....	151	107	43		1
All Other Larceny .....	9190	5096	4027	3	64
Motor Vehicle Theft .....	1558	658	898		2
Counterfeiting/Forgery .....	3127	1904	1215	1	7
False Pretenses/Swindle/Confidence Game .....	1702	1011	681		10
Credit Card/Automatic Teller Machine Fraud ...	333	187	141		5
Impersonation .....	345	198	145		2
Welfare Fraud .....	61	32	29		
Wire Fraud .....	8	6	2		
Embezzlement .....	1250	702	529	1	18
Stolen Property Offenses .....	954	407	543	2	2
Destruction.Damage/Vandalism of Property .....	4333	2764	1546	1	22
Drug/Narcotic Violations .....	25244	13303	11801	15	125
Drug Equipment Violations .....	240	160	79		1
Incest .....	10	5	5		
Statutory Rape .....	128	67	59		2
Pornography/Obscene Material .....	54	43	10		1
Betting/Wagering .....	22	1	21		
Operating/Promoting/Assisting Gambling .....	4		4		
Gambling Equipment Violations .....	4	3	1		
Sports Tampering .....					
Prostitution .....	426	163	260	1	2
Assisting or Promoting Prostitution .....	97	54	42		1
Bribery .....	4	3	1		
Weapon Law Violations .....	3414	1761	1622	1	30
<b>TOTAL</b>	<b>112904</b>	<b>61071</b>	<b>51027</b>	<b>65</b>	<b>741</b>

## Group A Arrests and Rate Per 100,000

OFFENSES	Number of Arrests	Percent Distribution	Rate per 100,000 Inhabitants
Murder/Nonnegligent Manslaughter .....	261	.23	3.58
Negligent Manslaughter .....	4		.05
Kidnapping .....	714	.63	9.79
Forcible Rape .....	482	.43	6.61
Forcible Sodomy .....	207	.18	2.84
Sexual Assault with an Object .....	99	.09	1.36
Forcible Fondling of a Child .....	709	.63	9.72
Robbery .....	1486	1.32	20.37
Aggravated Assault .....	4738	4.20	64.96
Simple Assault .....	34023	30.13	466.48
Intimidation .....	1619	1.43	22.20
Arson .....	389	.34	5.33
Extortion/Blackmail .....	29	.03	.40
Burglary/Breaking & Entering .....	4018	3.56	55.09
Pocket-picking .....	212	.19	2.91
Purse-snatching .....	46	.04	.63
Shoplifting .....	9782	8.66	134.12
Theft from Building .....	746	.66	10.23
Theft from Coin-Operated Machine or Device ..	75	.07	1.03
Theft from Motor Vehicle .....	606	.54	8.31
Theft of Motor Vehicle Parts or Accessories .....	151	.13	2.07
All Other Larceny .....	9190	8.14	126.00
Motor Vehicle Theft .....	1558	1.38	21.36
Counterfeiting/Forgery .....	3127	2.77	42.87
False Pretenses/Swindle/Confidence Game .....	1702	1.51	23.34
Credit Card/Automatic Teller Machine Fraud ...	333	.29	4.57
Impersonation .....	345	.31	4.73
Welfare Fraud .....	61	.05	.84
Wire Fraud .....	8	.01	.11
Embezzlement .....	1250	1.11	17.14
Stolen Property Offenses .....	954	.84	13.08
Destruction.Damage/Vandalism of Property .....	4333	3.84	59.41
Drug/Narcotic Violations .....	25244	22.36	346.12
Drug Equipment Violations .....	240	.21	3.29
Incest .....	10	.01	.14
Statutory Rape .....	128	.11	1.75
Pornography/Obscene Material .....	54	.05	.74
Betting/Wagering .....	22	.02	.30
Operating/Promoting/Assisting Gambling .....	4		.05
Gambling Equipment Violations .....	4		.05
Sports Tampering .....			
Prostitution .....	426	.38	5.84
Assisting or Promoting Prostitution .....	97	.09	1.33
Bribery .....	4		.05
Weapon Law Violations .....	3414	3.02	46.81
<b>TOTAL</b>	<b>112904</b>	<b>100.00</b>	<b>1548.01</b>

## Group B Arrests

Group B Offense Categories	Total	White	Black	American Indian or Alaskan Native	Asian or Pacific Islander
Bad Checks	7671	5360	2289	3	19
Curfew/Loitering/Vagrancy Violations	2613	1521	1058	1	33
Disorderly Conduct	6674	3350	3270	2	52
Driving Under the Influence	24234	19351	4620	25	238
Drunkenness	25179	18678	6378	31	92
Family Offenses, Nonviolent	1034	438	585	1	10
Liquor Law Violations	10848	7949	2678	11	210
Peeping Tom	84	56	25		3
Runaway	3943	2096	1799	5	43
Trespass of Real Property	8771	3733	4990	7	41
Conspiracy to Commit Group A Offense	81	52	28		1
Conspiracy to Commit Group B Offense	11	8	3		
All Other Offenses	84763	47259	36916	42	546
<b>Total Group B Arrests</b>	<b>175906</b>	<b>109851</b>	<b>64639</b>	<b>128</b>	<b>1288</b>

Group B Offense Categories	Male	Female	Rate per 100,000 Inhabitants
Bad Checks	3289	4382	105.18
Curfew/Loitering/Vagrancy Violations	1787	826	35.83
Disorderly Conduct	4720	1954	91.51
Driving Under the Influence	20151	4083	332.27
Drunkenness	21937	3242	345.23
Family Offenses, Nonviolent	738	296	14.18
Liquor Law Violations	8261	2587	148.74
Peeping Tom	81	3	1.15
Runaway	1621	2322	54.06
Trespass of Real Property	7041	1730	120.26
Conspiracy to Commit Group A Offense	61	20	1.11
Conspiracy to Commit Group B Offense	9	2	.15
All Other Offenses	63175	21588	1162.17
<b>Total Group B Arrests</b>	<b>132871</b>	<b>43035</b>	<b>2411.82</b>



**VII**  
**Contributing**  
**Agencies and**  
**Full-Time Law**  
**Enforcement**  
**Employees**  
**January -**  
**December**  
**2002**



# Contributing Agencies and Full-Time Law Enforcement Employees as of October 31, 2002

AGENCY	TOTAL SWORN OFFICERS	OFFICERS MALE	OFFICERS FEMALE	TOTAL CIVILIAN	AGENCY	TOTAL SWORN OFFICERS	OFFICERS MALE	OFFICERS FEMALE	TOTAL CIVILIAN
<b>COUNTIES</b>					<b>CHARLES CITY COUNTY</b>				
<b>ACCOMACK COUNTY</b>					Sheriff's Office	11	10	1	7
Sheriff's Office	53	44	9	9	<b>CHARLOTTE COUNTY</b>				
Chincoteague PD	10	10		4	Sheriff's Office	28	21	7	2
Onancock PD	3	3			<b>CHESTERFIELD COUNTY</b>				
Parksley PD	3	3			Chesterfield PD	411	383	28	96
Onley PD	2	2			<b>CLARKE COUNTY</b>				
<b>ALBEMARLE COUNTY</b>					Sheriff's Office	13	13		9
Albemarle PD	99	90	9	23	Berryville PD	7	6	1	1
<b>ALLEGHANY COUNTY</b>					<b>CRAIG COUNTY</b>				
Sheriff's Office	42	36	6	11	Sheriff's Office	8	8		5
<b>AMELIA COUNTY</b>					<b>CULPEPER COUNTY</b>				
Sheriff's Office	12	12		7	Sheriff's Office	60	39	21	16
<b>AMHERST COUNTY</b>					Culpeper PD	30	27	3	6
Sheriff's Office	63	48	15	5	<b>CUMBERLAND COUNTY</b>				
Amherst PD	5	5			Sheriff's Office	11	9	2	5
<b>APPOMATTOX COUNTY</b>					<b>DICKENSON COUNTY</b>				
Sheriff's Office	30	24	6	3	Sheriff's Office	31	26	5	9
<b>ARLINGTON COUNTY</b>					Clintwood PD	3	3		1
Arlington PD	343	281	62	139	Haysi PD	2	2		
<b>AUGUSTA COUNY</b>					Clinchco	0	0		
Sheriff's Office	58	57	1	62	<b>DINWIDDIE COUNTY</b>				
<b>BATH COUNTY</b>					Sheriff's Office	47	46	1	11
Sheriff's Office	17	14	3		McKenney PD	1	1		
<b>BEDFORD COUNTY</b>					<b>ESSEX COUNTY</b>				
Sheriff's Office	71	60	11	1	Sheriff's Office	13	9	4	
<b>BLAND COUNTY</b>					Tappahannock PD	9	7	2	1
Sheriff's Office	8	8		7	<b>FAIRFAX COUNTY</b>				
<b>BOTETOURT COUNTY</b>					Fairfax County PD	1258	1103	155	444
Sheriff's Office	63	57	6	17	Herndon PD	52	46	6	16
<b>BRUNSWICK COUNTY</b>					Vienna PD	39	34	5	10
Sheriff's Office	18	15	3	23	<b>FAUQUIER COUNTY</b>				
Lawrenceville PD	5	5			Sheriff's Office	94	85	9	17
<b>BUCHANAN COUNTY</b>					Warrenton PD	21	17	4	3
Sheriff's Office	37	37		11	<b>FLOYD COUNTY</b>				
Grundy PD	6	6		1	Sheriff's Office	17	16	1	10
<b>BUCKINGHAM COUNTY</b>					<b>FLUVANNA COUNTY</b>				
Sheriff's Office	16	14	2	5	Sheriff's Office	21	19	2	9
<b>CAMPBELL COUNTY</b>					<b>FRANKLIN COUNTY</b>				
Sheriff's Office	52	48	4	3	Sheriff's Office	73	64	9	15
Altavista PD	11	11			Rocky Mount PD	16	15	1	1
Brookneal PD	4	4			<b>FREDERICK COUNTY</b>				
<b>CAROLINE COUNTY</b>					Sheriff's Office	85	79	6	14
Sheriff's Office	32	32		9	Middletown PD	2	2		1
Bowling Green PD	2	2			Stephens City PD	3	3		
<b>CARROLL COUNTY</b>									
Sheriff's Office	27	26	1	6					
Hillsville PD	11	11		1					

AGENCY	TOTAL SWORN OFFICERS	OFFICERS MALE	OFFICERS FEMALE	TOTAL CIVILIAN	AGENCY	TOTAL SWORN OFFICERS	OFFICERS MALE	OFFICERS FEMALE	TOTAL CIVILIAN
<b>GILES COUNTY</b>					<b>LOUISA COUNTY</b>				
Sheriff's Office	18	18		10	Sheriff's Office	34	31	3	13
Glen Lyn PD	2	2			Louisa PD	4	4		
Pearisburg PD	7	7		1	<b>LUNENBURG COUNTY</b>				
Pembroke PD	2	2			Sheriff's Office	14	13	1	7
Rich Creek PD	1	1			Kenbridge PD	8	7	1	
Narrows PD	4	4			Victoria PD	5	4	1	1
<b>GLOUCESTER COUNTY</b>					<b>MADISON COUNTY</b>				
Sheriff's Office	73	62	11	15	Sheriff's Office	12	12		10
<b>GOOCHLAND COUNTY</b>					<b>MATHEWS COUNTY</b>				
Sheriff's Office	25	22	3	7	Sheriff's Office	11	10	1	7
<b>GRAYSON COUNTY</b>					<b>MECKLENBURG COUNTY</b>				
Sheriff's Office	20	19	1	6	Sheriff's Office	31	29	2	4
Fries PD	1	1			Chase City PD	9	9		1
Independence PD	2	2			Clarksville PD	8	8		1
<b>GREENE COUNTY</b>					LaCrosse PD	3	3		
Sheriff's Office	14	14		6	South Hill PD	20	19	1	5
<b>GREENSVILLE COUNTY</b>					<b>MIDDLESEX COUNTY</b>				
Sheriff's Office	21	18	3	9	Sheriff's Office	12	10	2	6
<b>HALIFAX COUNTY</b>					<b>MONTGOMERY COUNTY</b>				
Sheriff's Office	36	31	5	12	Sheriff's Office	92	73	19	15
Halifax PD	4	3	1	1	Blacksburg PD	56	53	3	16
South Boston					Christiansburg PD	41	36	5	14
<b>HANOVER COUNTY</b>					<b>NELSON COUNTY</b>				
Sheriff's Office	173	163	10	16	Sheriff's Office	14	14		6
Ashland PD	20	20		2	<b>NEW KENT COUNTY</b>				
<b>HENRICO COUNTY</b>					Sheriff's Office	23	21	2	10
Henrico PD	541	495	46	203	<b>NORTHAMPTON CO.</b>				
<b>HENRY COUNTY</b>					Sheriff's Office	36	31	5	10
Sheriff's Office	106	96	10	13	Cape Charles PD	5	5		
<b>HIGHLAND COUNTY</b>					Exmore PD	5	5		
Sheriff's Office	7	7		5	<b>NORTHUMBERLAND CO.</b>				
<b>ISLE OF WIGHT COUNTY</b>					Sheriff's Office	17	14	3	9
Sheriff's Office	25	21	4	6	<b>NOTTOWAY COUNTY</b>				
Smithfield PD	18	15	3	3	Sheriff's Office	14	14		7
<b>JAMES CITY COUNTY</b>					Blackstone PD	13	12	1	5
James City PD	68	57	11	3	Crewe PD	4	4		
<b>KING &amp; QUEEN COUNTY</b>					Burkeville PD	1	1		
Sheriff's Office	8	7	1	7	<b>ORANGE COUNTY</b>				
<b>KING GEORGE COUNTY</b>					Sheriff's Office	28	25	3	7
Sheriff's Office	23	20	3	15	Orange PD	13	13		1
<b>KING WILLIAM COUNTY</b>					Gordonsville PD	5	5		
Sheriff's Office	16	16		11	<b>PAGE COUNTY</b>				
West Point	8	8		1	Sheriff's Office	41	36	5	7
<b>LANCASTER COUNTY</b>					Luray PD	14	13	1	2
Sheriff's Office	25	17	8	6	Shenandoah PD	4	4		
Kilmarnock PD	4	3	1		Stanley PD	3	3		
<b>LEE COUNTY</b>					<b>PATRICK COUNTY</b>				
Sheriff's Office	46	38	8		Sheriff's Office	30	27	3	14
Jonesville PD	2	2		1	<b>PITTSYLVANIA COUNTY</b>				
Pennington Gap PD	6	6		1	Sheriff's Office	65	60	5	59
<b>LOUDOUN COUNTY</b>					Chatham PD	4	4		
Sheriff's Office	326	292	34	66	Gretna PD	2	2		
Leesburg PD	52	46	6	16	Hurt PD	3	3		
Middleburg PD	3	2	1		<b>POWHATAN COUNTY</b>				
Purcellville PD	8	8		1	Sheriff's Office	31	30	1	14

AGENCY	TOTAL SWORN OFFICERS	OFFICERS MALE	OFFICERS FEMALE	TOTAL CIVILIAN	AGENCY	TOTAL SWORN OFFICERS	OFFICERS MALE	OFFICERS FEMALE	TOTAL CIVILIAN
<b>PRINCE EDWARD CO.</b> Sheriff's Office Farmville PD	25 24	17 22	8 2	10	<b>SOUTHAMPTON COUNTY</b> Sheriff's Office Courtland PD Boykins PD	62 1 1	52 1 1	10	12 2
<b>PRINCE GEORGE CO.</b> Prince George Co. PD	44	42	2	12	<b>SPOTSYLVANIA COUNTY</b> Sheriff's Office	96	87	9	6
<b>PRINCE WILLIAM CO.</b> Prince Wm. Co. PD Quantico PD Haymarket PD Dumfries PD Occoquan PD	423 1 3 13 2	372 1 3 9 2	51  4	108 1 2	<b>STAFFORD COUNTY</b> Sheriff's Office	107	99	8	15
<b>PULASKI COUNTY</b> Sheriff's Office Pulaski PD Dublin PD	41 24 8	37 21 8	4 3	10 8 1	<b>SURRY COUNTY</b> Sheriff's Office	10	9	1	5
<b>RAPPAHANNOCK CO.</b> Sheriff's Office	21	14	7		<b>SUSSEX COUNTY</b> Sheriff's Office Waverly PD	35 7	25 7	10	4 5
<b>RICHMOND COUNTY</b> Sheriff's Office Warsaw PD	10 2	10 2		6 1	<b>TAZEWELL COUNTY</b> Sheriff's Office Bluefield PD Pocahontas PD Richlands PD Tazewell PD Cedar Bluff PD	76 14 3 15 10 3	64 12 3 14 10 3	12 2  1 1	10 4  5 1
<b>ROANOKE COUNTY</b> Roanoke Co. PD Vinton PD	112 20	101 17	11 3	45 8	<b>WARREN COUNTY</b> Sheriff's Office Front Royal PD	66 33	62 31	4 2	1 10
<b>ROCKBRIDGE COUNTY</b> Sheriff's Office Glasgow PD	22	22		7	<b>WASHINGTON COUNTY</b> Sheriff's Office Abingdon PD Damascus PD Glade Springs PD	71 19 4 3	58 17 4 3	13 2	16 2
<b>ROCKINGHAM COUNTY</b> Sheriff's Office Bridgewater PD Broadway PD Dayton PD Elkton PD Grottoes PD Timberville PD	49 8 4 5 6 5 3	42 8 4 4 6 5 3	7  1	107  1	<b>WESTMORELAND CO.</b> Sheriff's Office Colonial Beach PD	21 8	19 7	2 1	9 5
<b>RUSSELL COUNTY</b> Sheriff's Office Lebanon PD Honaker PD	47 12 4	41 12 4	6	10 1 1	<b>WISE COUNTY</b> Sheriff's Office Appalachia PD Big Stone Gap PD Coeburn PD Pound PD St. Paul PD Wise PD	72 6 16 7 5 3 11	60 5 16 7 5 2 11	12 1    1	13  2 1  1
<b>SCOTT COUNTY</b> Sheriff's Office Gate City PD Weber City PD	39 3 5	28 3 4	11  1	1	<b>WYTHE COUNTY</b> Sheriff's Office Wytheville PD Rural Retreat PD	27 24 1	26 23 1	1 1	7 6
<b>SHENANDOAH COUNTY</b> Sheriff's Office Edinburg PD Mt. Jackson PD Woodstock PD Strasburg PD New Market PD	54 2 4 14 13 7	47 2 4 14 13 7	7	8 1  1 2	<b>YORK COUNTY</b> Sheriff's Office	83	78	5	5
<b>SMYTH COUNTY</b> Sheriff's Office Marion PD Saltville PD Chilhowie PD	54 18 8 6	41 17 8 6	13 1	2 1	<b>COUNTY TOTAL</b>	<b>8004</b>	<b>7115</b>	<b>889</b>	<b>2252</b>
					<b>OTHER AGENCIES</b>				
					Alcoholic Bev. Control	149	129	20	49
					Ches. Bay Brdg. Tunnel PD	42	40	2	43
					Div. of Capitol Police	86	78	8	12
					Dept of Conservation & Rec	100	90	10	84
					Southside VA Trng Center	19	17	2	2
					Richmond Int'l Airport	28	24	4	1
					VA Port Authority	71	68	3	5
					Norfolk Arpt Authority	29	27	2	7
					Metro. Wash. Airport Auth.	175	151	24	56
					Virginia State Police	1817	1741	76	649
					<b>OTHER AGENCY TOTAL</b>	<b>2516</b>	<b>2365</b>	<b>151</b>	<b>908</b>

AGENCY	TOTAL SWORN OFFICERS	OFFICERS MALE	OFFICERS FEMALE	TOTAL CIVILIAN	AGENCY	TOTAL SWORN OFFICERS	OFFICERS MALE	OFFICERS FEMALE	TOTAL CIVILIAN
<b>CITIES</b>					<b>COLLEGE &amp; UNIVERSITY</b>				
Alexandria PD	292	244	48	134	Christopher Newport PD	11	9	2	1
Bedford PD	21	21		2	Emory & Henry Col. PD	1	1		
Bristol PD	57	50	7	20	Ferrum College PD	7	4	3	
Buena Vista PD	13	12	1	1	Geo. Mason Univ. PD	38	32	6	14
Charlottesville PD	111	101	10	30	Hampton University PD	20	17	3	16
Chesapeake PD	353	296	57	108	James Madison Univ. PD	21	18	3	6
Clifton Forge PD	11	10	1	4	Longwood Col. PD	12	11	1	8
Colonial Heights PD	49	41	8	4	Mary Wash. Col. PD	12	11	1	7
Covington PD	15	14	1	13	Norfolk State Univ. PD	24	16	8	30
Danville PD	133	119	14	7	N. VA Comm. Col. PD	35	30	5	
Emporia PD	21	20	1	9	Old Dominion Campus PD	31	26	5	25
Fairfax PD	59	53	6	18	Radford Univ. PD	18	16	2	5
Falls Church PD	29	23	6	9	Thomas Nelson Col. PD	8	7	1	2
Franklin PD	32	30	2	12	Univ. of Richmond PD	16	14	2	16
Fredericksburg PD	56	50	6	25	University of Virginia PD	54	41	13	66
Galax PD	24	22	2	14	UVA's Col. at Wise PD	7	6	1	1
Hampton PD	254	212	42	98	VA Commonwlth Univ. PD	67	56	11	25
Harrisonburg PD	70	63	7	20	Virginia Military Institute	6	6		
Hopewell PD	49	46	3	15	Virginia State Univ. PD	18	13	5	14
Lexington PD	16	16		2	Virginia Tech PD	35	31	4	18
Lynchburg PD	153	146	7	40	VA Wstrn Comm. Col. PD	6	6		
Manassas PD	85	74	11	23	William & Mary Col. PD	19	16	3	3
Manassas Park PD	21	19	2	9	<b>COLLEGE AND UNIVERSITY TOTAL</b>	<b>466</b>	<b>387</b>	<b>79</b>	<b>257</b>
Martinsville PD	53	49	4	6	<b>STATE TOTAL</b>	<b>16552</b>	<b>14787</b>	<b>1765</b>	<b>4997</b>
Newport News PD	384	334	50	138					
Norfolk PD	760	681	79	127					
Norton PD	16	16		6					
Petersburg PD	115	106	9	39					
Poquoson PD	20	18	2	5					
Portsmouth PD	213	191	22	112					
Radford PD	32	28	4	13					
Richmond PD	632	540	92	175					
Roanoke PD	231	213	18	57					
Salem PD	63	60	3	25					
South Boston PD	27	26	1	4					
Staunton PD	49	43	6	16					
Suffolk PD	139	127	12	44					
Virginia Beach PD	758	672	86	164					
Waynesboro PD	50	45	5	7					
Williamsburg PD	36	30	6	13					
Winchester PD	64	59	5	12					
<b>CITY TOTAL</b>	<b>5566</b>	<b>4920</b>	<b>646</b>	<b>1580</b>					





# **VIII**

## **Group A**

### **Offenses By**

### **Contributor**

<b>COUNTY SHERIFFS &amp; STATE POLICE</b>	POPULATION	INCIDENT RATE PER 100,000	TOTAL INCIDENTS	Murder and Non- negligent Man- slaughter	Kidnaping/ Abduction	Forcible Rape	Other Forcible Sex Offenses	Robbery	Aggravated Assault	Simple Assault/ Intimida- tion	Arson	Extortion/ Blackmail
Accomack County SO State Police	31525	3076.92	970 160	0 0	1 0	7 0	25 0	34 0	44 2	258 2	0 0	0 0
Alleghany County SO State Police	12411	3279.34	407 52	1 0	1 0	2 0	2 2	0 0	13 4	164 1	1 0	0 0
Amelia County SO State Police	11700	3205.12	375 13	1 0	1 0	2 0	8 0	3 0	7 1	123 0	0 0	0 0
Amherst County SO State Police	29449	2573.94	758 25	2 0	3 1	5 0	14 0	2 0	15 2	108 2	7 0	0 0
Appomattox County SO State Police	13700	1313.86	180 16	0 0	0 0	2 0	6 0	4 0	4 1	38 1	2 0	0 0
Augusta County SO State Police	66300	2310.70	1532 136	4 0	10 1	11 0	26 0	6 0	49 5	297 15	2 2	0 0
Bath County SO State Police	5000	280.00	14 25	0 0	0 0	0 0	1 0	0 1	0 0	5 2	0 0	0 0
Bedford County SO State Police	61400	3446.25	2116 45	0 0	4 0	19 0	13 0	3 0	34 3	498 4	6 0	0 0
Bland County SO State Police	6900	1318.84	91 28	0 1	0 0	0 0	0 1	1 0	1 0	4 1	1 1	0 0
Botetourt County SO State Police	30600	2549.01	780 29	2 0	1 0	5 0	6 0	1 0	13 0	114 3	1 0	0 0
Brunswick County SO State Police	17025	1027.90	175 46	0 0	0 0	0 0	1 0	1 0	8 0	20 0	1 0	0 0
Buchanan County SO State Police	24795	3730.59	925 133	1 6	3 0	5 1	7 1	8 1	35 0	220 2	7 2	0 0
Buckingham County SO State Police	15600	3955.12	617 20	0 0	3 0	2 0	10 0	1 0	25 0	227 2	6 0	1 0
Campbell County SO State Police	46116	4824.78	2225 57	3 0	10 0	13 1	56 0	14 0	57 1	706 3	9 0	1 0
Caroline County SO State Police	21264	1895.22	403 74	0 0	0 0	16 0	6 0	4 1	44 2	124 2	1 3	0 0
Carroll County SO State Police	26993	3104.50	838 45	1 0	3 0	5 0	8 0	3 0	24 0	256 0	6 0	0 0
Charles City County SO State Police	7000	1485.71	104 36	0 0	0 0	0 0	1 0	0 0	13 0	25 0	0 0	0 0
Charlotte County SO State Police	12700	2070.86	263 58	1 0	0 0	0 0	1 0	1 0	26 1	105 1	0 0	0 0
Clarke County SO State Police	10337	3366.54	348 31	1 0	0 0	1 0	8 1	0 0	35 1	36 3	5 0	0 0
Craig County SO State Police	5200	1826.92	95 13	0 0	0 0	2 0	0 0	0 0	17 1	39 1	0 0	0 0
Culpeper County SO State Police	26236	2942.52	772 184	0 0	1 0	9 0	20 0	3 0	21 8	282 7	4 0	0 0
Cumberland County SO State Police	9200	2032.60	187 16	0 0	0 0	3 0	1 0	0 0	12 0	82 0	0 0	0 0
Dickenson County SO State Police	13841	1820.67	252 25	2 0	1 0	0 0	4 0	2 0	10 0	26 0	2 0	0 0
Dinwiddie County SO State Police	24259	4064.47	986 35	3 0	3 1	5 0	3 1	8 0	18 1	48 0	3 0	0 0

Burglary	Larceny	Motor Vehicle Theft	Counterfeiting/ Forgery	Fraud	Embezzlement	Stolen Property	Destruction/ Damage/ Vandalism	Drug/ Narcotic Offenses	Non-forcible Sex Offenses	Pornography	Gambling	Prostitution	Bribery	Weapon Law Violation
134 2	358 6	45 4	30 4	17 5	8 2	1 0	150 6	17 129	2 0	0 0	0 0	0 0	0 0	28 4
33 0	119 6	15 1	3 0	3 4	4 1	1 0	82 2	25 31	2 0	0 0	0 0	0 0	0 0	10 2
35 0	101 3	8 0	12 2	1 0	1 0	3 0	87 0	31 7	2 0	0 0	0 0	0 0	0 0	17 0
47 1	299 1	19 0	91 2	17 1	11 0	0 0	109 2	88 15	0 0	0 0	0 0	2 0	0 0	11 1
16 0	84 5	1 1	8 0	1 3	0 0	2 0	24 1	13 4	0 0	0 0	0 0	0 0	0 0	6 0
121 6	601 33	48 3	116 3	116 11	20 1	6 0	431 13	95 49	4 0	1 1	0 0	0 3	0 0	33 6
1 1	3 8	0 1	2 2	0 0	0 0	0 0	1 2	2 11	0 0	0 0	0 0	0 0	0 0	0 0
164 0	791 8	54 8	62 1	88 4	6 0	0 0	444 9	205 12	0 0	0 0	0 0	0 0	0 0	66 0
19 2	52 3	3 0	1 0	0 0	0 0	0 0	34 2	4 18	0 0	0 0	0 0	0 0	0 0	0 0
37 0	299 14	26 1	51 0	26 2	9 0	3 0	187 3	94 7	5 0	0 0	0 0	0 0	0 0	17 0
18 0	61 1	5 1	1 3	0 1	1 1	1 0	46 0	19 39	1 0	0 0	0 0	0 0	0 0	5 1
200 14	468 60	41 7	37 25	24 19	1 1	3 1	119 27	31 13	0 0	0 0	0 0	0 0	0 0	34 1
66 0	171 2	1 7	4 2	4 0	0 0	4 0	144 0	23 6	0 0	0 0	0 0	0 0	0 0	23 1
180 4	788 14	72 2	69 0	77 0	4 0	3 0	452 9	81 27	1 0	3 0	0 0	2 0	0 0	53 1
42 0	130 14	4 10	5 2	11 2	2 0	0 0	60 9	20 33	0 0	0 0	0 0	0 0	0 0	13 8
94 0	299 25	25 1	11 0	10 3	0 0	1 0	221 2	90 14	1 0	0 0	0 0	0 0	0 0	35 0
17 0	46 2	6 0	1 0	1 0	0 0	0 0	18 0	7 32	0 0	0 0	0 0	0 0	0 0	3 2
30 2	55 4	8 0	5 0	2 1	0 0	1 0	31 1	46 50	1 0	0 0	0 0	0 0	0 0	15 1
18 1	134 3	13 0	9 0	9 0	1 0	1 0	95 3	13 20	0 0	0 0	0 0	1 0	0 0	2 5
2 0	9 2	1 0	0 2	1 2	0 0	1 0	3 0	2 6	0 1	0 0	0 0	0 0	0 0	17 0
44 0	247 10	16 2	16 4	16 2	10 1	2 1	164 1	28 146	1 0	2 1	0 0	0 1	0 0	15 6
23 0	64 1	10 0	1 1	0 4	0 0	0 1	23 0	3 9	1 0	0 0	0 0	0 0	0 0	11 0
60 0	142 3	1 3	6 1	1 2	0 0	0 0	50 5	4 11	2 0	0 0	0 0	0 0	0 0	4 3
94 0	585 4	31 1	16 0	18 2	1 0	5 0	153 0	98 24	1 0	0 0	0 0	0 0	0 0	11 5



<b>COUNTY SHERIFFS &amp; STATE POLICE</b>	POPULATION	INCIDENT RATE PER 100,000	TOTAL INCIDENTS	Murder and Non- negligent Man- slaughter	Kidnaping/ Abduction	Forcible Rape	Other Forcible Sex Offenses	Robbery	Aggravated Assault	Simple Assault/ Intimida- tion	Arson	Extortion/ Blackmail
Essex County SO State Police	7932	2395.36	190 12	1 0	1 0	2 0	0 1	2 0	10 0	40 0	1 0	0 0
Fauquier County SO State Police	52230	3800.49	1985 121	1 0	9 0	9 0	39 0	9 0	62 4	464 1	17 0	0 0
Floyd County SO State Police	14400	2069.44	298 9	0 0	0 0	1 0	1 1	0 0	2 1	1 1	1 0	0 0
Fluvanna County SO State Police	22300	2681.61	598 8	0 0	0 0	4 0	10 0	4 0	26 0	196 1	6 0	0 0
Franklin County SO State Police	44634	2041.04	911 29	2 1	1 0	7 0	17 2	5 0	26 1	103 2	1 0	0 0
Frederick County SO State Police	60239	4115.27	2479 174	4 1	7 0	25 0	32 1	10 0	35 2	619 6	3 0	0 0
Giles County SO <sup>10</sup> State Police	9810	968.39	95 6	0 0	4 0	3 0	16 1	0 0	5 3	79 0	0 1	0 0
Gloucester County SO State Police	35000	3622.85	1268 124	2 0	0 0	5 0	16 0	3 0	38 0	375 2	14 0	1 0
Goochland County SO State Police	17900	1748.60	313 19	2 0	1 0	0 0	1 0	3 2	27 0	2 0	0 0	1 0
Grayson County SO State Police	15315	2298.40	352 7	1 0	2 0	0 0	9 0	0 0	9 0	100 0	4 0	0 0
Greene County SO State Police	16200	2413.58	391 9	0 0	1 0	1 0	9 0	2 0	16 0	92 0	2 0	0 0
Greensville County SO State Police	11800	2016.94	238 33	2 0	1 0	3 0	1 0	1 0	51 4	7 0	1 0	0 0
Halifax County SO State Police	27120	2149.70	583 100	8 1	4 0	3 1	6 0	12 1	27 1	138 1	3 0	0 0
Hanover County SO State Police	84381	2987.63	2521 71	3 0	7 0	15 0	25 0	27 0	34 2	479 9	10 0	1 0
Henry County SO State Police	56600	5526.50	3128 76	7 0	6 0	19 0	36 0	41 0	127 10	613 1	16 0	1 0
Highland County SO State Police	2500	1480.00	37 9	2 0	0 0	0 0	0 0	1 0	1 0	4 0	0 0	0 0
Isle of Wight County SO State Police	24176	4268.69	1032 120	0 0	5 0	6 0	15 0	11 0	9 1	245 0	5 0	0 0
King & Queen County SO <sup>9</sup> State Police	6700		0 11	0 0	0 0	0 0	0 0	0 0	0 0	0 0	0 0	0 0
King George County SO State Police	17600	5278.40	929 13	1 0	7 0	8 0	8 0	8 0	27 3	274 5	4 0	1 0
King William County SO State Police	10734	1406.74	151 15	1 0	0 0	0 1	0 0	1 0	1 0	48 1	0 0	0 0
Lancaster County SO State Police	10156	2530.52	257 25	0 0	0 0	2 0	0 3	1 0	8 1	52 0	1 0	0 1
Lee County SO State Police	20524	4048.91	831 24	2 0	2 0	3 0	1 0	5 0	21 0	211 0	2 3	0 0
Loudoun County SO State Police	173273	3864.99	6697 82	1 0	32 1	32 0	40 0	42 0	200 2	1653 2	68 0	2 0
Louisa County SO State Police	25499	3090.31	788 71	1 0	2 0	6 0	12 0	5 1	12 2	123 5	1 0	0 0

Burglary	Larceny	Motor Vehicle Theft	Counterfeiting/ Forgery	Fraud	Embezzlement	Stolen Property	Destruction/ Damage/ Vandalism	Drug/ Narcotic Offenses	Non-forcible Sex Offenses	Pornography	Gambling	Prostitution	Bribery	Weapon Law Violation
26 0	78 1	9 1	5 0	4 1	0 0	2 0	43 0	7 8	0 0	0 0	0 0	0 0	0 0	7 0
78 2	547 14	34 4	22 0	69 22	6 0	5 0	658 7	225 65	3 0	1 0	0 0	0 0	0 0	68 6
45 0	151 0	14 2	2 0	5 0	0 1	0 0	141 0	1 3	0 0	0 0	0 0	0 0	0 0	7 0
56 0	165 3	15 0	13 0	13 0	3 0	3 0	161 0	23 4	0 0	1 0	0 0	0 0	0 0	1 0
79 0	444 6	23 3	18 0	42 8	5 0	3 0	281 2	22 3	1 0	1 0	0 1	0 0	0 0	14 2
214 0	1014 20	90 1	36 6	37 9	4 0	4 0	694 13	88 119	4 0	0 0	0 0	0 0	0 0	47 1
2 0	0 1	1 1	0 0	0 0	0 0	0 0	0 0	1 1	0 0	0 0	0 0	0 0	0 0	1 0
66 1	480 8	7 0	20 0	14 7	5 0	0 0	240 3	73 101	3 0	0 0	0 0	0 1	0 0	16 3
55 0	157 3	12 0	5 0	9 0	2 0	3 0	122 3	3 10	0 0	0 0	0 0	0 0	0 0	9 1
66 0	108 3	9 1	1 0	6 0	1 0	0 0	72 0	41 3	0 0	0 0	0 0	0 0	0 0	13 0
20 1	111 1	12 0	8 0	1 2	3 0	0 0	108 2	46 4	0 0	0 0	0 0	0 0	0 0	8 0
3 0	122 0	6 0	1 2	4 2	0 0	0 0	28 1	12 24	2 0	0 0	0 0	0 0	0 0	4 3
58 1	201 9	25 5	2 2	6 5	0 1	0 0	106 3	18 75	0 0	0 0	0 0	0 0	0 0	19 6
139 0	832 3	55 0	67 2	55 30	16 0	13 0	503 3	307 21	3 0	4 0	0 0	0 0	0 0	61 4
331 1	1484 11	100 9	180 3	96 13	14 0	2 0	457 6	180 26	4 0	0 0	0 0	1 0	0 0	73 7
2 0	15 0	0 0	1 0	1 3	0 0	0 0	8 0	1 6	0 0	0 0	0 0	0 0	0 0	2 1
86 0	360 2	26 2	34 1	23 21	0 0	8 1	261 1	24 90	0 0	0 0	0 0	0 0	0 0	25 2
0 0	0 2	0 0	0 1	0 2	0 0	0 0	0 1	0 4	0 0	0 1	0 0	0 0	0 0	0 0
70 0	339 0	35 0	23 0	20 0	1 0	4 0	200 0	103 6	2 0	0 0	0 0	0 0	0 0	8 1
21 0	73 3	1 0	3 0	2 0	1 0	1 0	7 0	24 10	0 0	0 0	0 0	0 0	0 0	6 0
36 0	127 0	7 0	12 0	3 0	0 0	0 0	69 0	11 20	0 0	0 0	0 0	0 0	1 0	6 3
182 2	429 5	17 8	5 0	0 0	0 1	0 0	98 2	63 4	0 0	0 0	0 0	0 0	0 0	0 1
266 1	2618 13	166 1	112 5	496 12	71 2	49 0	1779 13	424 33	0 0	0 0	0 0	1 0	0 0	181 1
63 4	347 3	19 2	12 1	10 2	1 1	1 0	264 2	32 52	2 0	0 0	0 0	0 0	0 0	14 4

<b>COUNTY SHERIFFS &amp; STATE POLICE</b>	POPULATION	INCIDENT RATE PER 100,000	TOTAL INCIDENTS	Murder and Non- negligent Man- slaughter	Kidnaping/ Abduction	Forcible Rape	Other Forcible Sex Offenses	Robbery	Aggravated Assault	Simple Assault/ Intimida- tion	Arson	Extortion/ Blackmail
Lunenburg County SO State Police	10026	2822.66	283 30	1 0	4 0	0 0	14 0	1 0	8 0	66 0	2 0	0 0
Madison County SO State Police	12900	1131.78	146 40	0 0	0 0	3 0	0 0	0 0	1 0	37 1	5 0	0 0
Mathews County SO State Police	9300	2548.38	237 2	1 0	1 0	1 0	6 0	1 0	3 0	70 0	2 0	0 0
Mecklenburg County SO State Police	23493	3209.46	754 123	2 0	3 0	9 0	20 0	4 0	35 2	74 3	8 0	0 0
Middlesex County SO State Police	9800	2510.20	246 31	0 0	4 0	0 0	1 0	0 0	3 0	16 0	1 0	0 0
Montgomery County SO State Police	28280	4929.27	1394 171	1 0	5 0	6 0	30 0	2 1	23 1	533 2	5 0	0 0
Nelson County SO State Police	14700	3272.10	481 16	0 0	7 0	4 0	4 2	1 0	13 1	97 0	1 0	0 0
New Kent County SO State Police	14100	3886.52	548 32	1 0	3 0	1 0	12 0	0 0	16 2	135 3	1 0	0 0
Northampton County SO State Police	10530	3675.21	387 67	0 0	1 0	0 0	6 1	9 0	13 0	76 0	1 0	0 0
Northumberland County SO State Police	12800	4468.75	572 2	0 0	1 0	5 0	0 0	1 0	16 0	113 2	4 0	0 0
Nottoway County SO State Police	9058	2185.91	198 15	0 0	0 0	7 0	2 0	0 0	10 0	49 0	1 0	0 0
Orange County SO State Police	21479	1820.38	391 46	0 0	3 0	12 0	15 0	0 0	8 1	76 0	1 0	0 0
Page County SO State Police	15225	2765.18	421 101	0 0	0 0	9 1	14 1	0 0	10 1	48 0	3 0	0 1
Patrick County SO State Police	19500	3579.48	698 53	0 0	2 0	8 0	8 1	3 0	24 0	101 0	3 0	0 0
Pittsylvania County SO State Police	58229	1889.09	1100 80	6 1	8 0	9 0	32 0	13 0	48 7	515 5	6 0	0 0
Powhatan County SO State Police	24000	1879.16	451 20	1 0	0 0	1 0	2 1	0 0	5 3	101 4	4 0	0 0
Prince Edward County SO State Police	13655	1318.19	180 14	2 0	5 0	1 0	3 0	1 0	15 2	110 2	0 0	1 0
Pulaski County SO <sup>11</sup> State Police	23039	2569.55	592 45	0 0	0 0	3 0	3 0	0 0	11 0	68 1	1 0	0 0
Rappahannock County SO State Police	7000	1014.28	71 26	0 0	0 0	1 0	0 0	1 0	1 0	10 0	0 0	1 0
Richmond County SO State Police	7725	932.03	72 12	0 0	0 0	2 0	0 1	1 0	4 0	25 1	0 0	0 0
Rockbridge County SO <sup>6</sup> State Police	19754	536.60	106 80	0 0	1 0	0 1	4 1	0 0	2 5	38 5	0 0	0 0
Rockingham County SO State Police	54566	1006.12	549 170	1 0	2 0	12 0	40 0	3 0	13 3	97 5	0 0	0 0
Russell County SO State Police	25382	2088.09	530 52	0 1	1 0	2 0	3 0	0 0	4 0	84 1	4 1	0 0
Scott County SO State Police	19808	3488.48	691 23	1 0	4 0	5 0	9 0	2 0	20 2	175 2	6 1	0 0

Burglary	Larceny	Motor Vehicle Theft	Counterfeiting/ Forgery	Fraud	Embezzlement	Stolen Property	Destruction/ Damage/ Vandalism	Drug/ Narcotic Offenses	Non-forcible Sex Offenses	Pornography	Gambling	Prostitution	Bribery	Weapon Law Violation
370	770	100	80	130	00	10	560	2830	10	00	00	00	00	110
140	512	30	00	21	20	00	413	933	00	10	00	00	00	51
160	830	30	60	30	30	00	470	91	00	00	00	00	00	111
1290	36010	271	123	95	01	02	2202	1592	10	00	00	00	00	198
340	1370	40	10	20	10	00	650	531	00	00	00	00	00	60
1380	41410	245	151	4011	10	01	2813	89138	10	30	00	00	00	142
941	1822	161	60	90	10	10	1460	5110	00	00	00	00	00	121
480	2196	161	95	161	70	50	1170	4712	00	40	00	00	00	143
681	1995	150	93	106	00	60	581	1359	10	10	00	00	00	82
760	2320	160	240	160	00	90	1550	471	10	00	00	00	00	90
180	570	40	01	13	00	00	350	3611	00	00	00	00	00	41
450	1643	120	42	64	50	10	940	1335	20	10	00	00	00	91
750	1570	162	51	3110	10	30	1384	1780	00	20	00	00	00	113
1150	3341	584	301	167	00	10	1510	4939	10	00	00	00	00	271
1651	32023	1924	281	1012	60	10	2044	873	30	11	00	00	00	443
460	1880	171	91	91	10	00	871	364	10	00	00	00	00	104
60	152	40	41	14	00	30	170	83	00	00	00	00	00	180
630	29110	122	370	165	10	00	1493	2824	00	00	00	00	00	11
81	271	00	20	01	00	00	231	223	00	00	00	00	00	41
30	161	62	00	00	10	00	80	96	00	00	00	00	00	51
70	3227	32	13	14	00	00	255	231	00	10	00	00	00	11
764	21515	1419	185	238	90	11	11513	52109	10	00	01	00	00	2513
742	2377	233	318	05	10	10	953	711	10	01	00	00	00	01
730	29910	220	270	202	00	10	1723	133	00	10	00	00	00	130

<b>COUNTY SHERIFFS &amp; STATE POLICE</b>	POPULATION	INCIDENT RATE PER 100,000	TOTAL INCIDENTS	Murder and Non- negligent Man- slaughter	Kidnaping/ Abduction	Forcible Rape	Other Forcible Sex Offenses	Robbery	Aggravated Assault	Simple Assault/ Intimida- tion	Arson	Extortion/ Blackmail
Shenandoah County SO State Police	24717	2496.25	617 155	0 0	1 0	2 0	0 0	0 0	11 2	159 3	2 0	0 0
Smyth County SO State Police	22820	4009.64	915 47	4 0	3 0	7 0	13 0	0 0	18 1	199 3	8 0	0 0
Southampton County SO State Police	16110	3289.88	530 18	0 0	0 0	1 0	6 0	2 0	10 1	76 0	3 0	0 0
Spotsylvania County SO State Police	103600	4899.61	5076 129	3 0	17 1	23 0	64 1	37 0	88 7	972 2	8 0	0 1
Stafford County SO State Police	102700	4618.30	4743 125	1 0	16 0	29 0	70 0	56 0	73 6	1277 3	20 0	0 0
Surry County SO State Police	6800	3647.05	248 20	1 0	0 0	2 0	1 0	1 0	22 0	91 0	1 1	0 0
Sussex County SO State Police	9691	5076.87	492 26	0 0	1 0	1 0	3 0	6 0	19 4	135 0	2 0	1 0
Tazewell County SO State Police	28346	4819.02	1366 56	1 0	7 0	9 0	30 1	6 1	46 1	229 2	13 0	19 0
Warren County SO State Police	18911	2205.06	417 271	2 0	1 0	3 1	18 1	1 0	2 1	61 2	2 0	0 0
Washington County SO State Police	41065	3043.95	1250 29	1 0	4 0	8 0	13 0	7 0	49 3	231 0	9 1	0 0
Westmoreland County SO State Police	13472	2605.40	351 11	1 0	9 0	3 0	9 1	2 0	6 2	102 0	4 1	0 1
Wise County SO State Police	27365	4063.58	1112 34	0 0	7 0	5 0	10 0	2 0	52 1	452 0	7 0	0 0
Wythe County SO State Police	18546	2421.00	449 90	0 0	0 0	0 0	6 0	0 0	11 0	61 4	2 0	0 0
York County SO State Police	58800	4068.02	2392 197	0 0	23 0	8 0	31 0	23 0	78 1	377 0	26 0	0 0
<b>COUNTY POLICE &amp; STATE POLICE</b>												
Albemarle County PD State Police	86700	4685.12	4062 53	1 0	5 0	23 0	44 0	21 0	105 0	1008 3	23 0	0 0
Arlington County PD State Police	194300	5584.14	10850 36	6 0	27 0	33 0	58 0	213 0	190 4	1558 0	8 0	3 0
Chesterfield County PD State Police	270700	6239.74	16891 213	9 0	54 1	53 0	204 0	220 0	281 12	4580 4	69 0	1 0
Fairfax County PD State Police	970192	3475.49	33719 327	7 0	104 1	44 0	120 1	296 0	125 30	5905 17	84 0	1 0
Henrico County PD State Police	271700	7026.49	19091 143	10 0	34 0	34 0	31 0	258 0	289 1	3403 2	145 0	0 0
James City County PD State Police	51800	4799.22	2486 85	1 0	8 0	15 0	28 0	12 0	45 0	769 1	16 0	1 0
Prince George County PD State Police	33700	3234.42	1090 25	1 0	8 0	6 0	17 0	11 1	24 0	187 0	7 0	0 0
Prince William County PD State Police	304564	5216.63	15888 234	6 0	51 1	39 1	118 1	195 1	362 12	3196 1	79 1	5 0
Roanoke County PD State Police	79918	3732.57	2983 44	6 0	20 0	23 0	50 0	11 0	149 6	1072 1	5 0	1 0

Burglary	Larceny	Motor Vehicle Theft	Counterfeiting/ Forgery	Fraud	Embezzlement	Stolen Property	Destruction/ Damage/ Vandalism	Drug/ Narcotic Offenses	Non-forcible Sex Offenses	Pornography	Gambling	Prostitution	Bribery	Weapon Law Violation
53 0	186 9	19 1	9 7	21 3	1 0	5 0	182 3	43 127	0 0	1 0	0 0	2 0	0 0	26 3
73 0	300 7	14 2	33 0	16 3	2 3	1 0	233 0	68 24	1 0	0 0	0 0	0 0	0 0	22 4
67 0	212 1	33 0	10 1	10 3	1 0	2 0	119 0	20 12	2 0	0 0	0 0	1 0	0 0	15 0
256 1	1882 33	76 6	79 4	207 17	54 1	13 0	1224 2	407 57	0 0	2 1	0 0	2 0	0 0	78 1
195 1	1539 10	137 5	86 1	94 13	20 8	16 0	1284 7	600 75	1 0	3 1	0 0	1 0	3 0	102 6
49 0	97 2	1 0	2 2	3 0	0 0	0 0	40 0	4 16	3 0	0 0	0 0	0 0	0 0	8 1
53 0	179 3	13 2	22 2	8 1	1 0	2 0	111 0	33 15	0 0	0 0	0 0	0 0	0 0	19 2
206 1	600 19	42 5	75 5	122 12	5 0	1 0	296 4	69 11	2 0	3 1	0 0	0 0	0 0	25 0
66 0	187 2	17 3	6 1	3 10	2 0	4 0	98 2	3 253	1 0	0 0	0 0	0 0	0 0	3 4
96 1	594 10	36 2	17 4	21 2	5 1	1 0	280 2	70 3	2 0	2 1	0 0	0 0	0 0	12 0
34 0	117 1	19 0	7 1	10 0	1 0	2 0	70 0	27 5	0 0	0 0	0 0	0 0	0 0	11 0
125 1	330 3	37 5	11 0	20 17	1 1	0 0	252 2	68 4	1 0	0 0	0 0	0 0	0 0	26 1
25 0	144 59	5 0	22 1	11 2	0 0	4 0	64 2	140 18	1 0	0 0	0 0	1 0	0 0	22 5
113 0	1001 3	43 1	23 0	124 0	33 0	6 0	680 0	234 191	1 0	1 0	0 0	0 0	0 0	49 4
275 0	1606 5	86 0	45 1	227 14	56 0	4 0	1279 2	266 28	8 0	4 0	0 0	0 0	0 0	46 1
425 0	4988 3	676 0	196 1	833 3	68 1	69 0	1497 2	910 22	4 0	6 0	7 0	37 0	1 0	59 3
1373 1	7081 14	473 2	277 5	691 40	148 0	27 0	4109 4	1252 130	10 0	10 0	0 0	9 0	0 0	376 10
1552 0	14643 16	1310 6	180 24	649 23	202 6	7 0	9964 14	900 195	0 0	1 2	0 0	27 0	1 3	397 13
1436 1	9214 7	825 1	395 9	502 28	25 0	44 0	4027 3	1003 91	5 0	3 2	0 0	14 0	0 0	220 9
113 1	883 1	75 3	30 0	91 0	23 0	3 0	623 0	128 79	2 0	3 0	0 0	0 0	0 0	49 2
97 0	489 0	40 0	24 0	27 2	2 0	7 0	240 0	123 19	2 0	3 0	0 0	0 0	0 0	26 3
1024 0	6401 11	696 2	303 7	803 32	142 2	40 0	2665 7	1528 149	15 0	5 1	1 0	1 1	1 0	281 16
212 1	1002 3	87 1	252 1	410 17	30 0	9 0	369 1	279 14	2 0	1 0	0 0	4 0	0 0	75 0

TOWNS	POPULATION	INCIDENT RATE PER 100,000	TOTAL INCIDENTS	Murder and Non-negligent Man-slaughter	Kidnaping/ Abduction	Forcible Rape	Other Forcible Sex Offenses	Robbery	Aggravated Assault	Simple Assault/ Intimidation	Arson	Extortion/ Blackmail
Abingdon PD	7780	6041.13	470	1	0	2	0	2	14	16	0	0
Altavista PD	3425	4934.30	169	0	1	1	2	1	5	47	0	0
Amherst PD	2251	3420.70	77	0	0	0	0	0	6	19	1	0
Appalachia PD	1839	4622.07	85	0	1	1	0	0	6	27	0	0
Ashland PD	6619	8868.40	587	1	5	4	1	12	8	85	4	0
Berryville PD	2963	6378.67	189	0	0	0	1	0	5	22	0	0
Big Stone Gap PD	4856	3995.05	194	0	0	0	1	3	5	46	2	0
Blacksburg PD	39573	3909.23	1547	2	1	4	12	11	55	248	3	1
Blackstone PD	3675	8326.53	306	1	2	3	6	2	2	62	2	0
Bluefield PD	5078	5868.45	298	0	0	0	1	5	3	23	0	0
Bowling Green PD <sup>0</sup>	936		0	0	0	0	0	0	0	0	0	0
Boykins PD <sup>0</sup>	620		0	0	0	0	0	0	0	0	0	0
Bridgewater PD	5203	1249.27	65	0	0	0	0	0	1	10	1	0
Broadway PD	2192	2281.02	50	0	0	0	0	0	1	6	0	0
Brookneal PD	1259	1509.13	19	1	0	1	0	0	2	1	0	0
Burkeville PD <sup>0</sup>	489		0	0	0	0	0	0	0	0	0	0
Cape Charles PD	1134	5820.10	66	0	0	0	1	1	2	12	1	0
Cedar Bluff PD	1085	6543.77	71	0	0	0	0	1	4	7	0	0
Chase City PD	2457	6471.30	159	0	0	1	2	1	2	19	0	0
Chatham PD	1338	1270.55	17	0	0	0	0	0	0	1	0	0
Chilhowie PD	1827	1696.77	31	0	0	0	0	1	1	18	0	0
Chincoteague PD	4317	6949.27	300	0	0	0	0	0	4	61	0	0
Christiansburg PD	16947	1917.74	325	0	0	1	3	2	1	64	0	0
Clarksville PD	1329	5267.11	70	0	0	1	0	0	3	3	0	0
Clifton Forge PD	4289	3963.62	170	1	0	0	0	1	8	34	5	0
Clinchco PD <sup>9</sup>	424	1179.24	5	0	0	0	0	0	0	1	0	0
Clintwood PD	1549	3292.44	51	0	0	1	0	0	0	13	0	0
Coeburn PD <sup>8</sup>	1996	951.90	19	0	0	0	0	0	1	1	0	0
Colonial Beach PD	3228	5359.35	173	0	0	2	2	0	11	23	1	0
Courtland PD	1270		0	0	0	0	0	0	0	0	0	0
Crewe PD	2378	4163.16	99	0	0	0	0	0	6	4	0	0
Culpeper PD	9664	11030.62	1066	0	9	5	10	7	25	303	0	0
Damascus PD	981	1630.98	16	0	0	1	0	0	0	3	0	0
Dayton PD	1344	1711.30	23	0	0	0	0	0	0	1	0	0
Dublin PD	2288	3933.56	90	0	0	0	1	0	0	21	0	0
Dumfries PD	4937	8061.57	398	0	0	0	0	7	18	54	1	1
Edinburg PD	813	2706.02	22	0	0	0	0	0	3	3	1	0
Elkton PD <sup>1</sup>	2042	48.97	1	0	0	0	0	0	0	0	0	0

Burglary	Larceny	Motor Vehicle Theft	Counterfeiting/ Forgery	Fraud	Embezzlement	Stolen Property	Destruction/ Damage/ Vandalism	Drug/ Narcotic Offenses	Non-forcible Sex Offenses	Pornography	Gambling	Prostitution	Bribery	Weapon Law Violation
40	289	14	29	2	4	0	84	2	0	0	0	0	0	2
13	66	7	10	2	3	0	31	3	0	0	0	0	0	5
5	26	0	0	3	0	0	25	1	0	0	0	0	0	0
9	27	0	1	0	1	1	6	5	1	0	0	0	0	3
33	285	20	10	9	0	0	179	23	0	0	0	0	0	5
7	64	2	5	1	0	1	67	28	1	0	0	0	0	3
15	92	3	5	0	0	0	33	3	0	0	0	0	0	1
166	613	30	16	36	2	7	521	56	1	0	0	0	0	16
17	127	1	4	6	5	0	71	30	0	0	0	1	0	8
29	149	4	40	15	1	1	49	9	0	1	0	0	0	2
0	0	0	0	0	0	0	0	0	0	0	0	0	0	0
0	0	0	0	0	0	0	0	0	0	0	0	0	0	0
6	33	4	0	2	1	1	9	7	0	0	0	0	0	1
2	21	2	1	3	2	1	13	5	0	0	0	0	0	1
2	8	1	0	0	0	0	3	0	0	0	0	0	0	1
0	0	0	0	0	0	0	0	0	0	0	0	0	0	0
7	20	1	2	0	0	0	21	0	0	0	0	0	0	3
4	39	2	5	1	0	0	7	7	0	0	0	0	0	0
18	68	4	1	0	1	2	48	17	0	0	0	0	0	3
0	10	0	0	0	0	0	6	0	0	0	0	0	0	0
1	12	0	0	0	0	0	3	0	0	0	0	0	1	3
48	140	2	1	4	0	0	80	8	0	0	0	0	0	5
18	152	5	14	12	8	0	41	28	0	0	0	0	0	4
5	25	3	2	0	0	3	8	18	0	0	0	0	0	4
6	46	5	2	0	0	0	67	15	0	0	0	0	0	5
0	4	0	0	0	0	0	0	0	0	0	0	0	0	0
1	27	0	0	0	0	0	11	0	0	0	0	0	0	0
2	8	1	0	2	0	0	7	0	0	0	0	0	0	0
32	66	9	1	6	1	0	56	12	0	0	0	0	0	6
0	0	0	0	0	0	0	0	0	0	0	0	0	0	0
0	57	0	1	0	0	0	28	3	0	0	0	0	0	0
29	288	14	62	35	26	2	173	207	2	0	0	1	0	21
4	3	0	0	0	0	0	3	3	0	0	0	0	0	0
1	9	3	3	1	0	0	5	1	0	0	0	0	0	0
3	44	3	6	3	0	0	8	6	0	0	0	0	0	3
58	161	21	5	6	4	3	116	26	0	0	0	0	0	8
3	9	1	0	0	0	0	7	0	0	0	0	0	0	0
0	0	0	0	0	0	0	0	1	0	0	0	0	0	0



TOWNS	POPULATION	INCIDENT RATE PER 100,000	TOTAL INCIDENTS	Murder and Non- negligent Man- slaughter	Kidnaping/ Abduction	Forcible Rape	Other Forcible Sex Offenses	Robbery	Aggravated Assault	Simple Assault/ Intimida- tion	Arson	Extortion/ Blackmail
Exmore PD <sup>2</sup>	1136	1320.42	15	0	0	0	0	1	3	2	0	0
Farmville PD	6845	4821.03	330	1	0	0	0	4	16	34	1	0
Fries PD	614	325.73	2	0	0	0	0	0	0	0	0	0
Front Royal PD	13589	10228.86	1390	0	1	13	5	9	19	356	3	0
Gate City PD	2159	2547.47	55	0	0	0	0	0	1	8	0	0
Glade Springs PD	1374	727.80	10	0	0	0	0	0	0	1	0	0
Glasgow PD <sup>0</sup>	1046		0	0	0	0	0	0	0	0	0	0
Glen Lyn PD	151	13907.28	21	0	0	0	1	0	2	4	2	0
Gordonsville PD	1498	4939.91	74	0	0	0	0	1	2	9	0	0
Gretna PD	1257	1591.08	20	0	1	1	3	0	0	4	0	0
Grottoes PD	2114	1182.59	25	0	0	0	0	0	0	2	0	0
Grundy PD	1105	1266.96	14	0	0	0	0	1	1	1	0	0
Halifax PD	1389	2087.83	29	0	0	0	0	0	0	4	0	0
Haymarket PD	879	3299.20	29	0	0	0	0	1	1	4	0	0
Haysi PD	186		0	0	0	0	0	0	0	0	0	0
Herndon PD	21655	6372.66	1380	0	17	10	11	24	31	360	0	0
Hillsville PD <sup>0</sup>	2607		0	0	0	0	0	0	0	0	0	0
Honaker PD	945	3809.52	36	0	0	0	0	0	3	3	0	0
Hurt PD	1276	1097.17	14	0	0	0	0	0	0	4	0	0
Independence PD	971	1750.77	17	0	0	0	0	0	0	6	0	0
Jonesville PD	995	2914.57	29	0	0	0	0	1	2	4	0	0
Kenbridge PD	1253	5027.93	63	0	0	0	1	0	0	39	1	0
Kilmarnock PD <sup>0</sup>	1244		0	0	0	0	0	0	0	0	0	0
LaCrosse PD	618	6472.49	40	0	0	0	0	1	1	4	0	0
Lawrenceville PD	1275	4862.74	62	0	0	0	0	1	0	5	1	0
Lebanon PD	3273	5652.30	185	0	1	1	0	0	4	30	2	0
Leesburg PD	28311	7089.11	2007	6	12	12	13	22	48	568	4	1
Louisa PD <sup>0</sup>	1401		0	0	0	0	0	0	0	0	0	0
Luray PD	4871	2196.67	107	0	0	1	0	1	1	0	0	0
Marion PD	6349	6851.47	435	0	1	2	2	4	8	69	2	0
McKenney PD <sup>0</sup>	441		0	0	0	0	0	0	0	0	0	0
Middleburg PD	632	8069.62	51	0	0	0	0	0	1	4	0	0
Middletown PD	1015	1773.39	18	0	0	1	0	0	0	5	0	0
Mt. Jackson PD	1664	4387.01	73	0	0	0	0	1	1	20	0	0
Narrows PD	2111	1563.24	33	0	0	0	2	0	1	5	1	0
New Market PD	1637	4520.46	74	0	0	0	0	0	4	9	0	0
Occoquan PD	759	1054.01	8	0	0	0	0	0	0	0	0	0
Onancock PD	1525	1901.63	29	0	0	0	0	0	0	6	0	0

Burglary	Larceny	Motor Vehicle Theft	Counterfeiting/ Forgery	Fraud	Embezzlement	Stolen Property	Destruction/ Damage/ Vandalism	Drug/ Narcotic Offenses	Non-forcible Sex Offenses	Pornography	Gambling	Prostitution	Bribery	Weapon Law Violation
4	6	2	0	0	0	0	5	0	0	0	0	0	0	0
5	158	3	4	2	2	1	57	40	0	1	2	0	0	3
0	0	0	0	0	0	0	1	1	0	0	0	0	0	0
75	502	36	27	25	6	2	437	90	7	0	0	0	0	11
5	21	4	2	1	0	0	13	5	0	0	0	0	0	3
1	7	0	0	0	0	0	1	0	0	0	0	0	0	0
0	0	0	0	0	0	0	0	0	0	0	0	0	0	0
0	6	0	0	0	0	0	3	7	0	0	0	0	0	0
4	24	2	2	1	1	0	24	10	0	0	0	0	0	3
0	6	1	3	0	0	0	2	1	0	0	0	0	0	0
2	9	0	0	0	0	1	2	10	0	0	0	0	0	1
1	6	0	0	0	1	0	1	2	0	0	0	0	0	0
4	13	0	0	1	0	0	9	2	0	0	0	0	0	0
3	13	0	0	0	0	0	4	3	0	0	0	0	0	0
0	0	0	0	0	0	0	0	0	0	0	0	0	0	0
38	537	33	17	42	5	6	331	78	2	1	0	0	0	11
0	0	0	0	0	0	0	0	0	0	0	0	0	0	0
9	12	2	0	0	0	0	9	4	0	0	0	0	0	0
1	7	0	1	0	0	0	1	0	0	0	0	0	0	0
2	7	1	0	0	0	0	2	1	0	0	0	0	0	0
7	11	1	0	1	0	0	5	0	0	0	0	0	0	1
3	16	1	2	0	0	0	8	5	1	2	0	0	0	0
0	0	0	0	0	0	0	0	0	0	0	0	0	0	0
1	12	0	3	1	0	0	7	10	0	0	0	0	0	1
0	30	2	0	2	0	0	7	10	0	0	0	0	0	4
17	82	6	6	3	3	1	28	5	0	0	0	0	0	3
60	759	52	52	81	27	8	459	166	2	0	0	2	0	46
0	0	0	0	0	0	0	0	0	0	0	0	0	0	0
19	57	4	1	1	2	0	49	0	0	0	0	0	0	0
23	174	6	26	15	1	2	75	52	3	0	0	0	0	7
0	0	0	0	0	0	0	0	0	0	0	0	0	0	0
4	21	1	1	2	0	0	17	3	0	0	0	0	0	0
1	4	0	0	0	0	0	7	1	0	0	0	0	0	1
5	28	2	1	2	0	0	30	1	0	0	0	0	0	0
1	14	4	0	1	0	0	5	1	0	0	0	0	0	2
3	38	2	1	4	1	2	4	6	0	0	0	0	0	1
0	4	1	0	0	0	0	3	0	0	0	0	0	0	0
2	15	2	0	0	0	0	3	2	0	0	0	0	0	0

TOWNS	POPULATION	INCIDENT RATE PER 100,000	TOTAL INCIDENTS	Murder and Non- negligent Man- slaughter	Kidnaping/ Abduction	Forcible Rape	Other Forcible Sex Offenses	Robbery	Aggravated Assault	Simple Assault/ Intimida- tion	Arson	Extortion/ Blackmail
Onley PD	496	13306.45	66	1	2	0	0	0	2	6	0	2
Orange PD	4123	5044.87	208	0	0	1	3	3	4	59	0	0
Parksley PD	837		0	0	0	0	0	0	0	0	0	0
Pearisburg PD <sup>7</sup>	2729	1502.38	41	0	0	1	0	0	0	5	0	0
Pembroke PD <sup>11</sup>	1134	352.73	4	0	0	0	1	0	0	0	0	0
Pennington Gap PD	1781	2358.22	42	0	0	0	0	1	0	3	1	0
Pocahontas PD <sup>5</sup>	441	907.02	4	0	0	0	0	0	0	1	0	0
Pound PD	1089	6519.74	71	0	0	1	1	0	9	10	0	0
Pulaski PD	9473	8592.84	814	2	3	7	11	2	25	139	4	0
Purcellville PD	3584	474.33	17	0	0	0	0	0	1	1	0	0
Quantico PD	561	4278.07	24	0	0	0	0	0	3	10	1	0
Rich Creek PD <sup>0</sup>	665		0	0	0	0	0	0	0	0	0	0
Richlands PD	4144	10979.72	455	0	0	3	1	2	12	73	2	0
Rocky Mount PD	4066	7255.28	295	0	0	2	3	2	10	35	0	0
Rural Retreat PD	1350		0	0	0	0	0	0	0	0	0	0
Saltville PD	2204	6760.43	149	0	0	0	0	0	2	18	1	0
Shenandoah PD	1878	5218.31	98	0	0	0	1	0	3	8	1	0
Smithfield PD	6324	11432.63	723	0	0	1	6	2	14	213	4	0
South Boston PD	8491	7125.19	605	2	2	2	4	13	17	119	1	0
South Hill PD	4403	6745.40	297	0	1	4	0	7	17	41	1	0
St. Paul PD <sup>6</sup>	1000		0	0	0	0	0	0	0	0	0	0
Stanley PD	1326	527.90	7	0	0	0	0	0	0	1	0	0
Stephens City PD	1146	7155.32	82	0	0	0	0	0	0	26	0	0
Strasburg PD	4017	3958.17	159	0	0	2	0	0	2	23	1	0
Tappahannock PD	2068	12137.33	251	0	0	0	1	0	6	46	0	0
Tazewell PD	4206	6966.23	293	0	3	1	1	1	6	21	0	0
Timberville PD	1739	920.06	16	0	0	0	0	0	0	5	0	0
Victoria PD	1821	2690.82	49	0	0	0	0	0	13	10	1	0
Vienna PD <sup>4</sup>	14453	1293.84	187	0	0	2	1	3	2	23	1	0
Vinton PD	7782	7877.15	613	0	2	5	2	1	23	183	3	0
Warrenton PD	6670	4962.51	331	0	2	2	5	4	11	76	0	0
Warsaw PD	1375	1672.72	23	0	0	0	0	0	2	3	0	0
Waverly PD	2309	3204.85	74	0	0	0	0	1	0	10	0	0
Weber City PD	1333	4726.18	63	0	0	0	1	0	4	6	0	0
West Point PD	2866	7676.20	220	0	0	1	0	5	5	54	1	0
Wise PD	3255	7373.27	240	0	1	0	1	1	0	32	0	0
Woodstock PD	3952	3188.25	126	0	0	0	2	1	2	23	0	0
Wytheville PD	7804	8751.92	683	0	2	5	7	1	19	109	1	0

Burglary	Larceny	Motor Vehicle Theft	Counterfeiting/ Forgery	Fraud	Embezzlement	Stolen Property	Destruction/ Damage/ Vandalism	Drug/ Narcotic Offenses	Non-forcible Sex Offenses	Pornography	Gambling	Prostitution	Bribery	Weapon Law Violation
3	33	1	5	1	1	0	5	12	0	0	0	0	0	1
13	90	17	8	4	3	0	27	9	1	0	0	0	0	4
0	0	0	0	0	0	0	0	0	0	0	0	0	0	0
1	18	0	4	1	1	0	7	3	0	0	0	0	0	0
0	2	0	0	0	0	0	1	0	0	0	0	0	0	0
7	21	1	0	0	0	4	3	1	0	0	0	0	0	0
0	2	0	0	1	0	0	0	0	0	0	0	0	0	0
6	38	1	2	0	0	0	21	3	0	0	0	0	0	1
82	364	17	45	18	1	7	153	128	3	0	0	0	0	21
0	14	0	0	0	0	0	1	0	0	0	0	0	0	0
0	4	1	1	0	0	0	4	2	2	0	0	1	0	1
0	0	0	0	0	0	0	0	0	0	0	0	0	0	0
40	174	6	39	46	1	1	77	80	1	0	0	0	0	8
20	136	9	8	27	1	1	47	37	1	0	0	0	0	8
0	0	0	0	0	0	0	0	0	0	0	0	0	0	0
17	54	1	2	0	1	0	60	6	0	0	0	0	0	0
1	19	7	0	0	0	0	28	28	0	0	0	0	0	6
28	278	30	15	22	5	2	192	29	0	0	0	0	0	18
58	248	24	29	4	3	2	113	27	0	1	0	0	0	20
24	125	6	16	4	4	3	74	9	0	0	0	0	0	2
0	0	0	0	0	0	0	0	0	0	0	0	0	0	0
0	3	1	0	0	0	0	2	0	0	0	0	0	0	0
9	23	1	0	0	2	0	28	0	0	0	0	0	0	3
7	70	1	3	5	0	0	54	4	0	0	0	0	0	2
17	101	7	22	6	3	2	53	30	1	0	0	0	0	4
51	139	5	14	19	0	2	78	11	0	0	0	0	0	6
2	3	1	1	1	0	1	6	0	0	0	0	0	0	0
0	9	3	1	0	1	0	3	11	0	0	0	0	0	1
10	63	4	3	11	0	0	59	20	1	1	0	0	0	4
25	213	12	14	9	8	1	122	95	0	0	0	0	0	13
5	115	15	7	9	6	0	82	25	0	0	0	0	0	7
1	9	0	1	0	0	0	9	1	0	0	0	0	0	0
10	36	2	1	0	0	0	16	2	0	0	0	0	0	1
3	31	3	3	1	0	1	9	4	0	0	0	0	0	0
10	69	11	7	8	1	0	70	5	0	0	0	0	0	4
21	107	6	19	4	3	0	46	29	0	0	0	0	0	3
4	74	4	5	10	0	0	10	7	0	0	0	0	0	2
36	360	14	32	17	2	0	171	10	0	0	0	0	0	12

<b>CITIES &amp; STATE POLICE</b>	POPULATION	INCIDENT RATE PER 100,000	TOTAL INCIDENTS	Murder and Non- negligent Man- slaughter	Kidnaping/ Abduction	Forcible Rape	Other Forcible Sex Offenses	Robbery	Aggravated Assault	Simple Assault/ Intimida- tion	Arson	Extortion/ Blackmail
Alexandria PD State Police	137500	6097.45	8384 24	3 0	15 0	20 0	24 0	177 0	217 2	1442 2	16 0	0 0
Bedford PD State Police	6400	9890.62	633 2	0 0	3 0	11 0	16 0	5 0	15 0	195 0	0 0	1 0
Bristol PD State Police	17300	10549.13	1825 3	0 0	4 0	3 0	16 0	9 0	80 0	567 0	9 0	0 0
Buena Vista PD State Police	6300	2650.79	167 5	0 0	0 0	1 0	1 0	0 0	15 0	33 0	0 0	0 0
Charlottesville PD State Police	39800	8492.46	3380 3	3 0	16 0	26 0	29 0	73 0	243 0	726 0	8 0	0 0
Chesapeake PD State Police	205100	6543.63	13421 49	6 0	132 0	66 0	139 0	323 0	975 5	3127 5	18 0	1 0
Colonial Heights PD State Police	17000	10870.58	1848 22	0 0	6 0	4 0	14 0	21 0	18 1	278 0	12 0	0 0
Covington PD State Police	6300	9111.11	574 14	2 0	0 0	0 0	4 0	5 0	12 0	118 0	1 0	0 0
Danville PD State Police	47100	10471.33	4932 10	3 0	6 0	13 0	13 1	69 0	216 1	1460 0	19 0	2 0
Emporia PD State Police	5500	16036.36	882 61	0 0	3 0	5 0	6 0	26 0	33 0	203 0	6 0	0 0
Fairfax PD <sup>0</sup> State Police	22400		0 0	0 0	0 0	0 0	0 0	0 0	0 0	0 0	0 0	0 0
Falls Church PD State Police	11100	7036.03	781 1	0 0	1 0	0 0	1 0	5 0	11 0	137 0	4 0	0 0
Franklin PD State Police	8100	11629.62	942 5	0 0	0 0	0 0	9 0	9 0	19 1	244 0	2 0	0 0
Fredericksburg PD State Police	20100	9631.84	1936 56	0 0	15 0	7 0	17 0	47 0	89 4	242 0	3 0	0 0
Galax PD <sup>10</sup> State Police	6700	9910.44	664 3	0 0	1 0	3 0	0 0	4 0	13 0	130 1	0 0	0 0
Hampton PD State Police	145200	7678.37	11149 131	9 0	53 0	37 0	97 1	292 0	271 9	1793 1	35 0	2 0
Harrisonburg PD State Police	42200	5900.47	2490 144	0 0	7 0	19 0	21 0	10 0	100 1	371 0	13 0	0 0
Hopewell PD State Police	22300	11121.07	2480 12	2 0	15 0	8 0	16 0	48 0	111 0	830 0	6 0	0 0
Lexington PD State Police	7000	3314.28	232 0	0 0	1 0	1 0	4 0	4 0	4 0	44 0	0 0	0 0
Lynchburg PD State Police	65600	9272.86	6083 23	6 0	35 0	24 0	72 0	87 0	192 0	2122 0	19 0	0 0
Manassas PD State Police	37000	8200.00	3034 3	1 0	24 0	9 1	30 1	43 0	54 0	824 0	13 0	1 0
Manassas Park PD State Police	11700	4888.88	572 0	0 0	3 0	3 0	2 0	1 0	8 0	97 0	5 0	0 0
Martinsville PD State Police	15200	11250.00	1710 1	2 0	3 0	7 0	11 0	13 0	43 0	332 0	2 0	0 0
Newport News PD State Police	179300	10819.29	19399 104	20 0	147 0	107 0	196 0	425 0	821 8	4648 0	119 0	2 0

Burglary	Larceny	Motor Vehicle Theft	Counterfeiting/ Forgery	Fraud	Embezzlement	Stolen Property	Destruction/ Damage/ Vandalism	Drug/ Narcotic Offenses	Non-forcible Sex Offenses	Pornography	Gambling	Prostitution	Bribery	Weapon Law Violation
4800	40812	7360	990	3367	570	180	21762	4158	40	00	10	130	10	551
300	1870	60	500	100	20	30	1221	481	60	00	00	00	00	110
720	5971	330	710	371	100	30	4040	1441	20	00	00	00	00	120
60	630	40	51	53	30	00	330	71	00	00	00	00	00	21
2090	11810	1430	371	1271	330	70	9610	2741	50	30	00	00	00	520
13750	67513	6291	2267	4124	890	540	2521	123323	140	00	20	10	10	8031
910	8571	450	750	9510	520	40	3470	1799	00	00	00	00	00	211
520	2490	190	240	54	20	00	1480	2310	00	00	00	10	00	120
2960	18260	1030	1020	1226	210	60	10540	2580	40	00	00	50	00	1071
620	3310	300	370	145	20	10	1660	6156	00	00	00	10	00	341
00	00	00	00	00	00	00	00	00	00	00	00	00	00	00
380	3670	511	160	320	40	20	1680	440	00	00	20	00	10	110
570	3620	260	170	152	130	90	2310	671	10	00	10	00	00	271
740	7433	860	460	734	380	120	4474	29447	10	00	00	50	00	360
180	2180	130	800	140	30	10	1210	822	10	00	00	00	00	130
9760	45653	8782	1534	42543	1840	392	27111	76566	90	50	10	220	00	3418
2020	10358	712	410	8912	200	130	8352	303118	30	40	00	10	00	764
2250	7520	1000	470	311	20	100	6970	26311	00	10	00	00	10	840
130	1050	20	40	80	10	00	580	170	00	10	00	00	00	50
4250	20123	2060	1230	22112	240	300	10300	4899	30	20	40	130	10	1740
1100	10300	1291	550	1390	200	10	5651	2660	60	20	00	10	00	790
150	1970	440	110	160	40	10	1690	360	00	00	00	00	00	290
540	5750	290	1560	740	160	00	3300	1611	00	00	00	00	00	250
15870	70220	12972	2430	63727	1030	990	43371	123463	100	81	10	190	00	6244

<b>CITIES &amp; STATE POLICE</b>	POPULATION	INCIDENT RATE PER 100,000	TOTAL INCIDENTS	Murder and Non-negligent Man-slaughter	Kidnaping/ Abduction	Forcible Rape	Other Forcible Sex Offenses	Robbery	Aggravated Assault	Simple Assault/ Intimidation	Arson	Extortion/ Blackmail
Norfolk PD State Police	234100	10969.24	25679 119	39 0	64 0	117 0	192 0	716 0	506 10	3892 5	23 0	3 0
Norton PD State Police	3900	10512.82	410 1	0 0	1 0	2 0	4 0	0 0	15 0	50 0	2 0	0 0
Petersburg PD State Police	32200	14742.23	4747 49	6 0	27 0	18 0	46 0	79 0	159 1	928 0	13 0	0 0
Poquoson PD State Police	11600	3051.72	354 0	0 0	1 0	2 0	2 0	0 0	5 0	42 0	7 0	0 0
Portsmouth PD State Police	98400	13225.60	13014 24	10 0	92 0	38 0	38 0	428 0	527 4	3189 0	20 0	1 0
Radford PD <sup>0</sup> State Police	15500		0 19	0 0	0 0	0 0	0 0	0 0	0 0	0 0	0 0	0 0
Richmond PD State Police	193000	15716.58	30333 154	77 0	144 0	119 0	172 0	1294 0	1138 5	4965 5	191 0	3 0
Roanoke PD State Police	94600	7067.65	6686 55	9 0	9 1	28 0	44 1	84 0	285 0	1404 0	27 0	0 1
Salem PD State Police	24900	6044.17	1505 18	0 0	3 0	3 0	8 0	13 0	11 0	281 1	6 0	0 0
Staunton PD State Police	23500	9080.85	2134 18	0 0	4 0	6 0	15 0	6 0	42 0	467 0	5 0	0 0
Suffolk PD State Police	69200	9241.32	6395 27	4 0	30 0	24 0	51 0	111 0	295 0	1731 0	31 0	0 0
Virginia Beach PD State Police	428400	7231.79	30981 144	3 0	106 0	129 0	227 0	445 0	383 12	6299 1	174 0	4 0
Waynesboro PD State Police	19600	9285.71	1820 7	0 0	10 0	8 0	22 0	18 0	127 0	405 0	7 0	1 0
Williamsburg PD State Police	12600	4952.38	624 47	0 0	7 0	3 0	7 0	12 0	8 0	140 0	0 0	0 0
Winchester PD State Police	24600	13861.78	3410 128	0 0	3 0	15 0	37 0	30 0	41 0	859 0	5 0	0 0
<b>COLLEGES &amp; UNIVERSITIES</b>												
Christopher Newport University PD			181	0	0	2	0	0	1	7	1	0
Emory & Henry Campus Police			6	0	0	0	0	0	0	0	0	0
Ferrum College Police			75	0	0	1	0	0	2	6	0	0
George Mason University PD			539	0	1	0	1	1	1	44	2	0
Hampton University PD			166	0	0	0	0	1	2	22	0	0
James Madison University PD			333	0	0	3	1	0	3	17	4	0
Longwood College PD			91	0	0	0	0	0	2	7	0	0
Mary Washington College PD			154	0	0	0	0	0	0	2	1	0

Burglary	Larceny	Motor Vehicle Theft	Counterfeiting/ Forgery	Fraud	Embezzlement	Stolen Property	Destruction/ Damage/ Vandalism	Drug/ Narcotic Offenses	Non-forcible Sex Offenses	Pornography	Gambling	Prostitution	Bribery	Weapon Law Violation
1573 0	12142 2	1630 0	419 8	212 24	90 1	31 0	4580 2	1544 75	12 0	2 0	0 0	123 0	0 0	108 8
27 0	211 0	15 0	7 0	2 0	2 0	6 0	118 0	19 1	0 0	1 0	0 0	0 0	0 0	7 0
286 0	1825 0	284 0	91 1	126 9	13 0	95 0	1353 0	395 36	3 0	0 0	1 0	3 0	0 0	102 2
18 0	113 0	6 0	12 0	15 0	1 0	0 0	116 0	65 0	0 0	0 0	0 0	0 0	0 0	6 0
1338 0	5100 3	648 1	127 1	102 10	88 0	98 0	3920 0	952 5	7 0	4 0	1 0	12 0	1 0	353 5
0 0	0 0	0 0	0 0	0 4	0 0	0 0	0 0	0 15	0 0	0 0	0 0	0 0	0 0	0 0
2994 0	12191 12	2544 4	179 11	129 13	24 2	10 0	6349 2	1536 102	10 0	0 0	4 0	283 0	0 0	743 15
415 0	2617 1	198 1	139 0	165 27	53 0	7 0	1510 2	663 22	10 0	2 0	2 0	35 0	0 0	141 0
54 0	627 1	39 0	150 0	26 11	29 1	11 0	386 1	119 3	0 0	1 0	0 0	0 0	0 0	24 0
139 0	770 2	51 0	154 0	81 9	17 0	8 0	514 0	121 7	2 0	2 0	0 0	0 0	0 0	23 0
462 0	2682 0	181 1	111 3	117 2	23 0	15 0	1319 0	290 22	0 0	4 0	1 0	1 0	0 0	178 0
2164 0	13546 2	863 1	310 9	799 27	314 0	63 0	6739 2	2724 87	20 0	10 0	2 0	53 0	0 0	491 14
119 0	672 3	36 0	74 0	61 2	15 0	9 0	393 0	117 2	0 0	1 0	0 0	0 0	0 0	43 0
26 0	267 1	18 0	7 0	24 0	9 0	1 0	164 0	26 45	0 0	0 0	0 0	1 0	0 0	8 3
132 0	1305 1	44 0	95 0	133 12	33 0	35 0	735 0	589 116	1 0	1 0	0 0	2 0	0 0	48 0
1	99	2	0	1	0	1	54	10	0	0	0	0	0	2
0	6	0	0	0	0	0	0	0	0	0	0	0	0	0
5	43	0	0	0	0	0	14	3	0	1	0	0	0	2
16	318	13	4	8	3	3	90	81	0	0	0	0	0	4
27	97	4	0	10	2	1	25	7	0	1	0	0	0	6
16	175	0	5	11	2	2	76	65	0	3	1	0	0	6
0	47	0	0	0	0	0	32	3	0	0	0	0	0	0
0	65	0	0	0	0	2	98	0	0	0	0	0	0	0



<b>COLLEGES &amp; UNIVERSITIES</b>	POPULATION	INCIDENT RATE PER 100,000	TOTAL INCIDENTS	Murder and Non-negligent Man-slaughter	Kidnaping/ Abduction	Forcible Rape	Other Forcible Sex Offenses	Robbery	Aggravated Assault	Simple Assault/ Intimidation	Arson	Extortion/ Blackmail
Norfolk State University PD			355	0	0	1	5	8	0	29	7	0
N. Virginia Comm College PD			245	0	0	0	0	1	1	12	0	0
Old Dominion Campus PD			244	0	0	0	1	1	1	10	0	0
Radford University PD			284	0	0	1	0	0	6	47	3	0
Thomas Nelson Comm Col PD			34	0	0	0	0	0	0	1	0	0
University of Richmond PD			267	0	0	3	0	0	2	16	8	0
University of Virginia PD			514	0	2	2	2	2	15	43	6	1
UVA's College at Wise PD			5	0	1	0	0	0	0	1	0	0
VA Commonwealth University PD			899	0	0	1	0	5	20	86	3	0
Virginia Tech Police Department <sup>0</sup>			0	0	0	0	0	0	0	0	0	0
VA Western Comm. College PD			14	0	0	0	0	0	0	5	0	0
VMI Post Police			21	0	0	0	0	0	0	1	0	0
Virginia State Univ. Police			221	0	0	2	2	4	2	38	0	0
William & Mary College PD			396	0	0	0	0	2	5	31	3	0
<b>OTHER AGENCIES</b>												
Chesapeake Bay Bridge Tunnel <sup>0</sup>			0	0	0	0	0	0	0	0	0	0
Dept. Alcoholic Beverage Control			257	0	0	0	0	2	1	5	0	0
Dept. of Conservation and Recreation			38	0	0	0	0	0	0	0	2	0
Division of Capitol Police			124	0	0	0	0	1	0	6	0	1
Metro. Washington Airport Authority			548	1	1	0	0	0	4	30	0	0
Norfolk Airport Authority			114	0	0	0	0	0	1	7	0	0
Richmond International Airport			37	0	0	0	0	0	0	2	0	0
Southside VA Training Center			241	1	0	7	17	0	21	134	0	0
Virginia Port Authority			6	0	0	0	0	0	0	0	0	0

<sup>0-11</sup> For those agencies without full year submission, footnote represents number of months of data submitted.

Burglary	Larceny	Motor Vehicle Theft	Counterfeiting/ Forgery	Fraud	Embezzlement	Stolen Property	Destruction/ Damage/ Vandalism	Drug/ Narcotic Offenses	Non-forcible Sex Offenses	Pornography	Gambling	Prostitution	Bribery	Weapon Law Violation
61	206	16	3	4	1	0	79	7	0	0	0	0	0	5
1	174	4	4	1	0	0	60	1	0	0	0	0	0	0
5	132	3	4	3	0	4	102	6	0	0	0	0	0	2
7	121	1	2	8	0	3	71	37	0	0	0	0	0	2
0	25	0	2	3	0	0	4	0	0	1	0	0	0	0
16	114	2	2	8	0	1	128	13	0	0	0	0	0	0
8	312	9	2	11	2	1	100	38	0	1	0	0	0	3
0	3	0	0	0	0	0	0	1	0	0	0	0	0	0
11	578	6	13	17	4	3	29	152	0	0	0	0	0	23
0	0	0	0	0	0	0	0	0	0	0	0	0	0	0
0	8	0	0	0	0	0	4	0	0	0	0	0	0	0
0	13	0	0	0	0	0	0	7	0	0	0	0	0	0
3	115	2	0	0	0	0	51	12	0	0	0	0	0	3
9	232	4	1	3	0	0	106	15	0	1	0	0	0	2
0	0	0	0	0	0	0	0	0	0	0	0	0	0	0
1	33	0	39	70	2	0	2	101	0	0	7	0	0	4
2	21	0	0	0	0	0	4	10	0	0	0	0	0	3
0	76	2	4	1	1	0	29	1	0	1	0	0	1	3
2	225	71	8	7	2	11	135	19	0	0	0	0	0	44
0	41	3	0	2	0	1	13	8	0	0	0	0	0	42
1	25	4	0	0	0	0	2	3	0	0	0	0	0	0
0	41	0	0	0	0	0	22	0	0	0	0	0	0	0
0	5	0	0	0	0	0	1	0	0	0	0	0	0	0



# **IX**

## **Arrest Totals By County, City and Other**

# Adult and Juvenile Arrests By County, City and Other

ARRESTS BY OFFENSE	Accomack		Albemarle		Alleghany		Amelia		Amherst		Appomattox	
	Adult	Juv	Adult	Juv	Adult	Juv	Adult	Juv	Adult	Juv	Adult	Juv
Murder	1	0	4	0	2	0	0	0	1	0	0	0
Manslaughter	0	0	0	0	0	0	0	0	0	0	0	0
Kidnaping	3	0	8	0	0	0	0	0	3	0	0	0
Sex Offenses, Forcible	4	1	14	2	4	1	3	0	5	0	4	0
Robbery	9	1	9	0	0	0	2	0	1	0	7	0
Aggravated Assault	30	3	26	6	13	0	2	2	14	1	3	1
Simple Assault/Intimidation	252	5	346	30	184	4	85	9	83	1	23	11
Arson	0	0	0	0	0	0	0	0	1	2	1	0
Extortion/Blackmail	0	0	0	0	0	0	0	0	0	0	0	0
Burglary	18	2	57	7	1	0	12	4	13	0	8	3
Larceny	70	12	146	98	24	3	5	1	47	1	11	3
Motor Vehicle Theft	5	3	4	0	4	1	4	1	4	0	0	1
Counterfeiting/Forgery	17	0	23	1	1	0	4	0	71	0	2	0
Fraud	6	0	68	3	1	0	1	0	3	0	4	0
Embezzlement	2	0	29	2	1	0	1	0	7	0	0	0
Stolen Property	4	0	7	0	0	0	2	1	0	0	1	2
Vandalism	26	8	32	7	21	0	4	0	8	0	3	2
Drug/Narcotic Offenses	141	12	146	20	42	8	21	5	80	1	14	0
Sex Offenses, Nonforcible	1	1	2	0	1	0	1	0	0	0	0	0
Pornography	0	0	2	0	0	0	0	0	0	0	0	0
Gambling	0	0	0	0	0	0	0	0	0	0	0	0
Prostitution	0	0	0	0	0	0	0	0	4	0	0	0
Bribery	0	0	0	0	0	0	0	0	0	0	0	0
Weapon Law Violations	20	0	13	3	14	1	7	3	8	0	1	2
<b>TOTAL GROUP A</b>	<b>609</b>	<b>48</b>	<b>936</b>	<b>179</b>	<b>313</b>	<b>18</b>	<b>154</b>	<b>26</b>	<b>353</b>	<b>6</b>	<b>82</b>	<b>25</b>
Bad Checks	213	0	386	0	47	0	81	0	10	0	0	0
Curfew/Loitering/Vagrancy	0	1	0	8	0	4	0	0	0	0	0	1
Disorderly Conduct	7	7	23	8	18	19	3	1	12	0	3	0
Driving Under Influence	91	3	216	3	110	2	35	0	182	1	42	1
Drunkenness	110	0	124	4	138	0	11	0	211	0	5	0
Family Offenses, Nonforcible	8	0	1	0	4	0	0	0	0	0	0	0
Liquor Laws Violations	5	2	65	38	43	14	1	3	9	0	2	2
Peeping Tom	0	0	3	0	0	0	0	0	0	0	0	0
Runaway	0	0	0	0	0	0	0	0	0	0	0	0
Trespass of Real Property	20	1	36	9	23	1	12	0	2	0	2	0
Conspiracy	0	0	0	0	1	0	1	0	1	0	0	0
All Other (except Traffic)	362	8	690	31	429	31	139	5	69	1	25	0
<b>TOTAL GROUP B</b>	<b>816</b>	<b>22</b>	<b>1544</b>	<b>101</b>	<b>813</b>	<b>71</b>	<b>283</b>	<b>9</b>	<b>496</b>	<b>2</b>	<b>79</b>	<b>4</b>
<b>GRAND TOTAL</b>	<b>1425</b>	<b>70</b>	<b>2480</b>	<b>280</b>	<b>1126</b>	<b>89</b>	<b>437</b>	<b>35</b>	<b>849</b>	<b>8</b>	<b>161</b>	<b>29</b>

# Adult and Juvenile Arrests By County, City and Other

ARRESTS BY OFFENSE	Arlington		Augusta		Bath		Bedford		Bland		Botetourt	
	Adult	Juv	Adult	Juv	Adult	Juv	Adult	Juv	Adult	Juv	Adult	Juv
Murder	1	0	2	0	0	0	0	0	0	0	1	0
Manslaughter	0	0	0	0	0	0	0	0	0	0	0	0
Kidnaping	5	4	9	0	0	0	4	0	0	0	0	0
Sex Offenses, Forcible	28	1	15	1	0	0	11	1	0	0	3	2
Robbery	43	7	0	0	0	0	1	2	0	0	3	0
Aggravated Assault	60	13	12	1	0	0	23	2	2	0	8	0
Simple Assault/Intimidation	576	82	131	9	5	0	310	49	5	0	57	11
Arson	0	2	0	0	0	0	0	0	0	0	1	0
Extortion/Blackmail	0	0	0	0	0	0	0	0	0	0	0	0
Burglary	42	14	34	1	4	0	23	1	2	0	13	7
Larceny	651	258	84	10	2	0	69	15	1	0	48	9
Motor Vehicle Theft	14	11	2	0	0	0	11	0	0	0	4	0
Counterfeiting/Forgery	72	2	30	0	0	0	43	1	0	0	20	1
Fraud	85	5	23	1	1	0	36	2	0	0	3	0
Embezzlement	39	0	8	0	0	0	4	0	0	0	5	0
Stolen Property	49	2	26	0	0	0	1	0	0	0	1	0
Vandalism	49	39	17	8	0	0	36	10	0	0	35	5
Drug/Narcotic Offenses	467	87	91	6	5	0	88	38	21	0	79	6
Sex Offenses, Nonforcible	0	3	3	0	0	0	0	0	0	0	2	0
Pornography	0	1	0	0	0	0	1	0	0	0	1	0
Gambling	2	0	0	0	0	0	0	0	0	0	0	0
Prostitution	14	0	1	0	0	0	0	0	0	0	0	0
Bribery	0	0	0	0	0	0	0	0	0	0	0	0
Weapon Law Violations	49	10	13	0	0	0	31	8	0	0	8	2
<b>TOTAL GROUP A</b>	<b>2246</b>	<b>541</b>	<b>501</b>	<b>37</b>	<b>17</b>	<b>0</b>	<b>692</b>	<b>129</b>	<b>31</b>	<b>0</b>	<b>292</b>	<b>43</b>
Bad Checks	7	0	31	0	0	0	0	0	1	0	18	1
Curfew/Loitering/Vagrancy	0	1	0	0	0	0	0	0	0	0	0	6
Disorderly Conduct	23	9	9	1	0	0	2	9	1	0	7	1
Driving Under Influence	692	4	165	2	12	0	172	3	30	0	134	1
Drunkenness	839	8	114	0	4	0	52	1	12	0	76	1
Family Offenses, Nonforcible	0	0	3	0	0	0	5	0	0	0	2	0
Liquor Laws Violations	64	14	45	3	6	1	8	20	1	1	7	3
Peeping Tom	4	0	0	0	0	0	1	0	0	0	1	0
Runaway	0	138	0	6	0	0	0	3	0	0	0	0
Trespass of Real Property	116	23	38	0	0	0	31	0	1	0	3	0
Conspiracy	0	0	0	0	0	0	0	0	0	0	1	0
All Other (except Traffic)	398	84	638	22	18	0	249	148	53	5	125	13
<b>TOTAL GROUP B</b>	<b>2143</b>	<b>281</b>	<b>1043</b>	<b>34</b>	<b>40</b>	<b>1</b>	<b>520</b>	<b>184</b>	<b>99</b>	<b>6</b>	<b>374</b>	<b>26</b>
<b>GRAND TOTAL</b>	<b>4389</b>	<b>822</b>	<b>1544</b>	<b>71</b>	<b>57</b>	<b>1</b>	<b>1212</b>	<b>313</b>	<b>130</b>	<b>6</b>	<b>666</b>	<b>69</b>

# Adult and Juvenile Arrests By County, City and Other

ARRESTS BY OFFENSE	Brunswick		Buchanan		Buckingham		Campbell		Caroline		Carroll	
	Adult	Juv	Adult	Juv	Adult	Juv	Adult	Juv	Adult	Juv	Adult	Juv
Murder	0	0	2	0	0	0	4	1	0	1	1	0
Manslaughter	0	0	0	0	0	0	0	0	0	0	0	0
Kidnaping	0	0	2	0	2	0	7	0	0	0	4	0
Sex Offenses, Forcible	0	0	4	0	5	3	21	5	6	1	7	0
Robbery	0	0	5	0	1	0	3	0	2	0	3	0
Aggravated Assault	12	1	37	0	27	4	38	4	30	0	23	2
Simple Assault/Intimidation	16	0	181	0	157	29	384	29	87	7	203	3
Arson	0	0	4	0	1	1	0	0	1	0	5	0
Extortion/Blackmail	0	0	0	0	1	0	2	0	0	0	0	0
Burglary	2	0	24	1	38	6	31	26	9	4	31	1
Larceny	18	1	51	1	27	4	64	12	17	3	32	1
Motor Vehicle Theft	4	0	15	1	1	4	6	10	1	0	6	1
Counterfeiting/Forgery	3	0	37	0	6	0	16	0	1	0	7	0
Fraud	2	1	10	0	1	0	61	0	3	0	11	0
Embezzlement	2	0	4	0	0	0	3	0	2	0	1	0
Stolen Property	2	0	4	0	6	0	1	0	1	0	2	0
Vandalism	4	0	16	0	31	6	40	9	12	0	90	0
Drug/Narcotic Offenses	55	1	64	2	25	3	49	4	33	3	88	3
Sex Offenses, Nonforcible	1	0	1	0	0	0	0	0	0	0	2	0
Pornography	0	0	0	0	0	0	0	0	0	0	0	0
Gambling	0	0	0	0	0	0	0	0	0	0	0	0
Prostitution	0	0	0	0	0	0	0	0	0	0	0	0
Bribery	0	0	0	0	0	0	0	0	0	0	0	0
Weapon Law Violations	8	0	28	0	15	0	18	2	2	1	13	0
<b>TOTAL GROUP A</b>	<b>129</b>	<b>4</b>	<b>489</b>	<b>5</b>	<b>344</b>	<b>60</b>	<b>748</b>	<b>102</b>	<b>207</b>	<b>20</b>	<b>529</b>	<b>11</b>
Bad Checks	4	0	132	0	22	1	139	0	9	0	178	2
Curfew/Loitering/Vagrancy	1	0	0	0	0	0	0	0	0	0	0	0
Disorderly Conduct	3	0	65	1	4	2	10	0	2	0	1	0
Driving Under Influence	212	0	138	2	86	2	93	5	44	0	83	3
Drunkenness	79	0	162	7	16	0	45	0	52	0	34	3
Family Offenses, Nonforcible	1	0	0	0	2	0	1	0	7	1	4	0
Liquor Laws Violations	12	3	26	4	13	2	10	5	2	0	10	2
Peeping Tom	1	0	0	0	0	0	1	0	0	0	0	0
Runaway	0	0	0	0	0	0	0	5	0	9	0	0
Trespass of Real Property	12	0	34	0	30	2	40	11	14	0	23	0
Conspiracy	0	0	0	0	0	0	0	0	0	0	0	0
All Other (except Traffic)	250	1	378	13	184	18	362	4	192	20	334	31
<b>TOTAL GROUP B</b>	<b>575</b>	<b>4</b>	<b>935</b>	<b>27</b>	<b>357</b>	<b>27</b>	<b>701</b>	<b>30</b>	<b>322</b>	<b>30</b>	<b>667</b>	<b>41</b>
<b>GRAND TOTAL</b>	<b>704</b>	<b>8</b>	<b>1424</b>	<b>32</b>	<b>701</b>	<b>87</b>	<b>1449</b>	<b>132</b>	<b>529</b>	<b>50</b>	<b>1196</b>	<b>52</b>

# Adult and Juvenile Arrests By County, City and Other

ARRESTS BY OFFENSE	Charles City		Charlotte		Chesterfield		Clarke		Craig		Culpeper	
	Adult	Juv	Adult	Juv	Adult	Juv	Adult	Juv	Adult	Juv	Adult	Juv
Murder	0	0	1	0	8	2	0	0	0	0	0	0
Manslaughter	0	0	0	0	0	0	0	0	1	0	0	0
Kidnaping	0	0	0	0	36	1	0	0	0	0	4	0
Sex Offenses, Forcible	0	0	1	0	57	63	0	0	3	0	13	1
Robbery	0	0	2	0	58	25	0	0	0	0	0	1
Aggravated Assault	2	0	23	0	119	54	13	0	15	0	29	8
Simple Assault/Intimidation	20	0	91	1	1198	1005	19	1	32	0	274	25
Arson	0	0	0	0	4	28	0	0	0	0	3	4
Extortion/Blackmail	0	0	0	0	1	0	0	0	0	0	0	0
Burglary	7	0	11	1	128	122	0	0	2	0	16	11
Larceny	6	0	19	0	920	687	9	5	5	0	88	15
Motor Vehicle Theft	2	0	4	1	0	0	1	1	2	0	0	0
Counterfeiting/Forgery	0	0	6	0	170	17	1	0	0	0	52	0
Fraud	0	0	2	0	125	16	0	0	1	0	15	0
Embezzlement	0	0	0	0	105	7	1	0	0	0	15	0
Stolen Property	1	0	2	0	19	5	1	0	0	0	4	1
Vandalism	2	0	6	0	134	205	3	0	3	0	29	9
Drug/Narcotic Offenses	8	0	88	1	1046	327	31	1	2	0	229	10
Sex Offenses, Nonforcible	0	0	1	0	8	6	0	0	0	0	1	0
Pornography	0	0	0	0	5	1	0	0	0	0	1	0
Gambling	0	0	0	0	0	0	0	0	0	0	0	0
Prostitution	0	0	0	0	36	0	0	0	0	0	1	0
Bribery	0	0	0	0	0	0	0	0	0	0	0	0
Weapon Law Violations	0	0	10	0	145	70	4	0	16	0	23	2
<b>TOTAL GROUP A</b>	<b>48</b>	<b>0</b>	<b>267</b>	<b>4</b>	<b>4322</b>	<b>2641</b>	<b>83</b>	<b>8</b>	<b>82</b>	<b>0</b>	<b>797</b>	<b>87</b>
Bad Checks	2	0	57	0	242	0	12	0	13	0	12	0
Curfew/Loitering/Vagrancy	0	0	0	0	1	370	0	0	0	0	0	0
Disorderly Conduct	0	0	6	1	816	275	2	0	3	0	31	0
Driving Under Influence	4	0	54	1	1204	19	61	1	46	0	154	3
Drunkenness	1	0	69	1	24	15	72	0	13	0	239	0
Family Offenses, Nonforcible	0	0	0	0	9	0	0	0	1	0	0	0
Liquor Laws Violations	0	0	3	1	115	107	6	3	1	1	14	5
Peeping Tom	0	0	0	0	2	2	0	0	0	0	0	0
Runaway	0	0	0	0	0	726	0	0	0	0	0	15
Trespass of Real Property	0	0	18	0	201	108	3	0	5	0	22	1
Conspiracy	0	0	0	0	1	0	0	0	0	0	0	0
All Other (except Traffic)	5	0	92	6	3680	382	141	1	94	0	315	35
<b>TOTAL GROUP B</b>	<b>12</b>	<b>0</b>	<b>299</b>	<b>10</b>	<b>6295</b>	<b>2004</b>	<b>297</b>	<b>5</b>	<b>176</b>	<b>1</b>	<b>787</b>	<b>59</b>
<b>GRAND TOTAL</b>	<b>60</b>	<b>0</b>	<b>566</b>	<b>14</b>	<b>10617</b>	<b>4645</b>	<b>380</b>	<b>13</b>	<b>258</b>	<b>1</b>	<b>1584</b>	<b>146</b>

# Adult and Juvenile Arrests By County, City and Other

ARRESTS BY OFFENSE	Cumberland		Dickenson		Dinwiddie		Essex		Fairfax		Fauquier	
	Adult	Juv	Adult	Juv	Adult	Juv	Adult	Juv	Adult	Juv	Adult	Juv
Murder	0	0	2	0	1	0	1	0	2	0	3	0
Manslaughter	0	0	0	0	0	0	0	0	0	0	0	0
Kidnaping	0	0	1	0	1	0	1	0	20	0	7	0
Sex Offenses, Forcible	8	1	2	0	1	0	3	0	30	0	15	4
Robbery	0	0	0	0	0	0	3	0	27	2	1	1
Aggravated Assault	8	2	5	0	9	1	17	1	66	0	28	1
Simple Assault/Intimidation	68	3	31	0	29	4	58	7	886	24	222	28
Arson	3	0	0	0	1	0	0	0	3	0	4	1
Extortion/Blackmail	0	0	0	0	0	0	0	0	1	0	0	0
Burglary	2	1	18	0	37	8	3	1	71	3	8	5
Larceny	12	4	18	1	24	9	25	14	580	13	55	15
Motor Vehicle Theft	4	1	1	0	7	2	8	0	28	3	1	0
Counterfeiting/Forgery	1	0	6	0	10	1	19	0	46	2	14	0
Fraud	0	0	2	0	6	1	4	0	74	1	6	0
Embezzlement	0	0	0	0	0	0	2	0	89	0	3	0
Stolen Property	1	0	2	0	1	0	1	1	54	2	4	0
Vandalism	5	0	3	0	5	3	11	4	63	9	12	0
Drug/Narcotic Offenses	8	0	10	2	35	1	31	2	232	15	250	27
Sex Offenses, Nonforcible	1	0	1	0	0	0	0	0	1	0	1	0
Pornography	0	0	0	0	0	0	0	0	3	0	0	0
Gambling	0	0	0	0	0	0	0	0	0	0	0	0
Prostitution	1	0	0	0	0	0	0	0	4	0	0	0
Bribery	0	0	0	0	0	0	0	0	0	0	0	0
Weapon Law Violations	8	1	3	0	4	4	12	0	56	3	31	0
<b>TOTAL GROUP A</b>	<b>130</b>	<b>13</b>	<b>105</b>	<b>3</b>	<b>171</b>	<b>34</b>	<b>199</b>	<b>30</b>	<b>2336</b>	<b>77</b>	<b>665</b>	<b>82</b>
Bad Checks	18	0	51	0	14	0	49	0	88	1	48	0
Curfew/Loitering/Vagrancy	0	0	0	0	0	0	24	5	1	0	0	0
Disorderly Conduct	1	0	0	0	3	8	21	9	19	5	16	9
Driving Under Influence	37	0	48	2	87	0	41	0	1099	5	340	6
Drunkenness	1	0	133	0	42	0	35	0	300	5	224	1
Family Offenses, Nonforcible	0	0	0	0	3	0	7	0	26	0	0	0
Liquor Laws Violations	4	3	7	3	0	1	16	7	45	28	65	20
Peeping Tom	0	0	0	0	0	0	0	0	9	0	1	0
Runaway	0	3	0	0	0	11	0	1	0	7	0	15
Trespass of Real Property	20	1	1	0	6	1	9	1	91	3	21	1
Conspiracy	0	0	0	0	0	0	0	0	1	0	0	1
All Other (except Traffic)	75	4	369	2	65	8	187	10	948	49	386	19
<b>TOTAL GROUP B</b>	<b>156</b>	<b>11</b>	<b>609</b>	<b>7</b>	<b>220</b>	<b>29</b>	<b>389</b>	<b>33</b>	<b>2627</b>	<b>103</b>	<b>1101</b>	<b>72</b>
<b>GRAND TOTAL</b>	<b>286</b>	<b>24</b>	<b>714</b>	<b>10</b>	<b>391</b>	<b>63</b>	<b>588</b>	<b>63</b>	<b>4963</b>	<b>180</b>	<b>1766</b>	<b>154</b>



# Adult and Juvenile Arrests By County, City and Other

ARRESTS BY OFFENSE	Floyd		Fluvanna		Franklin		Frederick		Giles		Gloucester	
	Adult	Juv	Adult	Juv	Adult	Juv	Adult	Juv	Adult	Juv	Adult	Juv
Murder	0	0	0	0	2	0	2	1	0	0	2	0
Manslaughter	0	0	0	0	0	0	0	0	0	0	0	0
Kidnaping	0	0	0	0	0	0	5	0	3	0	0	0
Sex Offenses, Forcible	1	0	3	0	9	4	10	1	4	0	4	2
Robbery	0	0	2	0	0	1	2	2	0	0	2	0
Aggravated Assault	1	0	12	4	23	2	11	0	9	0	22	3
Simple Assault/Intimidation	0	0	41	28	69	5	220	22	78	0	98	29
Arson	0	0	0	0	0	0	0	1	1	0	0	5
Extortion/Blackmail	0	0	0	0	0	0	0	0	0	0	1	0
Burglary	4	0	0	5	20	12	13	22	3	0	18	4
Larceny	9	2	8	5	65	28	93	27	4	1	35	16
Motor Vehicle Theft	6	1	0	0	5	2	5	4	3	0	2	0
Counterfeiting/Forgery	2	0	2	0	6	1	10	0	0	0	6	0
Fraud	3	0	1	1	8	12	5	0	1	0	5	0
Embezzlement	7	0	1	0	5	0	8	0	0	0	1	0
Stolen Property	0	0	2	0	2	0	2	0	0	0	0	0
Vandalism	8	1	7	1	17	2	19	7	3	0	5	3
Drug/Narcotic Offenses	6	0	10	10	32	21	124	14	5	0	166	9
Sex Offenses, Nonforcible	0	0	0	0	2	0	4	0	0	0	0	0
Pornography	0	0	0	0	0	0	0	0	0	0	0	0
Gambling	0	0	0	0	0	0	0	0	0	0	0	0
Prostitution	0	0	0	0	0	0	0	0	0	0	0	0
Bribery	0	0	0	0	0	0	0	0	0	0	0	0
Weapon Law Violations	3	2	7	0	11	2	15	2	3	0	10	5
<b>TOTAL GROUP A</b>	<b>50</b>	<b>6</b>	<b>96</b>	<b>54</b>	<b>276</b>	<b>92</b>	<b>548</b>	<b>103</b>	<b>117</b>	<b>1</b>	<b>377</b>	<b>76</b>
Bad Checks	63	0	0	0	226	0	178	1	60	0	0	0
Curfew/Loitering/Vagrancy	0	0	0	0	0	0	0	0	0	0	0	0
Disorderly Conduct	1	2	0	2	12	9	2	0	3	0	0	0
Driving Under Influence	23	0	53	3	170	2	147	0	50	0	58	1
Drunkenness	23	0	9	3	148	1	223	0	55	0	36	0
Family Offenses, Nonforcible	1	0	1	6	3	0	1	0	1	0	2	0
Liquor Laws Violations	2	0	7	1	13	10	9	10	13	4	2	0
Peeping Tom	0	0	0	0	1	0	0	0	0	0	0	0
Runaway	0	1	0	5	0	0	0	0	0	0	0	0
Trespass of Real Property	6	0	2	0	79	10	31	0	19	0	1	0
Conspiracy	0	0	0	0	1	0	0	0	0	0	0	0
All Other (except Traffic)	100	3	34	11	712	75	501	28	289	9	45	7
<b>TOTAL GROUP B</b>	<b>219</b>	<b>6</b>	<b>106</b>	<b>31</b>	<b>1365</b>	<b>107</b>	<b>1092</b>	<b>39</b>	<b>490</b>	<b>13</b>	<b>144</b>	<b>8</b>
<b>GRAND TOTAL</b>	<b>269</b>	<b>12</b>	<b>202</b>	<b>85</b>	<b>1641</b>	<b>199</b>	<b>1640</b>	<b>142</b>	<b>607</b>	<b>14</b>	<b>521</b>	<b>84</b>

# Adult and Juvenile Arrests By County, City and Other

ARRESTS BY OFFENSE	Goochland		Grayson		Greene		Greensville		Halifax		Hanover	
	Adult	Juv	Adult	Juv	Adult	Juv	Adult	Juv	Adult	Juv	Adult	Juv
Murder	1	0	0	0	0	0	1	0	8	0	4	0
Manslaughter	0	0	0	0	0	0	0	0	0	0	0	0
Kidnaping	0	0	1	0	0	0	0	0	4	0	3	0
Sex Offenses, Forcible	1	0	2	0	0	0	1	0	5	1	14	5
Robbery	0	0	0	0	2	0	0	0	7	1	15	1
Aggravated Assault	14	1	9	0	14	3	9	1	33	2	19	10
Simple Assault/Intimidation	0	0	86	0	44	14	1	0	163	9	198	65
Arson	0	0	3	0	0	1	0	0	2	0	2	2
Extortion/Blackmail	0	0	0	0	0	0	0	0	0	0	1	0
Burglary	2	1	23	1	5	0	0	0	12	3	58	35
Larceny	3	0	17	3	13	2	3	0	62	11	217	107
Motor Vehicle Theft	0	6	1	0	1	0	0	0	4	4	11	7
Counterfeiting/Forgery	0	0	1	0	5	0	2	0	5	0	62	2
Fraud	2	0	3	0	0	1	0	0	4	0	18	2
Embezzlement	0	0	1	0	0	0	0	0	5	0	12	4
Stolen Property	0	0	1	0	0	0	0	0	2	0	7	4
Vandalism	4	1	22	2	1	1	0	0	7	0	29	80
Drug/Narcotic Offenses	2	0	24	2	37	8	17	1	81	4	230	108
Sex Offenses, Nonforcible	0	0	3	0	0	0	1	0	0	0	0	2
Pornography	0	0	0	0	0	0	0	0	0	0	1	0
Gambling	0	0	0	0	0	0	0	0	0	0	0	0
Prostitution	0	0	0	0	0	0	0	0	0	0	0	0
Bribery	0	0	0	0	0	0	0	0	0	0	0	0
Weapon Law Violations	3	3	9	0	4	0	5	0	21	2	32	11
<b>TOTAL GROUP A</b>	<b>32</b>	<b>12</b>	<b>206</b>	<b>8</b>	<b>126</b>	<b>30</b>	<b>40</b>	<b>2</b>	<b>425</b>	<b>37</b>	<b>933</b>	<b>445</b>
Bad Checks	0	0	21	0	1	0	0	0	4	0	38	0
Curfew/Loitering/Vagrancy	0	0	0	0	0	0	0	0	0	3	0	3
Disorderly Conduct	0	5	0	0	3	1	3	1	9	7	9	19
Driving Under Influence	17	1	61	0	126	2	64	0	79	0	231	5
Drunkenness	0	0	24	0	20	0	8	0	60	0	234	3
Family Offenses, Nonforcible	0	0	2	0	0	0	0	0	0	0	4	0
Liquor Laws Violations	0	0	5	9	2	6	2	0	5	2	46	31
Peeping Tom	0	0	0	0	0	0	0	0	0	0	0	0
Runaway	0	0	0	0	0	0	0	0	0	0	0	2
Trespass of Real Property	0	0	24	4	3	0	1	0	14	0	15	9
Conspiracy	0	0	1	0	0	0	0	0	0	0	0	0
All Other (except Traffic)	216	4	121	11	40	8	36	1	350	11	455	46
<b>TOTAL GROUP B</b>	<b>233</b>	<b>10</b>	<b>259</b>	<b>24</b>	<b>195</b>	<b>17</b>	<b>114</b>	<b>2</b>	<b>521</b>	<b>23</b>	<b>1032</b>	<b>118</b>
<b>GRAND TOTAL</b>	<b>265</b>	<b>22</b>	<b>465</b>	<b>32</b>	<b>321</b>	<b>47</b>	<b>154</b>	<b>4</b>	<b>946</b>	<b>60</b>	<b>1965</b>	<b>563</b>

# Adult and Juvenile Arrests By County, City and Other

ARRESTS BY OFFENSE	Henrico		Henry		Highland		Isle of Wight		James City		King & Queen	
	Adult	Juv	Adult	Juv	Adult	Juv	Adult	Juv	Adult	Juv	Adult	Juv
Murder	9	1	7	0	0	0	0	0	4	1	0	0
Manslaughter	0	0	0	0	0	0	0	0	0	0	0	0
Kidnaping	4	1	2	0	0	0	1	4	0	0	0	0
Sex Offenses, Forcible	25	5	19	2	0	0	8	2	4	1	0	0
Robbery	61	7	26	6	0	0	3	3	4	1	0	0
Aggravated Assault	181	29	65	6	0	0	11	0	28	9	0	0
Simple Assault/Intimidation	1061	215	419	42	1	0	158	14	215	82	0	0
Arson	4	24	6	3	0	0	0	0	8	5	0	0
Extortion/Blackmail	0	0	0	0	0	0	0	0	0	1	0	0
Burglary	129	40	35	10	0	0	14	5	9	13	0	0
Larceny	1255	406	189	38	4	0	51	7	95	66	0	0
Motor Vehicle Theft	72	28	13	1	0	0	6	0	19	5	0	0
Counterfeiting/Forgery	64	13	35	2	0	0	19	1	5	0	0	0
Fraud	47	1	39	1	0	0	17	1	10	2	0	0
Embezzlement	25	0	5	2	0	0	8	0	17	5	0	0
Stolen Property	22	10	27	0	0	0	5	0	3	4	0	0
Vandalism	79	76	47	8	1	0	11	1	21	21	0	0
Drug/Narcotic Offenses	682	149	126	12	4	0	79	5	122	47	0	0
Sex Offenses, Nonforcible	2	0	1	0	0	0	0	0	1	0	0	0
Pornography	0	0	0	0	0	0	0	0	0	0	0	0
Gambling	0	0	0	0	0	0	0	0	0	0	0	0
Prostitution	13	0	0	0	0	0	0	0	0	0	0	0
Bribery	0	0	0	0	0	0	0	0	0	0	0	0
Weapon Law Violations	83	30	43	2	4	0	23	2	23	6	0	0
<b>TOTAL GROUP A</b>	<b>3818</b>	<b>1035</b>	<b>1104</b>	<b>135</b>	<b>14</b>	<b>0</b>	<b>414</b>	<b>45</b>	<b>588</b>	<b>269</b>	<b>0</b>	<b>0</b>
Bad Checks	26	0	32	0	0	0	34	0	29	0	0	0
Curfew/Loitering/Vagrancy	0	65	2	0	0	0	0	0	0	22	0	0
Disorderly Conduct	61	30	10	10	0	0	6	2	10	16	0	0
Driving Under Influence	794	10	161	3	7	2	109	1	187	1	7	0
Drunkenness	688	16	272	1	1	0	15	0	103	0	0	0
Family Offenses, Nonforcible	27	1	4	0	0	0	0	0	0	0	0	0
Liquor Laws Violations	103	53	10	2	7	0	8	4	35	44	1	0
Peeping Tom	0	1	0	0	0	0	0	0	0	0	0	0
Runaway	0	786	0	3	0	0	0	0	0	0	0	0
Trespass of Real Property	305	67	35	6	0	0	12	1	14	2	0	0
Conspiracy	21	4	0	0	0	0	0	0	0	0	0	0
All Other (except Traffic)	3444	189	621	59	10	1	129	9	564	43	5	0
<b>TOTAL GROUP B</b>	<b>5469</b>	<b>1222</b>	<b>1147</b>	<b>84</b>	<b>25</b>	<b>3</b>	<b>313</b>	<b>17</b>	<b>942</b>	<b>128</b>	<b>13</b>	<b>0</b>
<b>GRAND TOTAL</b>	<b>9287</b>	<b>2257</b>	<b>2251</b>	<b>219</b>	<b>39</b>	<b>3</b>	<b>727</b>	<b>62</b>	<b>1530</b>	<b>397</b>	<b>13</b>	<b>0</b>

# Adult and Juvenile Arrests By County, City and Other

ARRESTS BY OFFENSE	King George		King William		Lancaster		Lee		Loudoun		Louisa	
	Adult	Juv	Adult	Juv	Adult	Juv	Adult	Juv	Adult	Juv	Adult	Juv
Murder	0	0	0	0	0	0	1	0	5	0	0	0
Manslaughter	0	0	0	0	0	0	0	0	1	0	0	0
Kidnaping	5	0	0	0	0	0	2	0	16	2	1	0
Sex Offenses, Forcible	4	4	3	0	1	0	6	0	16	4	5	0
Robbery	5	0	1	0	0	0	3	0	17	14	2	0
Aggravated Assault	10	1	3	1	5	3	21	0	116	28	6	0
Simple Assault/Intimidation	94	23	68	5	39	11	198	0	514	84	72	4
Arson	2	0	0	1	0	0	2	0	4	8	0	0
Extortion/Blackmail	0	0	0	0	0	0	0	0	0	0	0	0
Burglary	20	9	5	4	5	0	35	2	39	12	1	0
Larceny	39	4	6	3	19	0	101	5	372	89	7	1
Motor Vehicle Theft	2	0	4	1	0	0	5	1	38	13	3	0
Counterfeiting/Forgery	5	1	5	0	19	0	5	0	64	4	0	0
Fraud	3	0	9	0	3	0	0	0	62	2	2	0
Embezzlement	1	0	2	0	0	0	0	0	55	3	0	0
Stolen Property	3	0	1	0	0	0	0	0	4	0	1	0
Vandalism	17	13	4	4	11	0	17	0	52	52	2	0
Drug/Narcotic Offenses	66	23	33	7	24	1	72	1	282	55	22	1
Sex Offenses, Nonforcible	0	0	0	0	0	0	0	0	1	0	0	0
Pornography	0	0	0	0	0	0	0	0	0	0	0	0
Gambling	0	0	0	0	0	0	0	0	0	0	0	0
Prostitution	0	0	0	0	0	0	0	0	1	0	0	0
Bribery	0	0	0	0	0	0	0	0	0	0	0	0
Weapon Law Violations	1	2	6	1	7	0	1	0	38	22	8	0
<b>TOTAL GROUP A</b>	<b>277</b>	<b>80</b>	<b>150</b>	<b>27</b>	<b>133</b>	<b>15</b>	<b>469</b>	<b>9</b>	<b>1697</b>	<b>392</b>	<b>132</b>	<b>6</b>
Bad Checks	69	0	8	0	66	0	48	0	50	0	0	0
Curfew/Loitering/Vagrancy	0	0	1	0	0	0	0	0	0	29	0	0
Disorderly Conduct	4	11	0	1	1	3	3	0	18	3	7	8
Driving Under Influence	104	0	53	1	34	0	131	0	818	8	56	2
Drunkenness	45	1	33	2	18	0	185	1	548	8	19	1
Family Offenses, Nonforcible	1	0	2	0	0	0	0	0	1	0	0	0
Liquor Laws Violations	34	25	10	0	7	6	8	6	154	119	0	3
Peeping Tom	0	0	0	0	0	0	0	0	2	0	0	0
Runaway	0	2	0	11	0	0	0	0	0	1	0	0
Trespass of Real Property	8	0	18	2	5	0	15	0	63	4	8	0
Conspiracy	0	0	0	0	0	0	0	0	0	0	0	0
All Other (except Traffic)	165	49	83	10	61	4	402	1	2102	375	32	2
<b>TOTAL GROUP B</b>	<b>430</b>	<b>88</b>	<b>208</b>	<b>27</b>	<b>192</b>	<b>13</b>	<b>792</b>	<b>8</b>	<b>3756</b>	<b>547</b>	<b>122</b>	<b>16</b>
<b>GRAND TOTAL</b>	<b>707</b>	<b>168</b>	<b>358</b>	<b>54</b>	<b>325</b>	<b>28</b>	<b>1261</b>	<b>17</b>	<b>5453</b>	<b>939</b>	<b>254</b>	<b>22</b>

# Adult and Juvenile Arrests By County, City and Other

ARRESTS BY OFFENSE	Lunenburg		Madison		Mathews		Mecklenburg		Middlesex		Montgomery	
	Adult	Juv	Adult	Juv	Adult	Juv	Adult	Juv	Adult	Juv	Adult	Juv
Murder	0	0	0	0	1	0	3	0	0	0	3	0
Manslaughter	0	0	0	0	0	0	0	0	0	0	0	0
Kidnaping	2	0	0	0	0	0	0	0	1	0	4	0
Sex Offenses, Forcible	4	2	1	0	2	0	12	3	0	0	16	4
Robbery	0	0	0	0	0	0	4	0	0	0	2	1
Aggravated Assault	9	1	1	0	1	0	36	3	1	0	39	4
Simple Assault/Intimidation	89	19	25	1	27	6	81	10	10	3	217	13
Arson	3	0	0	0	0	0	1	0	0	0	2	0
Extortion/Blackmail	0	0	0	0	0	0	0	0	0	0	0	0
Burglary	12	4	0	0	0	0	18	14	2	0	29	1
Larceny	17	1	0	0	4	0	53	26	10	1	90	8
Motor Vehicle Theft	2	0	2	0	0	1	7	3	0	0	14	4
Counterfeiting/Forgery	1	1	4	0	1	0	18	1	1	0	19	0
Fraud	14	0	1	0	0	0	1	0	0	0	17	0
Embezzlement	1	0	2	0	0	0	6	0	3	0	4	0
Stolen Property	0	1	0	0	0	0	6	2	0	0	6	0
Vandalism	7	5	5	0	0	1	15	10	3	0	31	1
Drug/Narcotic Offenses	47	1	15	2	4	0	114	4	36	2	208	10
Sex Offenses, Nonforcible	0	0	0	0	0	0	1	0	0	0	0	0
Pornography	0	0	1	0	0	0	0	0	0	0	1	0
Gambling	0	0	0	0	0	0	0	0	0	0	0	0
Prostitution	0	0	0	0	0	0	0	0	0	0	0	0
Bribery	0	0	0	0	0	0	0	0	0	0	0	0
Weapon Law Violations	7	1	3	1	4	1	20	2	5	1	20	1
<b>TOTAL GROUP A</b>	<b>215</b>	<b>36</b>	<b>60</b>	<b>4</b>	<b>44</b>	<b>9</b>	<b>396</b>	<b>78</b>	<b>72</b>	<b>7</b>	<b>722</b>	<b>47</b>
Bad Checks	91	3	8	0	2	0	35	0	0	0	189	0
Curfew/Loitering/Vagrancy	0	0	0	0	0	0	0	0	0	0	0	0
Disorderly Conduct	9	20	4	1	0	2	16	2	0	0	29	3
Driving Under Influence	26	0	34	0	23	0	262	1	25	1	376	4
Drunkenness	11	0	16	0	6	0	50	1	18	0	498	2
Family Offenses, Nonforcible	0	0	0	0	0	0	0	0	0	0	3	0
Liquor Laws Violations	6	3	3	0	9	1	16	4	2	0	201	11
Peeping Tom	0	0	0	0	0	0	0	0	0	0	2	0
Runaway	0	0	0	2	0	0	0	1	0	0	0	0
Trespass of Real Property	18	4	2	0	4	0	15	0	0	0	79	1
Conspiracy	2	0	0	0	0	0	0	0	0	0	3	0
All Other (except Traffic)	176	18	71	3	16	0	144	7	13	0	999	8
<b>TOTAL GROUP B</b>	<b>339</b>	<b>48</b>	<b>138</b>	<b>6</b>	<b>60</b>	<b>3</b>	<b>538</b>	<b>16</b>	<b>58</b>	<b>1</b>	<b>2379</b>	<b>29</b>
<b>GRAND TOTAL</b>	<b>554</b>	<b>84</b>	<b>198</b>	<b>10</b>	<b>104</b>	<b>12</b>	<b>934</b>	<b>94</b>	<b>130</b>	<b>8</b>	<b>3101</b>	<b>76</b>

# Adult and Juvenile Arrests By County, City and Other

ARRESTS BY OFFENSE	Nelson		New Kent		Northampton		Northumberland		Nottoway		Orange	
	Adult	Juv	Adult	Juv	Adult	Juv	Adult	Juv	Adult	Juv	Adult	Juv
Murder	0	0	0	0	0	0	0	0	4	0	0	0
Manslaughter	0	0	0	0	0	0	0	0	0	0	0	0
Kidnaping	0	0	0	0	2	0	1	0	0	0	2	0
Sex Offenses, Forcible	2	0	1	2	5	1	1	3	4	2	9	3
Robbery	0	0	0	0	7	1	0	3	3	0	0	0
Aggravated Assault	8	0	12	0	13	0	12	1	9	0	6	0
Simple Assault/Intimidation	51	3	52	23	80	7	80	4	78	2	96	11
Arson	0	0	0	0	0	0	2	0	1	0	0	0
Extortion/Blackmail	0	0	0	0	0	0	0	0	0	0	0	0
Burglary	7	0	17	3	28	12	7	0	13	0	20	1
Larceny	9	0	17	2	32	12	47	10	47	17	48	2
Motor Vehicle Theft	4	0	3	0	7	1	6	1	1	0	5	1
Counterfeiting/Forgery	0	0	3	0	12	0	15	0	3	0	13	0
Fraud	2	0	4	0	8	0	4	0	1	0	6	0
Embezzlement	0	0	8	0	1	0	0	0	7	0	4	0
Stolen Property	0	0	4	2	3	1	0	0	0	0	0	0
Vandalism	6	0	17	3	7	30	18	1	5	0	12	3
Drug/Narcotic Offenses	43	5	31	5	57	3	56	4	54	3	51	5
Sex Offenses, Nonforcible	0	0	0	0	0	0	1	0	0	0	0	0
Pornography	0	0	0	0	1	0	0	0	0	0	0	0
Gambling	0	0	0	0	0	0	0	0	0	0	0	0
Prostitution	0	0	0	0	0	0	0	0	0	0	0	0
Bribery	0	0	0	0	0	0	0	0	0	0	0	0
Weapon Law Violations	7	0	8	1	8	0	1	1	7	0	13	4
<b>TOTAL GROUP A</b>	<b>139</b>	<b>8</b>	<b>177</b>	<b>41</b>	<b>271</b>	<b>68</b>	<b>251</b>	<b>28</b>	<b>237</b>	<b>24</b>	<b>285</b>	<b>30</b>
Bad Checks	9	0	3	0	61	0	42	0	84	0	2	0
Curfew/Loitering/Vagrancy	0	0	0	0	0	1	0	0	0	0	0	0
Disorderly Conduct	3	1	3	3	3	0	2	0	10	0	3	2
Driving Under Influence	28	1	65	0	34	0	42	0	80	0	66	1
Drunkenness	6	0	36	0	19	0	35	0	19	0	78	0
Family Offenses, Nonforcible	0	0	1	0	0	0	3	0	0	0	0	0
Liquor Laws Violations	5	0	12	8	6	1	8	1	1	0	4	2
Peeping Tom	0	0	0	0	0	0	0	0	1	0	0	0
Runaway	0	1	0	0	0	0	0	0	0	0	0	0
Trespass of Real Property	7	0	11	1	14	0	10	7	14	0	12	1
Conspiracy	1	0	0	0	0	0	0	0	1	0	1	0
All Other (except Traffic)	14	2	112	5	59	1	191	12	146	2	75	1
<b>TOTAL GROUP B</b>	<b>73</b>	<b>5</b>	<b>243</b>	<b>17</b>	<b>196</b>	<b>3</b>	<b>333</b>	<b>20</b>	<b>356</b>	<b>2</b>	<b>241</b>	<b>7</b>
<b>GRAND TOTAL</b>	<b>212</b>	<b>13</b>	<b>420</b>	<b>58</b>	<b>467</b>	<b>71</b>	<b>584</b>	<b>48</b>	<b>593</b>	<b>26</b>	<b>526</b>	<b>37</b>

# Adult and Juvenile Arrests By County, City and Other

ARRESTS BY OFFENSE	Page		Patrick		Pittsylvania		Powhatan		Prince Edward		Prince George	
	Adult	Juv	Adult	Juv	Adult	Juv	Adult	Juv	Adult	Juv	Adult	Juv
Murder	0	0	0	0	7	0	1	0	3	0	0	0
Manslaughter	0	0	0	0	0	0	0	0	0	0	0	0
Kidnaping	0	0	2	0	5	0	0	0	5	0	6	0
Sex Offenses, Forcible	7	1	11	0	7	3	3	0	4	0	3	3
Robbery	0	0	7	0	7	0	0	0	3	0	1	1
Aggravated Assault	11	1	9	1	30	2	2	0	25	0	9	2
Simple Assault/Intimidation	28	1	97	7	362	23	65	1	117	1	57	14
Arson	0	0	2	0	1	0	1	0	0	0	2	1
Extortion/Blackmail	0	0	0	0	0	0	0	0	0	0	0	0
Burglary	5	1	22	3	18	6	7	0	6	0	15	6
Larceny	2	3	31	3	45	6	10	0	78	4	27	6
Motor Vehicle Theft	0	2	10	1	5	1	2	0	4	0	9	0
Counterfeiting/Forgery	1	0	6	0	2	0	1	0	8	0	4	1
Fraud	8	0	8	0	4	0	1	0	1	0	5	0
Embezzlement	1	0	1	0	5	0	0	0	1	0	0	0
Stolen Property	1	2	0	0	1	0	0	0	3	0	3	5
Vandalism	1	8	19	0	24	5	2	0	18	1	5	2
Drug/Narcotic Offenses	47	3	54	0	49	8	17	0	46	4	113	9
Sex Offenses, Nonforcible	0	0	0	0	2	0	1	0	0	0	0	0
Pornography	1	3	0	0	1	0	0	0	0	0	2	0
Gambling	0	0	0	0	0	0	0	0	2	0	0	0
Prostitution	0	0	0	0	0	0	0	0	0	0	0	0
Bribery	0	0	0	0	0	0	0	0	0	0	0	0
Weapon Law Violations	8	1	11	0	18	1	4	0	16	0	6	2
<b>TOTAL GROUP A</b>	<b>121</b>	<b>26</b>	<b>290</b>	<b>15</b>	<b>593</b>	<b>55</b>	<b>117</b>	<b>1</b>	<b>340</b>	<b>10</b>	<b>267</b>	<b>52</b>
Bad Checks	0	0	63	0	53	0	7	0	52	0	1	0
Curfew/Loitering/Vagrancy	0	0	0	0	1	0	0	0	1	0	0	30
Disorderly Conduct	7	0	1	1	10	0	2	0	19	0	13	16
Driving Under Influence	72	3	68	2	66	1	44	0	58	0	82	0
Drunkenness	17	2	70	0	5	0	5	0	86	4	38	1
Family Offenses, Nonforcible	2	0	1	0	0	0	0	0	2	0	3	0
Liquor Laws Violations	0	0	0	0	2	1	2	0	28	6	22	14
Peeping Tom	0	0	0	0	0	0	0	0	0	0	0	0
Runaway	0	0	0	0	0	1	0	0	0	1	0	3
Trespass of Real Property	6	0	9	0	25	1	2	0	19	0	14	0
Conspiracy	0	0	0	0	0	0	0	0	0	0	0	0
All Other (except Traffic)	45	8	160	1	209	16	29	4	183	1	105	18
<b>TOTAL GROUP B</b>	<b>149</b>	<b>13</b>	<b>372</b>	<b>4</b>	<b>371</b>	<b>20</b>	<b>91</b>	<b>4</b>	<b>448</b>	<b>12</b>	<b>278</b>	<b>82</b>
<b>GRAND TOTAL</b>	<b>270</b>	<b>39</b>	<b>662</b>	<b>19</b>	<b>964</b>	<b>75</b>	<b>208</b>	<b>5</b>	<b>788</b>	<b>22</b>	<b>545</b>	<b>134</b>

# Adult and Juvenile Arrests By County, City and Other

ARRESTS BY OFFENSE	Prince William		Pulaski		Rappahannock		Richmond		Roanoke		Rockbridge	
	Adult	Juv	Adult	Juv	Adult	Juv	Adult	Juv	Adult	Juv	Adult	Juv
Murder	3	0	3	0	0	0	0	0	2	0	1	0
Manslaughter	0	0	1	0	0	0	0	0	0	0	0	0
Kidnaping	16	3	0	0	0	0	0	0	10	0	1	0
Sex Offenses, Forcible	38	4	7	0	0	0	2	0	19	0	4	1
Robbery	38	14	3	1	0	0	0	0	5	1	0	0
Aggravated Assault	167	29	19	0	1	0	5	0	38	2	2	0
Simple Assault/Intimidation	1164	150	135	11	8	1	19	0	393	8	22	3
Arson	3	7	0	1	0	0	0	0	1	0	1	0
Extortion/Blackmail	1	0	0	0	0	0	0	0	1	0	0	0
Burglary	79	40	23	5	0	0	0	0	31	1	0	0
Larceny	700	95	103	16	0	0	3	0	153	9	3	0
Motor Vehicle Theft	42	14	4	1	0	0	1	1	10	0	1	0
Counterfeiting/Forgery	93	11	15	1	2	0	0	0	103	0	2	0
Fraud	113	1	2	0	0	0	0	0	54	0	2	0
Embezzlement	52	8	4	0	0	0	0	0	18	0	0	0
Stolen Property	37	6	1	0	0	0	0	0	2	0	0	0
Vandalism	80	33	4	4	1	0	1	0	15	0	5	1
Drug/Narcotic Offenses	1095	123	81	2	16	1	11	0	280	15	28	2
Sex Offenses, Nonforcible	6	0	1	0	0	0	0	0	2	0	0	0
Pornography	1	0	0	0	0	0	0	0	0	0	1	0
Gambling	4	0	0	0	0	0	0	0	0	0	0	0
Prostitution	1	0	0	0	0	0	0	0	3	0	0	0
Bribery	2	0	0	0	0	0	0	0	0	0	0	0
Weapon Law Violations	137	27	21	0	1	0	2	0	35	0	4	1
<b>TOTAL GROUP A</b>	<b>3872</b>	<b>565</b>	<b>427</b>	<b>42</b>	<b>29</b>	<b>2</b>	<b>44</b>	<b>1</b>	<b>1175</b>	<b>36</b>	<b>77</b>	<b>8</b>
Bad Checks	96	0	31	0	15	0	6	0	73	0	5	0
Curfew/Loitering/Vagrancy	1	96	0	0	0	0	0	0	0	1	0	0
Disorderly Conduct	44	63	28	0	0	0	3	1	35	3	0	0
Driving Under Influence	975	16	82	1	20	0	10	0	266	1	87	0
Drunkenness	354	31	179	0	9	0	6	0	149	7	34	0
Family Offenses, Nonforcible	8	0	0	0	1	0	0	0	8	0	2	0
Liquor Laws Violations	80	33	7	10	0	0	0	1	45	7	9	6
Peeping Tom	2	0	1	0	0	0	0	0	0	0	0	0
Runaway	0	427	0	0	0	0	0	0	0	3	0	1
Trespass of Real Property	58	15	17	0	0	0	3	0	42	2	1	1
Conspiracy	0	0	0	0	0	0	0	0	0	0	0	0
All Other (except Traffic)	1284	103	321	32	18	3	44	0	1120	11	67	1
<b>TOTAL GROUP B</b>	<b>2902</b>	<b>784</b>	<b>666</b>	<b>43</b>	<b>63</b>	<b>3</b>	<b>72</b>	<b>2</b>	<b>1738</b>	<b>35</b>	<b>205</b>	<b>9</b>
<b>GRAND TOTAL</b>	<b>6774</b>	<b>1349</b>	<b>1093</b>	<b>85</b>	<b>92</b>	<b>5</b>	<b>116</b>	<b>3</b>	<b>2913</b>	<b>71</b>	<b>282</b>	<b>17</b>



# Adult and Juvenile Arrests By County, City and Other

ARRESTS BY OFFENSE	Rockingham		Russell		Scott		Shenandoah		Smyth		Southampton	
	Adult	Juv	Adult	Juv	Adult	Juv	Adult	Juv	Adult	Juv	Adult	Juv
Murder	0	0	0	0	1	0	0	0	4	0	0	0
Manslaughter	0	0	0	0	0	0	0	0	0	0	0	0
Kidnaping	2	0	2	0	3	0	4	0	1	0	0	0
Sex Offenses, Forcible	8	0	8	0	4	1	1	1	7	0	1	1
Robbery	1	0	0	0	0	0	1	0	3	0	0	0
Aggravated Assault	9	3	9	0	20	0	16	4	20	3	5	0
Simple Assault/Intimidation	73	11	98	2	119	7	174	24	203	4	24	0
Arson	1	0	1	0	2	0	0	1	0	0	1	0
Extortion/Blackmail	0	0	0	0	0	0	0	0	0	0	0	0
Burglary	20	8	14	2	9	0	13	0	31	14	2	1
Larceny	38	3	49	7	30	0	62	58	87	7	18	0
Motor Vehicle Theft	3	1	5	1	7	7	5	2	9	1	2	1
Counterfeiting/Forgery	20	0	196	0	14	0	18	0	13	1	3	0
Fraud	20	0	6	0	7	0	19	0	12	1	0	0
Embezzlement	9	0	3	0	1	0	0	0	2	0	0	0
Stolen Property	4	0	2	0	0	0	6	1	1	0	1	0
Vandalism	17	10	12	0	16	1	25	9	35	0	10	0
Drug/Narcotic Offenses	139	20	16	3	18	7	148	11	157	6	14	2
Sex Offenses, Nonforcible	0	0	2	0	0	0	0	0	1	0	0	0
Pornography	0	0	0	0	1	0	0	0	0	0	0	0
Gambling	0	0	0	0	0	0	0	0	0	0	0	0
Prostitution	0	0	0	0	0	0	0	0	0	0	0	0
Bribery	0	0	0	0	0	0	0	0	1	0	0	0
Weapon Law Violations	24	2	5	0	12	1	17	5	25	0	3	1
<b>TOTAL GROUP A</b>	<b>388</b>	<b>58</b>	<b>428</b>	<b>15</b>	<b>264</b>	<b>24</b>	<b>509</b>	<b>116</b>	<b>612</b>	<b>37</b>	<b>84</b>	<b>6</b>
Bad Checks	399	0	11	0	26	0	120	2	122	0	29	0
Curfew/Loitering/Vagrancy	0	0	0	0	0	0	0	12	0	0	0	0
Disorderly Conduct	9	8	8	0	3	0	21	8	12	3	2	0
Driving Under Influence	225	7	84	1	90	0	204	3	152	6	106	2
Drunkenness	175	7	114	2	71	0	207	3	191	2	9	0
Family Offenses, Nonforcible	21	0	1	0	1	0	2	0	11	0	3	0
Liquor Laws Violations	70	33	10	0	4	1	35	18	49	4	5	0
Peeping Tom	1	0	0	0	0	0	0	0	0	0	0	0
Runaway	0	0	0	0	0	0	0	0	0	1	0	0
Trespass of Real Property	56	11	9	0	32	0	23	13	24	1	7	0
Conspiracy	3	0	0	0	6	0	1	0	0	0	0	0
All Other (except Traffic)	1716	277	230	8	132	0	812	63	294	21	338	1
<b>TOTAL GROUP B</b>	<b>2675</b>	<b>343</b>	<b>467</b>	<b>11</b>	<b>365</b>	<b>1</b>	<b>1425</b>	<b>122</b>	<b>855</b>	<b>38</b>	<b>499</b>	<b>3</b>
<b>GRAND TOTAL</b>	<b>3063</b>	<b>401</b>	<b>895</b>	<b>26</b>	<b>629</b>	<b>25</b>	<b>1934</b>	<b>238</b>	<b>1467</b>	<b>75</b>	<b>583</b>	<b>9</b>

# Adult and Juvenile Arrests By County, City and Other

ARRESTS BY OFFENSE	Spotsylvania		Stafford		Surry		Sussex		Tazewell		Warren	
	Adult	Juv	Adult	Juv	Adult	Juv	Adult	Juv	Adult	Juv	Adult	Juv
Murder	2	0	3	0	1	0	0	0	1	0	1	0
Manslaughter	0	0	0	0	0	0	0	0	0	0	0	0
Kidnaping	6	1	8	1	0	0	0	0	1	0	0	0
Sex Offenses, Forcible	11	7	15	5	2	2	2	0	10	0	6	0
Robbery	7	7	8	6	2	0	5	0	2	2	2	0
Aggravated Assault	37	5	59	7	17	3	9	4	41	4	5	0
Simple Assault/Intimidation	287	43	640	164	48	6	76	13	149	12	195	2
Arson	1	0	1	2	1	0	1	0	0	0	0	0
Extortion/Blackmail	0	0	0	0	0	0	1	0	0	0	0	0
Burglary	24	11	32	19	7	0	11	4	28	7	13	1
Larceny	179	41	206	52	12	1	27	2	204	28	59	10
Motor Vehicle Theft	1	0	28	6	0	0	6	1	17	2	4	0
Counterfeiting/Forgery	14	0	29	0	2	0	17	0	48	0	6	1
Fraud	20	2	31	2	1	0	8	0	44	0	2	0
Embezzlement	16	3	32	0	0	0	0	0	5	0	3	0
Stolen Property	19	2	12	1	0	0	2	0	3	0	5	0
Vandalism	64	26	79	19	1	2	10	4	17	8	21	0
Drug/Narcotic Offenses	279	44	577	116	23	2	39	4	123	5	217	11
Sex Offenses, Nonforcible	2	0	1	0	2	0	0	0	1	0	0	0
Pornography	0	0	1	0	0	0	0	0	0	0	0	0
Gambling	0	0	0	0	0	0	0	0	0	0	0	0
Prostitution	1	0	1	0	0	0	0	0	0	0	0	0
Bribery	0	0	0	0	0	0	0	0	0	0	0	0
Weapon Law Violations	27	4	45	11	3	0	6	0	25	1	5	1
<b>TOTAL GROUP A</b>	<b>997</b>	<b>196</b>	<b>1808</b>	<b>411</b>	<b>122</b>	<b>16</b>	<b>220</b>	<b>32</b>	<b>719</b>	<b>69</b>	<b>544</b>	<b>26</b>
Bad Checks	247	0	435	1	10	0	3	0	3	0	87	0
Curfew/Loitering/Vagrancy	0	0	1	0	0	0	1	0	0	1	0	11
Disorderly Conduct	25	52	30	25	1	1	16	2	16	2	47	3
Driving Under Influence	337	5	606	7	30	0	50	0	160	2	225	3
Drunkenness	278	6	359	5	2	0	29	0	225	9	331	16
Family Offenses, Nonforcible	18	0	2	0	9	0	0	0	13	1	31	0
Liquor Laws Violations	55	27	102	58	1	0	2	4	26	10	33	32
Peeping Tom	0	0	2	0	0	0	0	0	0	0	3	0
Runaway	0	0	0	113	0	0	0	0	0	1	0	19
Trespass of Real Property	46	5	62	12	4	0	19	2	18	7	43	13
Conspiracy	0	0	2	0	0	0	1	0	0	0	2	0
All Other (except Traffic)	568	71	1539	197	69	2	106	4	220	25	834	74
<b>TOTAL GROUP B</b>	<b>1574</b>	<b>166</b>	<b>3140</b>	<b>418</b>	<b>126</b>	<b>3</b>	<b>227</b>	<b>12</b>	<b>681</b>	<b>58</b>	<b>1636</b>	<b>171</b>
<b>GRAND TOTAL</b>	<b>2571</b>	<b>362</b>	<b>4948</b>	<b>829</b>	<b>248</b>	<b>19</b>	<b>447</b>	<b>44</b>	<b>1400</b>	<b>127</b>	<b>2180</b>	<b>197</b>

# Adult and Juvenile Arrests By County, City and Other

ARRESTS BY OFFENSE	Washington		Westmoreland		Wise		Wythe		York		Total County	
	Adult	Juv	Adult	Juv	Adult	Juv	Adult	Juv	Adult	Juv	Adult	Juv
Murder	2	0	1	0	0	0	0	0	0	0	130	7
Manslaughter	0	0	0	0	0	0	0	0	0	0	3	0
Kidnaping	0	0	2	0	6	0	2	0	14	0	272	17
Sex Offenses, Forcible	12	0	7	1	9	2	5	0	8	4	690	174
Robbery	0	0	1	0	5	0	0	0	5	1	454	113
Aggravated Assault	43	3	12	2	59	5	23	0	23	8	2188	307
Simple Assault/Intimidation	177	5	82	12	387	32	108	15	140	22	16183	2725
Arson	0	1	4	1	2	0	0	0	5	15	106	117
Extortion/Blackmail	0	0	0	0	0	0	0	0	0	1	10	2
Burglary	9	0	18	7	26	4	7	2	16	7	1754	591
Larceny	147	11	30	12	120	16	99	3	101	15	8792	2503
Motor Vehicle Theft	5	0	11	7	5	3	3	0	2	0	595	177
Counterfeiting/Forgery	4	0	3	0	7	1	42	0	6	0	1769	67
Fraud	4	0	13	1	21	0	19	0	7	1	1286	61
Embezzlement	3	0	1	0	4	0	1	0	22	1	696	35
Stolen Property	2	0	1	0	2	0	6	0	1	0	413	55
Vandalism	12	6	12	7	40	5	19	1	19	13	1794	816
Drug/Narcotic Offenses	32	13	17	5	68	19	122	6	346	19	10613	1567
Sex Offenses, Nonforcible	0	0	0	0	0	0	0	0	0	0	66	12
Pornography	3	0	0	0	0	0	0	0	1	0	29	5
Gambling	0	0	0	0	0	0	0	0	0	0	8	0
Prostitution	0	0	0	0	0	0	1	0	0	0	82	0
Bribery	0	0	0	0	0	0	0	0	0	0	3	0
Weapon Law Violations	7	3	5	2	28	0	23	2	15	2	1561	284
<b>TOTAL GROUP A</b>	<b>462</b>	<b>42</b>	<b>220</b>	<b>57</b>	<b>789</b>	<b>87</b>	<b>480</b>	<b>29</b>	<b>731</b>	<b>109</b>	<b>49497</b>	<b>9635</b>
Bad Checks	6	0	78	0	58	0	25	0	16	0	5440	12
Curfew/Loitering/Vagrancy	0	0	0	3	0	0	0	0	0	0	35	673
Disorderly Conduct	7	3	11	1	19	13	18	9	14	3	1776	746
Driving Under Influence	140	0	69	1	190	3	136	2	210	3	15157	188
Drunkenness	138	2	99	0	473	8	160	4	80	1	10689	196
Family Offenses, Nonforcible	9	0	0	0	10	1	4	0	5	0	308	10
Liquor Laws Violations	3	2	4	7	37	7	10	1	18	12	2020	956
Peeping Tom	0	0	0	0	0	0	0	0	0	0	38	3
Runaway	0	0	0	1	0	0	0	1	0	0	0	2326
Trespass of Real Property	17	0	7	0	50	1	23	1	19	0	2353	367
Conspiracy	2	0	2	0	4	0	6	0	0	0	66	5
All Other (except Traffic)	180	82	188	41	689	20	298	6	65	4	35648	3060
<b>TOTAL GROUP B</b>	<b>502</b>	<b>89</b>	<b>458</b>	<b>54</b>	<b>1530</b>	<b>53</b>	<b>680</b>	<b>24</b>	<b>427</b>	<b>23</b>	<b>73530</b>	<b>8542</b>
<b>GRAND TOTAL</b>	<b>964</b>	<b>131</b>	<b>678</b>	<b>111</b>	<b>2319</b>	<b>140</b>	<b>1160</b>	<b>53</b>	<b>1158</b>	<b>132</b>	<b>123027</b>	<b>18177</b>

# Adult and Juvenile Arrests By County, City and Other

ARRESTS BY OFFENSE	Alexandria		Bedford		Bristol		Buena Vista		Charlottesville		Chesapeake	
	Adult	Juv	Adult	Juv	Adult	Juv	Adult	Juv	Adult	Juv	Adult	Juv
Murder	2	0	0	0	0	0	0	0	2	1	3	2
Manslaughter	0	0	0	0	0	0	0	0	0	0	0	0
Kidnaping	3	0	1	0	3	0	0	0	7	0	34	1
Sex Offenses, Forcible	14	4	14	0	3	0	1	1	13	1	31	2
Robbery	27	9	2	0	2	0	0	0	18	6	37	16
Aggravated Assault	64	14	9	1	24	1	6	3	46	8	244	32
Simple Assault/Intimidation	494	78	78	11	149	6	27	1	292	10	918	63
Arson	5	2	0	0	2	1	0	0	1	1	5	1
Extortion/Blackmail	0	0	1	0	0	0	0	0	1	0	0	0
Burglary	34	9	12	6	12	1	2	0	25	3	111	15
Larceny	435	94	21	15	75	8	5	0	111	12	637	106
Motor Vehicle Theft	27	8	1	0	3	5	3	0	3	0	23	8
Counterfeiting/Forgery	24	1	38	2	15	0	2	0	31	0	60	8
Fraud	50	1	7	1	12	1	0	0	49	0	73	5
Embezzlement	35	7	0	0	10	0	1	0	15	0	42	0
Stolen Property	11	1	3	0	1	0	0	0	13	0	36	6
Vandalism	33	4	13	7	9	0	3	1	32	3	11	0
Drug/Narcotic Offenses	293	38	28	7	122	6	4	1	195	11	1053	161
Sex Offenses, Nonforcible	2	0	4	0	1	0	0	0	4	0	2	1
Pornography	1	0	0	0	0	0	0	0	0	0	0	0
Gambling	1	0	0	0	0	0	0	0	0	0	3	0
Prostitution	14	1	0	0	0	0	0	0	0	0	0	0
Bribery	0	0	0	0	0	0	0	0	0	0	1	0
Weapon Law Violations	25	11	4	0	11	3	2	2	13	1	97	15
<b>TOTAL GROUP A</b>	<b>1594</b>	<b>282</b>	<b>236</b>	<b>50</b>	<b>454</b>	<b>32</b>	<b>56</b>	<b>9</b>	<b>871</b>	<b>57</b>	<b>3421</b>	<b>442</b>
Bad Checks	38	0	34	0	2	0	8	0	355	0	56	0
Curfew/Loitering/Vagrancy	32	0	0	0	0	0	0	0	0	1	3	177
Disorderly Conduct	134	12	5	4	4	0	6	0	54	3	81	28
Driving Under Influence	379	1	39	0	20	0	55	0	197	2	648	7
Drunkenness	1089	3	69	0	36	0	46	0	270	0	687	6
Family Offenses, Nonforcible	6	0	2	0	0	0	0	0	1	0	11	0
Liquor Laws Violations	690	60	10	9	5	2	0	0	49	3	286	83
Peeping Tom	3	0	0	0	0	0	0	0	1	0	0	0
Runaway	0	7	0	0	0	1	0	0	0	5	0	495
Trespass of Real Property	186	24	40	8	4	1	0	0	63	6	333	40
Conspiracy	0	0	0	0	0	0	0	0	0	0	3	0
All Other (except Traffic)	591	62	117	23	60	7	54	5	743	62	1793	145
<b>TOTAL GROUP B</b>	<b>3148</b>	<b>169</b>	<b>316</b>	<b>44</b>	<b>131</b>	<b>11</b>	<b>169</b>	<b>5</b>	<b>1733</b>	<b>82</b>	<b>3901</b>	<b>981</b>
<b>GRAND TOTAL</b>	<b>4742</b>	<b>451</b>	<b>552</b>	<b>94</b>	<b>585</b>	<b>43</b>	<b>225</b>	<b>14</b>	<b>2604</b>	<b>139</b>	<b>7322</b>	<b>1423</b>

# Adult and Juvenile Arrests By County, City and Other

ARRESTS BY OFFENSE	Colonial Heights		Covington		Danville		Emporia		Fairfax		Falls Church	
	Adult	Juv	Adult	Juv	Adult	Juv	Adult	Juv	Adult	Juv	Adult	Juv
Murder	0	0	4	0	1	0	0	0	0	0	0	0
Manslaughter	0	0	0	0	0	0	0	0	0	0	0	0
Kidnaping	0	0	0	0	1	0	0	0	0	0	0	0
Sex Offenses, Forcible	4	1	0	0	1	0	3	2	0	0	0	0
Robbery	13	0	1	0	4	0	9	6	0	0	0	0
Aggravated Assault	21	2	5	1	14	1	23	1	0	0	0	0
Simple Assault/Intimidation	182	56	45	5	800	26	77	19	0	0	0	0
Arson	0	3	0	0	1	0	0	0	0	0	0	0
Extortion/Blackmail	0	1	0	0	0	0	0	0	0	0	0	0
Burglary	28	17	2	2	3	1	13	13	0	0	0	0
Larceny	294	206	21	26	281	17	63	36	0	0	2	0
Motor Vehicle Theft	0	0	0	4	2	0	9	4	0	0	0	0
Counterfeiting/Forgery	26	1	24	0	18	0	11	0	0	0	0	0
Fraud	11	6	2	2	50	1	3	0	0	0	0	0
Embezzlement	42	2	0	0	4	0	1	0	0	0	0	0
Stolen Property	2	4	0	0	2	0	0	0	0	0	0	0
Vandalism	21	31	2	0	77	5	14	9	0	0	0	0
Drug/Narcotic Offenses	168	35	24	3	120	4	51	11	0	0	0	0
Sex Offenses, Nonforcible	0	0	0	0	0	1	0	0	0	0	0	0
Pornography	0	0	0	0	0	0	0	0	0	0	0	0
Gambling	0	0	0	0	0	0	0	0	0	0	0	0
Prostitution	0	0	1	0	5	0	0	1	0	0	0	0
Bribery	0	0	0	0	0	0	0	0	0	0	0	0
Weapon Law Violations	15	0	8	0	43	5	15	2	0	0	0	0
<b>TOTAL GROUP A</b>	<b>827</b>	<b>365</b>	<b>139</b>	<b>43</b>	<b>1427</b>	<b>61</b>	<b>292</b>	<b>104</b>	<b>0</b>	<b>0</b>	<b>2</b>	<b>0</b>
Bad Checks	33	0	0	0	181	0	34	0	0	0	1	0
Curfew/Loitering/Vagrancy	0	30	0	0	0	90	1	45	0	0	0	0
Disorderly Conduct	28	7	7	0	78	33	17	5	0	0	1	0
Driving Under Influence	205	6	47	0	276	2	48	0	0	0	2	0
Drunkenness	91	7	77	0	546	7	65	0	0	0	2	0
Family Offenses, Nonforcible	0	0	0	0	4	0	1	0	0	0	1	0
Liquor Laws Violations	54	22	2	3	28	2	10	3	0	0	1	1
Peeping Tom	1	0	0	0	1	0	0	0	0	0	0	0
Runaway	0	48	0	1	0	0	0	4	0	0	0	0
Trespass of Real Property	53	28	5	0	252	43	16	11	0	0	4	0
Conspiracy	0	0	0	0	0	0	0	0	0	0	0	0
All Other (except Traffic)	778	79	59	3	2181	197	121	15	1	0	0	0
<b>TOTAL GROUP B</b>	<b>1243</b>	<b>227</b>	<b>197</b>	<b>7</b>	<b>3547</b>	<b>374</b>	<b>313</b>	<b>83</b>	<b>1</b>	<b>0</b>	<b>12</b>	<b>1</b>
<b>GRAND TOTAL</b>	<b>2070</b>	<b>592</b>	<b>336</b>	<b>50</b>	<b>4974</b>	<b>435</b>	<b>605</b>	<b>187</b>	<b>1</b>	<b>0</b>	<b>14</b>	<b>1</b>

# Adult and Juvenile Arrests By County, City and Other

ARRESTS BY OFFENSE	Franklin		Fredericksburg		Galax		Hampton		Harrisonburg		Hopewell	
	Adult	Juv	Adult	Juv	Adult	Juv	Adult	Juv	Adult	Juv	Adult	Juv
Murder	0	0	0	1	0	0	10	0	0	0	1	0
Manslaughter	0	0	0	0	0	0	0	0	0	0	0	0
Kidnaping	0	0	15	0	0	0	42	3	2	0	7	0
Sex Offenses, Forcible	2	2	11	1	0	0	33	10	7	3	9	0
Robbery	0	0	14	3	4	0	69	14	16	1	7	0
Aggravated Assault	10	3	33	3	3	3	104	11	42	6	29	0
Simple Assault/Intimidation	99	7	155	13	45	1	756	69	162	8	276	1
Arson	0	0	1	0	0	0	2	3	9	2	0	0
Extortion/Blackmail	0	0	1	0	0	0	0	0	0	0	1	0
Burglary	15	1	18	1	5	0	109	20	11	8	26	8
Larceny	41	5	134	19	42	11	536	142	89	16	64	0
Motor Vehicle Theft	1	3	0	0	5	0	20	35	10	0	0	0
Counterfeiting/Forgery	8	0	26	0	35	0	58	1	18	0	4	0
Fraud	11	1	26	0	8	0	95	1	26	1	7	0
Embezzlement	11	0	25	2	1	0	51	0	11	0	1	0
Stolen Property	5	1	15	1	1	0	61	9	5	5	4	3
Vandalism	7	0	19	4	8	1	58	17	24	3	52	0
Drug/Narcotic Offenses	71	2	276	25	42	3	701	50	261	18	185	5
Sex Offenses, Nonforcible	0	0	0	0	0	0	6	0	3	0	0	0
Pornography	0	0	0	0	0	0	2	0	3	0	1	0
Gambling	0	1	0	0	0	0	0	0	0	0	0	0
Prostitution	0	0	4	0	0	0	19	0	2	1	0	0
Bribery	0	0	0	0	0	0	0	0	0	0	0	0
Weapon Law Violations	10	0	20	3	8	0	73	21	19	0	20	1
<b>TOTAL GROUP A</b>	<b>291</b>	<b>26</b>	<b>793</b>	<b>76</b>	<b>207</b>	<b>19</b>	<b>2805</b>	<b>406</b>	<b>720</b>	<b>72</b>	<b>694</b>	<b>18</b>
Bad Checks	19	0	99	0	84	0	50	0	189	0	54	0
Curfew/Loitering/Vagrancy	0	4	0	0	0	0	1	201	0	0	0	28
Disorderly Conduct	7	0	53	2	15	2	6	5	270	4	23	1
Driving Under Influence	31	0	102	1	76	2	103	0	278	3	17	0
Drunkenness	42	0	554	4	70	1	46	4	620	4	71	1
Family Offenses, Nonforcible	2	0	4	0	2	0	4	1	8	0	2	0
Liquor Laws Violations	8	1	107	7	17	8	32	38	523	23	12	4
Peeping Tom	0	0	0	0	0	0	2	0	2	0	0	0
Runaway	0	0	0	0	0	2	0	419	0	1	0	0
Trespass of Real Property	23	1	91	8	22	2	183	39	89	12	39	2
Conspiracy	0	0	2	0	0	0	0	0	0	0	1	0
All Other (except Traffic)	122	4	833	58	26	4	2168	72	1168	42	236	17
<b>TOTAL GROUP B</b>	<b>254</b>	<b>10</b>	<b>1845</b>	<b>80</b>	<b>312</b>	<b>21</b>	<b>2595</b>	<b>779</b>	<b>3147</b>	<b>89</b>	<b>455</b>	<b>53</b>
<b>GRAND TOTAL</b>	<b>545</b>	<b>36</b>	<b>2638</b>	<b>156</b>	<b>519</b>	<b>40</b>	<b>5400</b>	<b>1185</b>	<b>3867</b>	<b>161</b>	<b>1149</b>	<b>71</b>

# Adult and Juvenile Arrests By County, City and Other

ARRESTS BY OFFENSE	Lexington		Lynchburg		Manassas		Manassas Park		Martinsville		Newport News	
	Adult	Juv	Adult	Juv	Adult	Juv	Adult	Juv	Adult	Juv	Adult	Juv
Murder	0	0	18	1	1	0	0	0	2	3	7	1
Manslaughter	0	0	0	0	0	0	0	0	0	0	0	0
Kidnaping	1	0	24	3	2	0	0	0	2	0	38	2
Sex Offenses, Forcible	2	0	12	2	6	0	0	2	6	1	68	28
Robbery	1	0	19	5	13	6	0	0	3	0	83	38
Aggravated Assault	2	1	46	9	25	0	2	0	19	5	243	57
Simple Assault/Intimidation	29	0	760	72	166	3	21	0	213	19	1292	208
Arson	0	0	4	2	0	1	0	3	3	0	7	34
Extortion/Blackmail	0	0	0	0	2	0	0	0	0	0	0	0
Burglary	4	0	26	14	4	0	4	0	6	8	176	110
Larceny	10	0	318	86	62	3	9	1	88	17	432	250
Motor Vehicle Theft	1	0	0	0	6	1	3	1	5	9	34	96
Counterfeiting/Forgery	2	0	27	2	11	0	4	0	95	1	64	1
Fraud	8	0	50	6	24	1	5	1	23	2	107	7
Embezzlement	6	0	13	0	9	0	0	0	6	0	34	5
Stolen Property	0	0	10	1	2	0	1	0	0	0	72	39
Vandalism	6	0	50	10	13	1	3	0	16	4	106	77
Drug/Narcotic Offenses	15	0	421	43	201	13	30	2	76	7	1262	132
Sex Offenses, Nonforcible	0	0	2	0	1	0	0	0	0	0	2	1
Pornography	1	0	0	0	0	0	0	0	0	0	1	0
Gambling	0	0	1	1	0	0	0	0	0	0	5	1
Prostitution	0	0	12	0	1	0	0	0	0	0	19	0
Bribery	0	0	0	0	0	0	0	0	0	0	0	0
Weapon Law Violations	3	0	48	15	11	4	13	4	17	1	140	37
<b>TOTAL GROUP A</b>	<b>91</b>	<b>1</b>	<b>1861</b>	<b>272</b>	<b>560</b>	<b>33</b>	<b>95</b>	<b>14</b>	<b>580</b>	<b>77</b>	<b>4192</b>	<b>1124</b>
Bad Checks	6	0	133	0	31	0	5	0	31	0	1	0
Curfew/Loitering/Vagrancy	1	2	1	1	0	0	0	0	0	0	6	252
Disorderly Conduct	0	0	91	16	60	6	3	2	55	9	101	49
Driving Under Influence	61	0	227	4	304	6	113	2	118	3	306	10
Drunkenness	71	2	533	2	382	3	68	1	188	0	881	10
Family Offenses, Nonforcible	0	0	9	0	0	0	1	0	1	0	187	7
Liquor Laws Violations	16	1	273	21	124	17	6	3	20	5	12	40
Peeping Tom	1	0	4	0	0	0	0	0	0	0	11	0
Runaway	0	0	0	127	0	0	0	1	0	0	0	310
Trespass of Real Property	7	2	423	49	29	1	9	3	37	2	233	123
Conspiracy	0	0	0	0	0	0	3	0	0	0	0	0
All Other (except Traffic)	17	3	1618	84	556	25	85	14	304	32	647	442
<b>TOTAL GROUP B</b>	<b>180</b>	<b>10</b>	<b>3312</b>	<b>304</b>	<b>1486</b>	<b>58</b>	<b>293</b>	<b>26</b>	<b>754</b>	<b>51</b>	<b>2385</b>	<b>1243</b>
<b>GRAND TOTAL</b>	<b>271</b>	<b>11</b>	<b>5173</b>	<b>576</b>	<b>2046</b>	<b>91</b>	<b>388</b>	<b>40</b>	<b>1334</b>	<b>128</b>	<b>6577</b>	<b>2367</b>

# Adult and Juvenile Arrests By County, City and Other

ARRESTS BY OFFENSE	Norfolk		Norton		Petersburg		Poquoson		Portsmouth		Radford	
	Adult	Juv	Adult	Juv	Adult	Juv	Adult	Juv	Adult	Juv	Adult	Juv
Murder	18	0	0	0	6	0	0	0	8	4	0	0
Manslaughter	0	0	0	0	0	0	0	0	1	0	0	0
Kidnaping	45	0	1	0	2	0	2	0	53	2	0	0
Sex Offenses, Forcible	35	4	0	0	12	4	1	0	13	4	0	0
Robbery	50	3	0	0	23	1	0	0	46	11	0	0
Aggravated Assault	57	4	8	0	67	2	2	0	98	15	0	0
Simple Assault/Intimidation	477	11	21	9	457	20	30	4	1185	97	0	0
Arson	1	0	0	0	2	1	0	0	2	1	0	0
Extortion/Blackmail	0	0	0	0	0	0	0	0	0	0	0	0
Burglary	64	1	2	4	35	6	0	1	56	9	0	0
Larceny	568	41	108	20	127	24	8	7	293	30	0	0
Motor Vehicle Theft	11	3	2	2	8	3	2	1	2	0	0	0
Counterfeiting/Forgery	76	0	3	0	41	0	4	0	19	0	0	0
Fraud	62	2	1	0	4	0	1	0	14	0	0	0
Embezzlement	36	1	1	0	7	0	0	0	2	0	0	0
Stolen Property	31	0	1	0	18	1	0	2	24	2	0	0
Vandalism	36	5	3	1	40	1	3	1	55	3	0	0
Drug/Narcotic Offenses	1167	9	10	1	222	20	61	21	830	41	11	0
Sex Offenses, Nonforcible	4	0	0	0	1	0	0	0	3	1	0	0
Pornography	2	0	1	0	0	0	0	0	0	0	0	0
Gambling	0	0	0	0	1	0	0	0	1	0	0	0
Prostitution	84	0	0	0	3	0	0	0	9	0	0	0
Bribery	0	0	0	0	0	0	0	0	0	0	0	0
Weapon Law Violations	54	4	4	1	42	4	3	0	69	4	0	0
<b>TOTAL GROUP A</b>	<b>2878</b>	<b>88</b>	<b>166</b>	<b>38</b>	<b>1118</b>	<b>87</b>	<b>117</b>	<b>37</b>	<b>2783</b>	<b>224</b>	<b>11</b>	<b>0</b>
Bad Checks	97	0	1	0	23	0	3	0	10	0	0	0
Curfew/Loitering/Vagrancy	0	0	0	0	2	47	0	8	0	20	0	0
Disorderly Conduct	1110	35	8	4	125	12	2	0	66	5	0	0
Driving Under Influence	561	0	50	0	89	0	37	1	230	0	1	0
Drunkenness	1559	4	78	0	66	2	23	0	332	0	0	0
Family Offenses, Nonforcible	226	0	8	0	2	0	1	0	97	0	0	0
Liquor Laws Violations	1110	20	27	10	65	2	17	3	43	3	0	0
Peeping Tom	2	0	0	0	0	0	0	0	1	0	0	0
Runaway	0	45	0	0	0	1	0	0	0	0	0	0
Trespass of Real Property	1489	31	3	0	188	9	0	0	770	5	0	0
Conspiracy	0	1	0	0	0	0	0	0	0	0	0	0
All Other (except Traffic)	7058	1009	104	4	1210	20	23	1	1459	16	3	0
<b>TOTAL GROUP B</b>	<b>13212</b>	<b>1145</b>	<b>279</b>	<b>18</b>	<b>1770</b>	<b>93</b>	<b>106</b>	<b>13</b>	<b>3008</b>	<b>49</b>	<b>4</b>	<b>0</b>
<b>GRAND TOTAL</b>	<b>16090</b>	<b>1233</b>	<b>445</b>	<b>56</b>	<b>2888</b>	<b>180</b>	<b>223</b>	<b>50</b>	<b>5791</b>	<b>273</b>	<b>15</b>	<b>0</b>



# Adult and Juvenile Arrests By County, City and Other

ARRESTS BY OFFENSE	Richmond		Roanoke		Salem		Staunton		Suffolk		Virginia Beach	
	Adult	Juv	Adult	Juv	Adult	Juv	Adult	Juv	Adult	Juv	Adult	Juv
Murder	22	0	0	0	1	0	0	0	3	0	1	0
Manslaughter	0	0	0	0	0	0	0	0	0	0	0	0
Kidnaping	44	1	0	0	1	0	3	0	12	0	46	5
Sex Offenses, Forcible	64	29	0	1	6	1	11	1	16	2	78	12
Robbery	178	15	0	0	4	1	5	0	31	0	59	8
Aggravated Assault	402	56	0	0	8	0	28	2	45	3	97	28
Simple Assault/Intimidation	1407	484	1	0	163	20	341	26	521	5	2475	599
Arson	10	18	0	0	4	0	1	3	2	0	14	9
Extortion/Blackmail	0	0	0	0	0	0	0	0	0	0	0	10
Burglary	202	40	0	0	9	1	12	16	25	0	160	77
Larceny	523	75	13	0	81	33	191	83	250	12	976	546
Motor Vehicle Theft	151	85	0	0	12	6	15	6	1	0	56	24
Counterfeiting/Forgery	73	0	0	0	111	2	121	0	19	1	103	6
Fraud	19	1	3	0	21	3	29	1	19	0	106	5
Embezzlement	6	0	0	0	3	0	9	0	6	0	80	3
Stolen Property	3	1	0	0	5	1	1	0	8	1	32	9
Vandalism	169	58	0	0	25	24	35	19	52	1	183	128
Drug/Narcotic Offenses	1184	125	63	2	127	12	95	21	185	20	1719	244
Sex Offenses, Nonforcible	6	0	0	0	0	0	1	0	0	0	10	4
Pornography	0	0	0	0	0	0	4	0	0	0	3	0
Gambling	1	0	0	0	0	0	0	0	3	0	0	0
Prostitution	200	0	19	0	0	0	0	0	0	0	45	1
Bribery	0	0	0	0	0	0	0	0	0	0	0	0
Weapon Law Violations	199	37	6	0	17	1	9	5	25	1	169	59
<b>TOTAL GROUP A</b>	<b>4863</b>	<b>1025</b>	<b>105</b>	<b>3</b>	<b>598</b>	<b>105</b>	<b>911</b>	<b>183</b>	<b>1223</b>	<b>46</b>	<b>6412</b>	<b>1777</b>
Bad Checks	98	0	5	0	43	0	80	1	82	0	96	0
Curfew/Loitering/Vagrancy	3	38	0	0	0	0	0	4	0	0	14	891
Disorderly Conduct	106	94	0	2	18	10	41	21	16	13	856	208
Driving Under Influence	337	3	114	0	166	2	124	0	132	0	2350	13
Drunkenness	658	1	6	1	178	1	246	2	25	3	3611	19
Family Offenses, Nonforcible	31	1	0	0	2	0	6	0	27	0	32	1
Liquor Laws Violations	0	0	20	3	18	6	30	38	32	6	1112	356
Peeping Tom	0	0	0	0	0	0	0	0	0	0	8	2
Runaway	0	0	0	0	0	7	0	59	0	0	0	3
Trespass of Real Property	29	8	16	0	24	5	30	15	57	20	441	161
Conspiracy	7	0	0	0	0	0	0	0	0	0	0	0
All Other (except Traffic)	4303	51	78	9	553	57	167	15	842	7	10021	961
<b>TOTAL GROUP B</b>	<b>5572</b>	<b>196</b>	<b>239</b>	<b>15</b>	<b>1002</b>	<b>88</b>	<b>724</b>	<b>155</b>	<b>1213</b>	<b>49</b>	<b>18541</b>	<b>2615</b>
<b>GRAND TOTAL</b>	<b>10435</b>	<b>1221</b>	<b>344</b>	<b>18</b>	<b>1600</b>	<b>193</b>	<b>1635</b>	<b>338</b>	<b>2436</b>	<b>95</b>	<b>24953</b>	<b>4392</b>

# Adult and Juvenile Arrests By County, City and Other

ARRESTS BY OFFENSE	Waynesboro		Williamsburg		Winchester			Total City	
	Adult	Juv	Adult	Juv	Adult	Juv		Adult	Juv
Murder	0	0	0	0	1	0		111	13
Manslaughter	0	0	0	0	0	0		1	0
Kidnaping	7	1	3	0	1	0		402	18
Sex Offenses, Forcible	15	2	3	1	12	5		506	126
Robbery	15	4	0	5	7	5		760	157
Aggravated Assault	71	11	7	0	8	5		1912	288
Simple Assault/Intimidation	242	27	53	7	182	42		14591	2027
Arson	2	0	0	0	0	2		78	87
Extortion/Blackmail	0	0	0	0	0	0		6	11
Burglary	32	4	6	0	7	6		1256	402
Larceny	128	21	27	3	214	177		7277	2142
Motor Vehicle Theft	16	5	4	8	0	0		436	317
Counterfeiting/Forgery	25	5	2	0	12	0		1210	31
Fraud	35	1	5	0	26	2		992	52
Embezzlement	16	1	2	0	6	1		492	22
Stolen Property	9	0	1	2	8	2		385	91
Vandalism	44	3	9	2	23	12		1254	435
Drug/Narcotic Offenses	126	12	39	2	326	18		11764	1125
Sex Offenses, Nonforcible	0	0	0	0	0	0		52	8
Pornography	0	0	0	0	1	0		20	0
Gambling	0	0	0	0	0	0		16	3
Prostitution	0	0	0	0	0	0		437	4
Bribery	0	0	0	0	0	0		1	0
Weapon Law Violations	21	1	2	1	18	2		1253	245
<b>TOTAL GROUP A</b>	<b>804</b>	<b>98</b>	<b>163</b>	<b>31</b>	<b>852</b>	<b>279</b>		<b>45212</b>	<b>7604</b>
Bad Checks	35	0	2	0	190	1		2209	2
Curfew/Loitering/Vagrancy	0	0	0	0	0	2		64	1841
Disorderly Conduct	15	4	2	0	21	0		3485	596
Driving Under Influence	111	3	40	0	300	5		8294	76
Drunkenness	162	6	66	0	103	0		13617	94
Family Offenses, Nonforcible	9	0	0	0	11	1		698	11
Liquor Laws Violations	18	16	19	5	118	28		4914	852
Peeping Tom	0	0	1	0	0	0		38	2
Runaway	0	79	0	0	0	2		0	1617
Trespass of Real Property	23	12	3	0	13	8		5227	679
Conspiracy	0	0	0	0	0	0		16	1
All Other (except Traffic)	444	70	22	3	865	31		41430	3649
<b>TOTAL GROUP B</b>	<b>817</b>	<b>190</b>	<b>155</b>	<b>8</b>	<b>1621</b>	<b>78</b>		<b>79992</b>	<b>9420</b>
<b>GRAND TOTAL</b>	<b>1621</b>	<b>288</b>	<b>318</b>	<b>39</b>	<b>2473</b>	<b>357</b>		<b>125204</b>	<b>17024</b>

# Adult and Juvenile Arrests By County, City and Other

ARRESTS BY OFFENSE	College/Univ		Other Agency		Total Other			Total State	
	Adult	Juv	Adult	Juv	Adult	Juv		Adult	Juv
Murder	0	0	0	0	0	0		241	20
Manslaughter	0	0	0	0	0	0		4	0
Kidnaping	5	0	0	0	5	0		679	35
Sex Offenses, Forcible	1	0	0	0	1	0		1197	300
Robbery	1	0	1	0	2	0		1216	270
Aggravated Assault	8	0	35	0	43	0		4143	595
Simple Assault/Intimidation	58	4	54	0	112	4		30886	4756
Arson	1	0	0	0	1	0		185	204
Extortion/Blackmail	0	0	0	0	0	0		16	13
Burglary	14	0	1	0	15	0		3025	993
Larceny	54	8	32	0	86	8		16155	4653
Motor Vehicle Theft	4	2	26	1	30	3		1061	497
Counterfeiting/Forgery	14	0	34	2	48	2		3027	100
Fraud	9	0	47	2	56	2		2334	115
Embezzlement	2	0	3	0	5	0		1193	57
Stolen Property	4	0	6	0	10	0		808	146
Vandalism	24	0	10	0	34	0		3082	1251
Drug/Narcotic Offenses	241	12	143	19	384	31		22761	2723
Sex Offenses, Nonforcible	0	0	0	0	0	0		118	20
Pornography	0	0	0	0	0	0		49	5
Gambling	0	0	3	0	3	0		27	3
Prostitution	0	0	0	0	0	0		519	4
Bribery	0	0	0	0	0	0		4	0
Weapon Law Violations	16	0	53	2	69	2		2883	531
<b>TOTAL GROUP A</b>	<b>456</b>	<b>26</b>	<b>448</b>	<b>26</b>	<b>904</b>	<b>52</b>		<b>95613</b>	<b>17291</b>
Bad Checks	4	0	4	0	8	0		7657	14
Curfew/Loitering/Vagrancy	0	0	0	0	0	0		99	2514
Disorderly Conduct	49	0	22	0	71	0		5332	1342
Driving Under Influence	330	4	185	0	515	4		23966	268
Drunkenness	466	3	114	0	580	3		24886	293
Family Offenses, Nonforcible	1	0	6	0	7	0		1013	21
Liquor Laws Violations	340	20	1657	89	1997	109		8931	1917
Peeping Tom	3	0	0	0	3	0		79	5
Runaway	0	0	0	0	0	0		0	3943
Trespass of Real Property	111	4	29	1	140	5		7720	1051
Conspiracy	3	1	0	0	3	1		85	7
All Other (except Traffic)	421	8	514	33	935	41		78013	6750
<b>TOTAL GROUP B</b>	<b>1728</b>	<b>40</b>	<b>2531</b>	<b>123</b>	<b>4259</b>	<b>163</b>		<b>157781</b>	<b>18125</b>
<b>GRAND TOTAL</b>	<b>2184</b>	<b>66</b>	<b>2979</b>	<b>149</b>	<b>5163</b>	<b>215</b>		<b>253394</b>	<b>35416</b>