

CRIME IN VIRGINIA



JANUARY-DECEMBER, 2001

Virginia Uniform Crime Reporting Program

DEPARTMENT OF STATE POLICE
Colonel W. Gerald Massengill
Superintendent
RICHMOND

Foreword

Crime is of great concern to all citizens of Virginia. By use of crime statistics, criminal justice agencies can make an informed decision concerning the most efficient and effective manner in which to dedicate their limited resources toward the reduction of crime in their communities. The Uniform Crime Reporting (UCR) Program is a system of collecting and analyzing crime statistics gathered on selected crimes by participating law enforcement agencies throughout the State. We acknowledge the efforts made by these agencies in making this report accurate and concise.

With this publication, all information is in the Incident Based format. The Incident Based Reporting central repository went into production in January 1994. At that time all contributing agencies were given five years to convert their summary system into an incident based system. All but a few agencies have completed this process and we are no longer accepting summary hard copy reports. In the section, Offenses By Contributor, if the agency did not submit an entire year of data, the footnote beside the agency's name represents the number of months of submission. The statewide population for this publication, 7,187,700, are 2001 provisional estimates provided by the Weldon Cooper Center For Public Service, University of Virginia.

In accordance with the *Code of Virginia*, the Department of State Police, as the central repository, collects crime information from participating agencies; the most accurate information available in Virginia is used to generate the statistics contained in this publication. UCR statistics were originally for police agencies only, but community concern has generated a use by both public and private sources. This use increases yearly. The UCR information has become the primary vehicle used to evaluate levels of criminal activity in jurisdictions throughout Virginia.

The participation and cooperation of all agencies making this publication possible is sincerely appreciated. The quality of the program continues to be maintained through their cooperative efforts.

Colonel W. Gerald Massengill
Superintendent

Dedication

This publication is dedicated to the memory of the following law enforcement officer who was feloniously killed while performing his duties during 2001.

Police Officer II James B. Gilbert

Norfolk Police Department
April 5, 1973 - September 28, 2001
Employed January 12, 1998

Facts At A Glance

- **There were 477,875 Group A Offenses reported by the contributing agencies.** (Page 8)
- **The total number of incidents of crime were 419,848 and the month of August had the greatest number reported.** (Page 7)
- **Of the 21,720 violent crimes reported, 42.4% occurred in the home.** (Page 43)
- **There were 5,033 victims of the 4,724 forcible sex offenses reported by the contributing agencies. 86% were females.** (Pages 14 & 15)
- **The theft of jewelry & precious metals accounted for a property loss of \$22,849,453.** (Page 57)
- **Firearms represented 15.5% of all weapons used in Aggravated Assaults. 73% of all victims of aggravated assault had some type of injury.** (Page 44)
- **18,257 offenses of Motor Vehicle Thefts were reported, amounting to a total value loss of \$109,309,561.** (Page 58)
- **There were 113,365 Group A arrests reported by contributing agencies and 176,549 Group B arrests reported.** (Pages 71 & 72)
- **There were 1,464 assaults on officers reported in Virginia. 35.2% involved some type of injury to the officer.** (Page 53)
- **Of the 409 Hate Crimes reported, 47.9% of these were some type of assault offense and 31.5% were vandalism/damage of property offenses.** (Page 49)

Table of Contents

I.	2001 VIRGINIA UNIFORM CRIME REPORTING PROGRAM	Page
	A. History of UCR Program	1
	B. UCR Objectives	1
	C. Incident Based Reporting	2
	D. Crime Factors	3
	E. Crime Trends	4
II.	GROUP A OFFENSES	
	A. Definitions of Group A Offense Categories	6
	B. Monthly Offenses	7
	C. Crime Clocks	8
	D. Homicide	9
	E. Forcible Sex Offenses	13
	F. Robbery	18
	G. Assault Offenses	22
	H. Burglary	26
	I. Larceny	30
	J. Motor Vehicle Theft	33
	K. Arson	37
III.	SUMMARY OF GROUP A OFFENSES	
	A. Violent Crime—Relationship of Victim to Offender	42
	B. Violent Crime—Offender Suspected of Using	42
	C. Violent Crime—Resident Status of Victim	42
	D. Violent Crime—Location and Time of Offense	43
	E. Violent Crime—Weapon Used, Victim Injury	44
	F. Violent Crime—Age, Gender & Race of Victim/Offender	45
	G. Property Crime—Offender Suspected of Using	46
	H. Property Crime—Offenses by Time of Day	46
	I. Property Crime—Location By Offense	47
	J. Property Crime—Offense by Day of Week	48
	K. Property Crime—Victims & Offenders by Race & Gender	48
	L. Hate Crime	49
IV.	LAW ENFORCEMENT OFFICERS KILLED AND ASSAULTED	
	A. Officers Assaulted by Type of Activity	52
	B. Officers Assaulted by Type of Weapon	53
	C. Officers Injured by Type of Injury	53
	D. Officers Assaulted by Type of Assignment	54
	E. Officers Assaulted by Time of Day	54

V.	VALUE OF PROPERTY LOSS	
	A. Value of Property Stolen & Recovered by Month	56
	B. Value Loss by Property Description	57
	C. Value of Property Stolen by Type of Offense	58
VI.	ARREST DATA	
	A. Number of Arrests by Quarter	60
	B. Number of Arrests by Age, Gender, and Race	61
	C. IBR Agencies' Drug Arrests by Age & Type of Drug	63
	D. IBR Agencies' Juveniles Arrested by Offense	64
	E. IBR Agencies' Adults Arrested by Age	66
	F. IBR Agencies' Arrests by Gender	69
	G. IBR Agencies' Arrests by Race	70
	H. IBR Agencies' Group A Arrests--Distribution & Rate	71
	I. IBR Agencies' Group B Arrests by Race and Gender	72
VII.	CONTRIBUTING AGENCIES FULL-TIME EMPLOYEES	73
VIII.	GROUP A OFFENSES BY IBR CONTRIBUTOR	79
IX.	ARREST BY COUNTY AND CITY	101

Virginia Uniform Crime Reporting Program

HISTORY

Development of the nationwide summary Uniform Crime Reporting (UCR) Program began seventy years ago. In 1930, crime counts were first requested from local police departments, with the Federal Bureau of Investigation designated by Congress to collect, compile, and analyze these statistics. The Committee on Uniform Crime Records of the International Association of Chiefs of Police played a primary role in the origin and development of the UCR Program and, to this day, serves in a strong advisory capacity. The National Sheriff's Association (NSA) in 1966, established a Committee on Uniform Crime Reporting to serve in an advisory capacity to the NSA membership and the national Uniform Crime Reporting Program. Today, this Committee and similar committees within the state law enforcement associations are active in promoting interest in the UCR Program. Standardized offense classifications and scoring procedures to insure uniformity and consistency of data were the keynote of the reports. All of the Uniform Crime Reports were designed to be a by-product of information that a law enforcement agency should routinely compile for its own efficient administration and performance. The underlying philosophy and focus is and always has been oriented toward police statistics for use by law enforcement agencies, but the unique nature of the program makes the data invaluable for use by elected officials and the American public.

The FBI has actively assisted individual states in the development of statewide programs of police statistics compatible with the national system. These state statistical programs provide the advantage of increased coverage of law enforcement agencies due to mandatory reporting requirements. State systems also provide direct and frequent service to law enforcement agencies in assuring completeness and quality of information provided by them. Through coordination by the state collection agency, the data is available for use by the state, and the collection and reporting machinery for the national program is substantially streamlined.

Prior to June 30, 1974, no mandatory uniform crime reporting law existed in Virginia, and of the 288 agencies in the Commonwealth, 162 or 56% were voluntarily reporting directly to the Federal Bureau of Investigation. Effective law enforcement requires the coordinated action of all law enforcement agencies within and among political subdivisions. Special attention must often be devoted to a selective and concentrated effort both area wide as well as in terms of a specific pattern and type of criminal behavior. Selective and coordinated enforcement becomes possible only when the type and volume of crime can be analyzed on a basis of accurate information, statistically developed and coordinated.

The need for statistical information on the number of offenses and offenders was long recognized in the state. The system developed in Virginia gave vital information that assisted law enforcement agencies throughout the state by furnishing information for management decisions and planning programs. Virginia has now converted to a more extensive data collection system. This new system is discussed on the following page.

A statewide UCR program informs the Governor, Legislature, local and state law enforcement agencies, other governmental officials, and the public as to the nature of crime problems in Virginia, their magnitude, and their trend over a period of time. Local and state officials are able to assess the direction and impact of crime through the collection of timely and reliable statistical information.

UCR SYSTEM OBJECTIVES

The fundamental objectives of the Virginia Uniform Crime Reporting Program are:

- (1) To inform the Governor, Legislature, and other governmental officials, and the public as to the nature of the crime problem in Virginia—its magnitude and its trend.
- (2) To provide law enforcement administrators with criminal statistics for administrative and operational use.
- (3) To determine who commits crimes by age, sex, race, and other attributes in order to find the proper focus for crime prevention and enforcement.
- (4) To provide base data and statistics to measure the workload and effectiveness of Virginia's criminal justice system.
- (5) To provide base data and statistics to measure the effects of prevention and deterrence programs.
- (6) To provide base data and statistics for research to improve the efficiency, effectiveness and performance of criminal justice agencies.
- (7) To provide base data to assist in the assessment of social and other causes for the development of theories of criminal behavior.

Incident Based Reporting

THE INCIDENT BASED REPORTING SYSTEM

Virginia is now publishing crime data in a different format. This new reporting system is the Incident Based Reporting System. The Incident Based Reporting (IBR) system was designed to meet law enforcement needs well into the new millennium. The following information is furnished to provide an overall description of IBR.

During the preliminary development of IBR by the Federal Bureau of Investigation, advice was solicited from the National Association of State UCR programs, the International Association of Chiefs of Police, the National Sheriffs' Association, the National Alliance of State Drug Enforcement Agencies and other federal, state and local criminal justice agencies.

The guidelines and specification developed were provided to South Carolina for testing in a pilot program in 1987. As a result of the testing, further refinements were made. In 1988, a national conference was held to present these guidelines and obtain feedback from representatives of law enforcement agencies in attendance. While the consensus was that the Federal Bureau of Investigation should proceed with efforts to implement this system nationally, additional suggestions concerning this program were submitted.

Virginia formed a State UCR Committee in 1986 to follow the developments of the IBR and to evaluate its impact on our state. This committee was composed of representatives from the Virginia State Sheriffs' Association, the Virginia Association of Chiefs of Police, the Department of Criminal Justice Services, and the Department of State Police. The State UCR Committee created the UCR Forms Subcommittee, which included representatives from police and sheriffs' agencies, the State Police, and the Department of Criminal Justice Services. This subcommittee developed, tested and subsequently recommended a standard Incident Based Reporting form for use in Virginia. The Forms Subcommittee recommended this form be used at the option of the reporting agencies. However, agencies may use their own form to report the required data to the central repository. It is important, at this point, to recognize that this form is used to *collect* the various data concerning criminal activity. Because of the numerous data elements collected, law enforcement agencies *report* this data to the central repository via an automated system.

The UCR Committee recommended that the Superintendent of the Department of State Police adopt the minimum, mandatory data standards recommended by FBI/UCR and proceed with the implementation of Incident Based Reporting in Virginia. In addition, the committee recommended that the data be collected which would relate the offender to the offense, the type of property security/alarm system used, and the method/direction used by the offender to flee the scene. Additional data is collected on Officer Assaulted/Killed Reports relating to the types of activities and assignments the officer was performing at the time of the offense.

Some of the major benefits derived from the IBR system are greater specificity in reporting; more correlation between offenses, property, victims, offenders, and arrestees; expanded victim/offender relationships; distinction between attempted and completed crimes; and increased reporting of various circumstances relative to specific crimes.

The IBR system requires that extensive data be reported for *each crime* occurring during a particular incident. Under the old summary system, only limited data concerning the *most serious crime* occurring during a particular incident was reported.

Information relating to two different levels of offenses are collected by the IBR system. The most serious offenses are designated as Group "A" offenses; the less serious offenses are designated as Group "B" offenses. Group "A" offenses consist of 22 categories of crimes involving 46 different offenses; a maximum of 10 offenses per incident may be reported. Agencies are required to report 75 data elements for each Group "A" offense. Group "B" offenses, consisting of 11 crimes, only require reporting arrest data and the identification of the case and reporting agency.

The new offense categories along with their definitions are provided on page six.

Crime Factors

Crime trends vary from place to place; thus, a review of the statistics and comparison of data should be done with caution. While the causes and origins of crime have been the subject of investigation by many disciplines, *Crime in Virginia* restricts itself to population size alone to establish a crime rate.

Some factors believed to affect the type and volume of crime in various places are:

1. Population size, density and degree of urbanization;
2. Population variations in composition and stability;
3. Economic conditions and employment availability;
4. Mores, cultural conditions, education, and religious characteristics;
5. Family cohesiveness;
6. Climate, including seasonal weather conditions;
7. Effective strength of the police force;
8. Standards governing appointments to the police force;
9. Attitudes and policies of the courts, prosecutors and corrections;
10. Citizen attitudes toward crime and police;
11. The administrative and investigative efficiency of police agencies and the organization and cooperation of adjoining and overlapping police jurisdiction;
12. Crime reporting practices of citizens.

Crime Trends 2001

Group A Offenses	Year	Number of Offenses	Rate Per 100,000
Murder	2001	355	4.94
Kidnapping/Abduction	2001	1317	18.32
Forcible Sex Offenses	2001	5039	70.11
Robbery	2001	6609	91.95
Aggravated Assaults	2001	11345	157.84
Simple Assaults/Intimidation	2001	87052	1211.13
Arson	2001	1788	24.88
Extortion/Blackmail	2001	71	.99
Burglary	2001	29978	417.07
Larceny	2001	169460	2357.64
Motor Vehicle Theft	2001	18257	254.00
Counterfeiting/Forgery	2001	8245	114.71
Fraud	2001	12374	172.16
Embezzlement	2001	3138	43.66
Stolen Property	2001	1232	17.14
Damage/Vandalism	2001	90147	1254.19
Drug/Narcotics	2001	33210	462.04
Nonforcible Sex Offenses	2001	271	3.77
Pornography	2001	115	1.6
Gambling	2001	41	.57
Prostitution	2001	753	10.48
Bribery	2001	12	.17
Weapon Law Violations	2001	8387	116.69

All counts are number of offenses except for offenses against a person in which victims are counted.



II

Group A Offenses

Definitions of Categories of Group A Offenses

For practical purposes of measuring the trend and distribution of crime on the National and State level, the definitions for crime in the Incident Based Reporting (IBR) Program are generic in order not to exclude varying state and Federal statutes relating to the same type of crime. The definitions which were developed for IBR are not meant to be used for charging persons with crimes. Essential to the maintaining of uniform and consistent data is the establishment of standard definitions which are used for the State and National Programs.

The IBR Group A Offense Categories and their definitions are:

Arson - Definition on Page 37

Assault - Definition on Page 22

Bribery - The offering, giving, receiving, or soliciting of anything of value (i.e., a bribe, gratuity, or kickback) to sway the judgment or action of a person in a position of trust or influence.

Burglary - Definition on Page 26

Counterfeiting/Forgery - The altering, copying, or imitation of something, without authority or right, with the intent to deceive or defraud by passing the copy or thing altered or imitated as that which is original or genuine; or the selling, buying, or possession of an altered, copied, or imitated thing with the intent to deceive or defraud.

Destruction/Damage/Vandalism of Property - To willfully or maliciously destroy, damage, deface, or otherwise injure real or personal property without the consent of the owner or the person having custody or control of it.

Drug/Narcotic Offenses - The violation of laws prohibiting the production, distribution, and/or use of certain controlled substances and the equipment or devices utilized in their preparation and/or use. (Includes drugs and equipment violations)

Embezzlement - The unlawful misappropriation by an offender to his/her own use or purpose of money, property, or some other thing of value entrusted to his/her care, custody, or control.

Extortion/Blackmail - To unlawfully obtain money, property, or any other thing of value, either tangible or intangible, through the use or threat of force, misuse of authority, threat of criminal prosecution, threat of destruction of reputation or social standing, or through other coercive means.

Fraud Offenses - The intentional perversion of the truth for the purpose of inducing another person or other entity in reliance upon it to part with something of value or to surrender a legal right. (Includes false pretenses/swindle/confidence game, credit card/automatic teller machine, impersonation, welfare, and wire frauds)

Gambling Offenses - To unlawfully bet or wager money or something else of value; assist, promote, or operate a game of chance for money or some other stake; possess or transmit wagering information; manufacture, sell, purchase, possess, or transport gambling equipment, devices, or goods; or tamper with the outcome of a sporting event or contest to gain a gambling advantage. (Includes betting/wagering, operating/promoting/assisting, gambling equipment and sports tampering violations)

Homicide – Definition on Page 9

Kidnaping/Abduction - The unlawful seizure, transportation, and/or detention of a person against his/her will, or of a minor without the consent of his/her custodial parent(s) or legal guardian.

Larceny/Theft - Definition on Page 30

Motor Vehicle Theft - Definition on Page 33

Pornography/Obscene Material - The violation of laws or ordinances prohibiting the manufacture, publishing, sale, purchase, or possession of sexually explicit material, e.g., literature, photographs, etc.

Prostitution Offenses - To unlawfully engage in or promote sexual activities for profit. (Also includes assisting)

Robbery - Definition on Page 18

Sex Offenses, Forcible & Nonforcible - Definition on Page 13

Stolen Property Offenses - Receiving, buying, selling, possessing, concealing, or transporting any property with the knowledge that it has been unlawfully taken, as by burglary, embezzlement, fraud, larceny, robbery, etc.

Weapon Law Violations - The violation of laws or ordinances prohibiting the manufacture, sale, purchase, transportation, possession, concealment, or use of firearms, cutting instruments, explosives, incendiary devices, or other deadly weapons.

Monthly Group A Offense Categories

	Jan	Feb	Mar	Apr	May	Jun	Jul	Aug	Sep	Oct	Nov	Dec
Arson	146	103	153	160	164	146	154	143	109	161	178	171
Assaults	6902	6069	7537	7591	7829	7757	7776	7475	7757	7875	6751	6280
Bribery	0	0	0	5	0	1	1	1	2	2	0	0
Burglary	2295	2058	2358	2251	2544	2567	2661	2823	2481	2717	2541	2682
Counterfeiting	823	624	678	767	760	697	736	658	620	651	625	606
Destruction	7054	5814	7144	7225	7298	7824	8552	8497	7318	8283	7925	7213
Drug	2800	2755	3129	2980	2924	2909	2865	2828	2621	2573	2438	2388
Embezzlement	296	229	255	265	295	278	301	289	227	252	231	220
Extortion	4	4	6	5	10	10	4	8	4	10	4	2
Fraud	1138	968	1018	1004	1064	1008	996	1081	919	1116	1063	999
Gambling	5	1	3	2	6	0	3	6	7	4	3	1
Homicide	31	17	28	27	27	25	33	31	30	31	29	36
Kidnapping	93	58	74	70	80	109	98	111	107	131	95	104
Larceny	13178	11400	13347	13447	14138	14934	15620	15962	14276	15442	14106	13610
MV Theft	1338	1069	1344	1315	1465	1596	1736	2004	1611	1829	1562	1388
Pornography	11	11	10	10	6	10	9	12	5	15	11	5
Prostitution	68	37	73	56	68	89	67	81	68	61	54	31
Robbery	561	442	481	540	516	520	487	550	556	703	608	645
Forcible Sex	414	325	409	441	408	436	461	448	358	364	363	297
Nonforcible Sex	29	24	22	16	27	32	25	25	17	12	19	12
Stolen Property	127	98	83	91	102	101	97	121	94	97	102	119
Weapon Laws	782	619	753	704	743	694	769	740	643	700	677	663
Group A Offenses	38095	32725	38905	38972	40474	41743	43451	43794	39830	43029	39385	37472
Group A Incidents	33321	28851	34368	34614	35699	36794	38278	38352	34988	37712	34331	32540

Assaults include aggravated and simple assaults, and intimidation.

Homicide includes, murder/nonnegligent manslaughter and negligent manslaughter.

Forcible Sex includes rape, sodomy, sexual assault with object, and forcible fondling.

Nonforcible Sex includes incest and statutory rape.

These crime counts represent offenses reported in an incident, not victims of each offense.

Group A Offenses

477,875 Offenses Reported - One every 1 Min. 6 Sec.

Crimes Against The Person

94,058 Offenses Reported - One every 5 Min. 35 Sec.

Homicide

345 Offenses Reported

Kidnapping/Abduction

1,130 Offenses Reported

Forcible Sex Offenses

4,724 Offenses Reported

Assault Offenses

87,599 Offenses Reported

Nonforcible Sex Offenses

260 Offenses Reported

Crimes Against Society

42,506 Offenses Reported - One every 12 Min. 22 Sec.

Drug Offenses

33,210 Offenses Reported

Pornography/Obscene Material

115 Offenses Reported

Gambling Offenses

41 Offenses Reported

Prostitution

753 Offenses Reported

Weapon Law Violations

8,387 Offenses Reported

Crimes Against Property

341,311 Offenses Reported - One every 1 Min. 32 Sec.

Robbery

6,609 Offenses Reported

Arson

1,788 Offenses Reported

Extortion/Blackmail

71 Offenses Reported

Burglary

29,978 Offenses Reported

Larceny

169,460 Offenses Reported

Motor Vehicle Theft

18,257 Offenses Reported

Counterfeiting/Forgery

8,245 Offenses Reported

Fraud

12,374 Offenses Reported

Embezzlement

3,138 Offenses Reported

Stolen Property

1,232 Offenses Reported

Damage/Vandalism

90,147 Offenses Reported

Bribery

12 Offenses Reported



Homicide Offenses

The killing of one human being by another

Murder/

Nonnegligent Manslaughter

The willful (nonnegligent) killing of one human being by another

Manslaughter By Negligence

The killing of another person through negligence. This offense does not include "Vehicular Manslaughter"

Justifiable Homicide

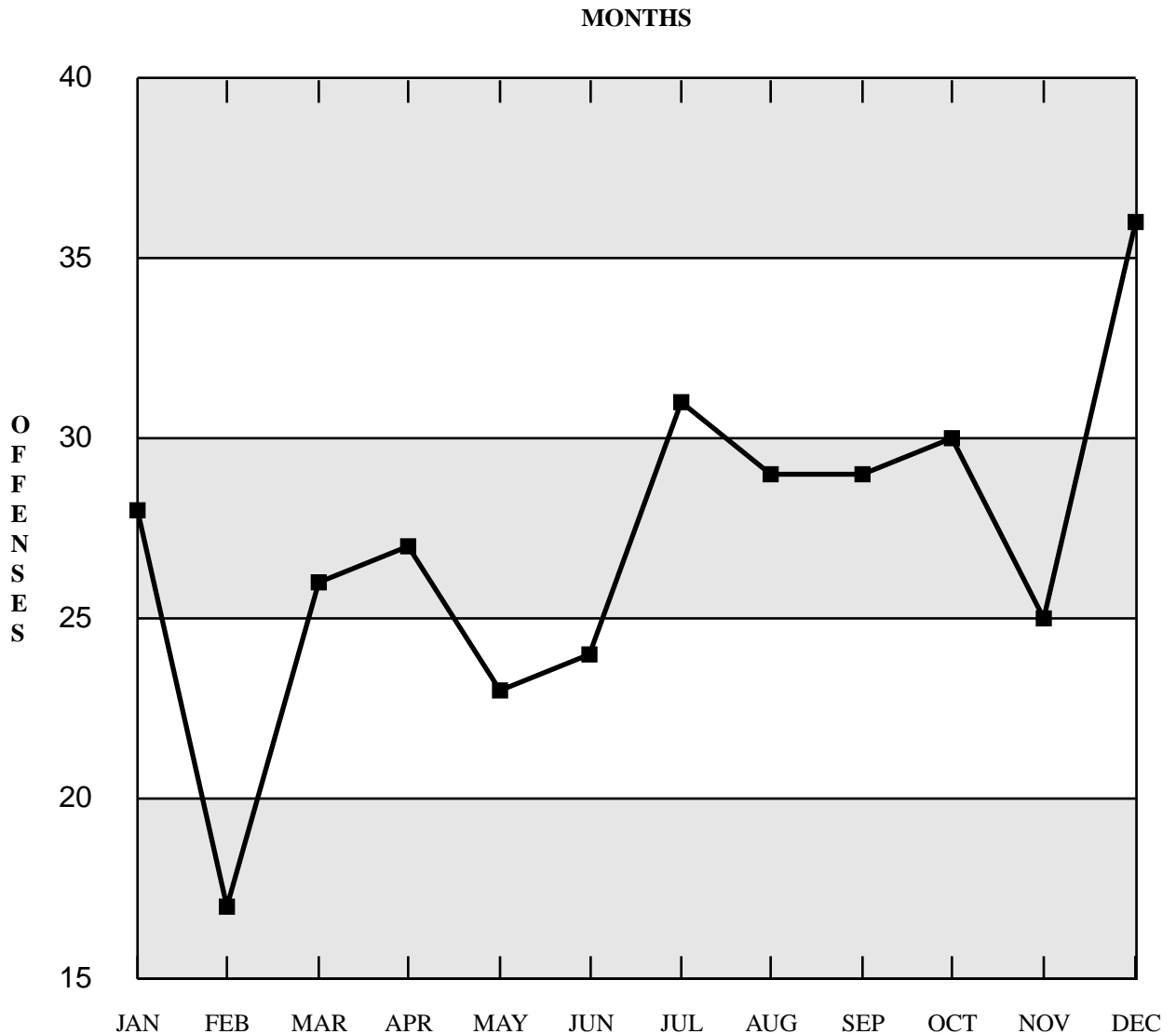
The killing of a perpetrator of a serious criminal offense by a peace officer in the line of duty; or the killing, during the commission of a serious criminal offense, of the perpetrator by a private individual

**Murder/
Non negligent
Manslaughter**



As a general rule, any death due to injuries received in a fight, argument, quarrel, assault, or commission of a crime is classified in this category. Suicides, accidental deaths, assaults to murder, traffic fatalities, and attempted murders are not classified as Murder/Nonnegligent Manslaughter. More information on murders may be found in the violent crime section of this report.

In 2001, the contributing agencies reported 325 offenses resulting in 355 actual deaths. An analysis by month shows December had the greatest occurrences.



Murder/Nonnegligent Manslaughter

In all cases of murder reported under this system, data is captured on the victim and suspected offender's age, gender, and race. The data below represents victim information for the murders reported by contributing agencies.

VICTIMS BY AGE, GENDER, AND RACE

Age	Gender	White	Black	Am Indian/ Alskn Native	Asian Pacific Isl	Unk	Total
Under 10	M	4	7				11
	F		1				1
	U						
10-14	M	1	1				2
	F	4					4
	U						
15-19	M	9	22				31
	F	5	4				9
	U						
20-24	M	9	39			1	49
	F	8	10				18
	U						
25-29	M	9	37				46
	F	6	4				10
	U						
30-34	M	9	14		1		24
	F	5	2				7
	U						
35-39	M	8	14		1		23
	F	6	3				9
	U						
40-44	M	5	13				18
	F	7	6				13
	U						
45-49	M	5	4				9
	F	4	1				5
	U						
50-54	M	6	1				7
	F	2	1				3
	U						
55-59	M	4					4
	F		1				1
	U						
60-64	M	2	3				5
	F	2					2
	U						
65 & Over	M	4	7				11
	F	12	5				17
	U						
Unknown	M	6	5				11
	F	2	2			1	5
	U						
TOTAL	M	81	167		2	1	251
	F	63	40			1	104
	U						

Murder/Nonnegligent Manslaughter

OFFENDERS BY AGE, GENDER, AND RACE

Age	Gender	White	Black	Am Indian/ Alskn Native	Asian Pacific Isl	Unk	Total
Under 10	M						
	F						
	U						
10-14	M		2				2
	F		1				1
	U						
15-19	M	27	63				90
	F	5	4				9
	U					1	1
20-24	M	20	70			1	91
	F	1	4				5
	U						
25-29	M	9	29				38
	F	1	4				5
	U						
30-34	M	9	12			1	22
	F	2	2				4
	U					1	1
35-39	M	7	12				19
	F	3	3				6
	U						
40-44	M	9	4				13
	F	2	4				6
	U						
45-49	M	7	7				14
	F	1					1
	U					1	1
50-54	M	7	4				11
	F						
	U						
55-59	M	5	2			5	5
	F	3					7
	U						3
60-64	M	3					3
	F	1					1
	U						
65 & Over	M	1	1				2
	F						
	U						
Unknown	M		17			4	21
	F		1				1
	U					49	49
TOTAL	M	104	223			6	333
	F	19	23				42
	U					57	57



Forcible Sex Offenses

Forcible Rape

The carnal knowledge of a person, forcibly and/or against that person's will; or not forcibly or against the person's will where the victim is incapable of giving consent because of his/her temporary or permanent mental or physical incapacity

Forcible Sodomy

Oral or anal sexual intercourse with another person, forcibly and/or against that person's will; or not forcibly or against the person's will where the victim is incapable of giving consent because of his/her youth or because of his/her temporary or permanent mental or physical incapacity

Sexual Assault With An Object

To use an object or instrument to unlawfully penetrate, however slightly, the genital or anal opening of the body of another person, forcibly and/or against that person's will; or not forcibly or against the person's will where the victim is incapable of giving consent because of his/her youth or because of his/her temporary or permanent mental or physical incapacity

Forcible Fondling

The touching of the private body parts of another person for the purpose of sexual gratification, forcibly and/or against that person's will; or not forcibly or against the person's will where the victim is incapable of giving consent because of his/her youth or because of his/her temporary or permanent mental or physical incapacity

Nonforcible Sex Offenses

Incest

Nonforcible sexual intercourse between persons who are related to each other within the degrees wherein marriage is prohibited by law

Statutory Rape

Nonforcible sexual intercourse with a person who is under the statutory age of consent

Forcible Sex Offenses

Forcible sex offenses include forcible rape, forcible sodomy, sexual assault with an object, and forcible fondling. Additional information on these offenses can be found in the violent crime section of this report.

Relationship of Victim to Offender	
Spouse	98
Common-Law Spouse	4
Parent	12
Sibling	102
Child	291
Grandparent	2
Grandchild	55
In-Law	15
Stepparent	25
Stepchild	136
Stepsibling	42
Other Family Member	342
Acquaintance	1234
Friend	396
Neighbor	130
Babysittee	45
Boyfriend/Girlfriend	212
Child of Boyfriend/Girlfriend	46
Homosexual Relationship	4
Ex-Spouse	11
Employee	26
Employer	7
Otherwise Known	438
Stranger	411
Unknown	784
Total	4868

Resident Status of Victim	Number
Resident	3650
Nonresident	732
Unknown	657
Total Status	5039

How Suspect Left Scene	Number
Auto	245
Truck	35
Van	9
Motorcycle	0
Bicycle	17
Foot	377
Moped	0
Other	83
Unknown	421
Total	1187

Forcible Sex Offenses By Day of Week And Time of Day

Day/Time	00:00 01:59	02:00 03:59	04:00 05:59	06:00 07:59	08:00 09:59	10:00 11:59	12:00 13:59	14:00 15:59	16:00 17:59	18:00 19:59	20:00 21:59	22:00 23:59	Unk
Monday	147	31	17	26	69	43	62	69	71	58	55	67	49
Tuesday	86	26	12	22	48	45	56	62	52	53	47	45	35
Wednesday	81	23	12	17	47	49	63	57	55	57	56	56	37
Thursday	113	24	15	26	50	47	57	59	64	44	60	61	47
Friday	122	30	22	29	53	42	77	54	62	50	75	66	48
Saturday	135	78	33	18	36	27	56	47	50	53	64	88	25
Sunday	124	53	43	29	28	33	44	44	51	49	56	55	45
TOTAL	808	265	154	167	331	286	415	392	405	364	413	438	286

Victims And Offenders of Forcible Sex Offenses

AGE, GENDER AND RACE OF VICTIM						
Race	Male			Female		
	0 - 18	19 - 35	36+	0 - 18	19 - 35	36+
White	409	48	18	1855	769	293
Black	183	23	14	847	359	110
Am. Ind./Alskn	1	1	0	3	0	1
Asian/Pacfc Isl.	0	0	0	20	13	3
Unknown	7	0	1	46	6	3
TOTAL	600	72	33	2771	1147	410

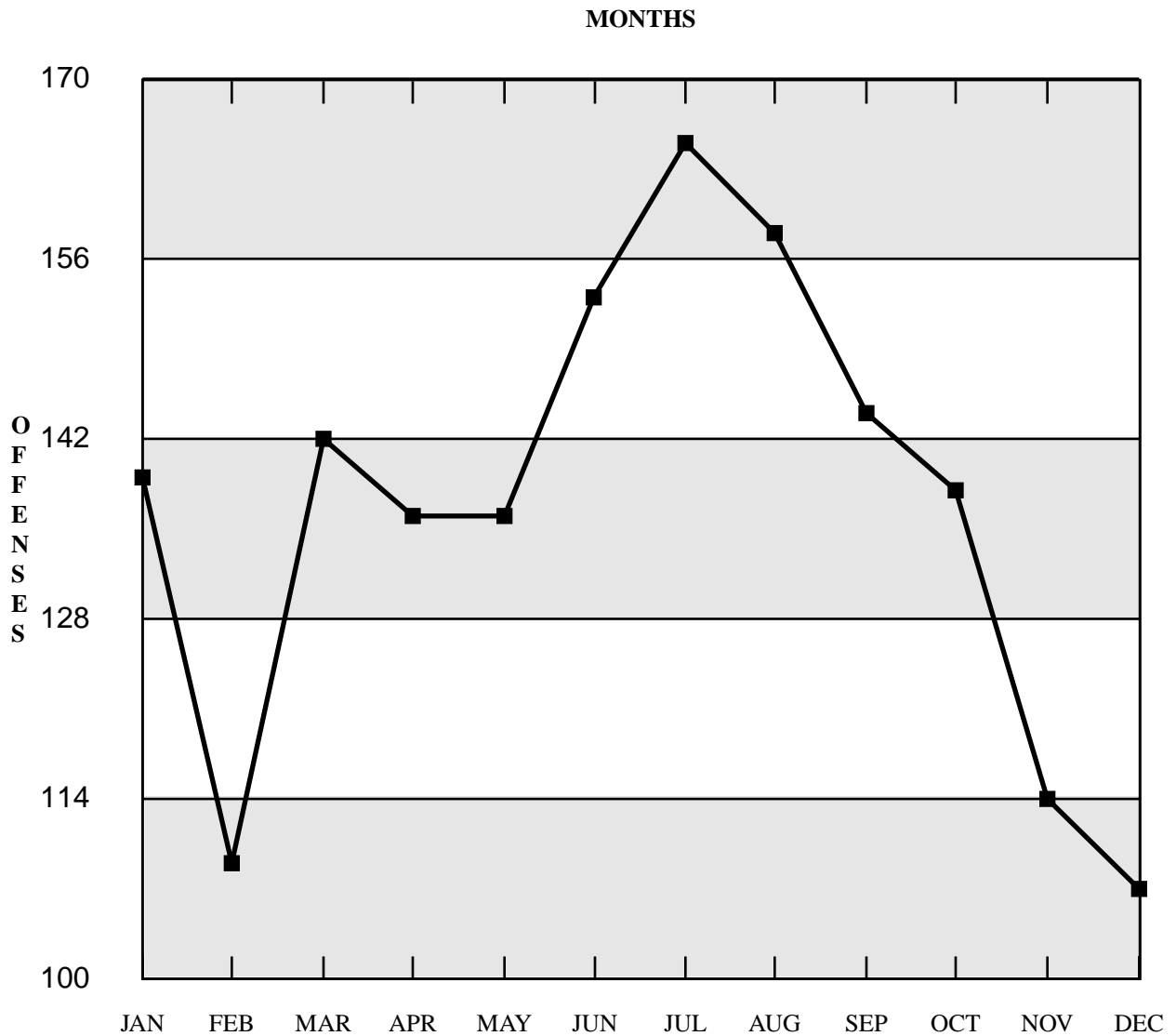
AGE, GENDER AND RACE OF OFFENDER						
Race	Male			Female		
	0 - 18	19 - 35	36+	0 - 18	19 - 35	36+
White	701	1146	800	42	53	29
Black	676	851	456	41	32	9
Am. Ind./Alskn	1	4	1	0	0	0
Asian/Pacfc Isl.	4	19	14	1	1	0
Unknown	77	30	19	3	0	1
TOTAL	1459	2050	1290	87	86	39

Forcible Rape



This offense includes the forcible rape of both males and females. -If force is used or threatened, the crime is classified as Forcible Rape regardless of the age of the victim. If no force or threat of force is used and the victim is under the statutory age of consent, the crime is not classified in this category but in the category of Statutory Rape.

In 2001, the contributing agencies reported 1,641 rape offenses resulting in 1,674 persons raped. An analysis by month shows July had the greatest occurrences.



Forcible Rape

VICTIMS AND OFFENDERS BY AGE, GENDER, AND RACE


AGE	VICTIM		OFFENDER		
	Male	Female	Male	Female	Unknown
Under 10	3	71	4		
10-12	3	125	18	1	
13-14	1	248	53	2	
15	1	112	34		
16	3	101	56		
17		73	53	1	
18		75	85	1	
19		83	76	1	
20		75	95		
21		62	76		
22		57	69		2
23		28	64		
24		30	40		
25-29	1	125	223		1
30-34		124	181	3	2
35-39		115	156		1
40-44	2	67	124	1	
45-49		31	50		2
50-54		17	50	1	7
55-59		7	18		
60-64		5	14		
65 & Over		6	9		
Unknown	1	22	174		58
TOTAL	15	1659	1722	11	73
White	8	1058	830	7	2
Black	6	568	830	4	1
Am. Ind. or Alaskan Native		2	2		
Asian or Pacific Isl.		13	11		
Unknown	1	18	49		70
TOTAL	15	1659	1722	11	73



Robbery

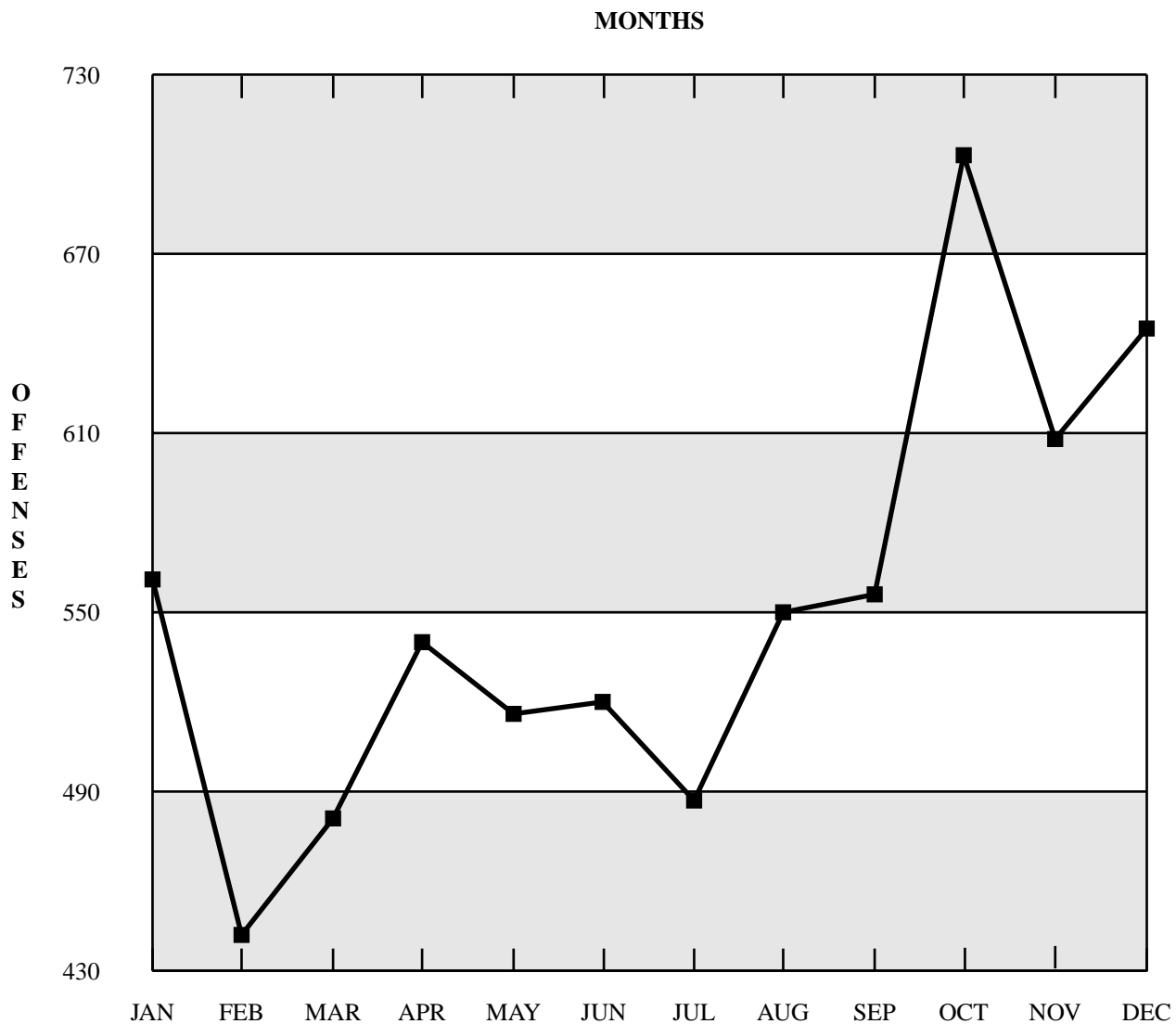
The taking, or attempting to take, anything of value under confrontational circumstances from the control, custody, or care of another person by force or threat of force or violence and/or by putting the victim in fear of immediate harm

Because some type of assault is an element of the crime of robbery, an assault is not reported as a separate crime as long as it was performed in furtherance of the robbery.



Additional information on robberies can be found in the violent crime section of this report on page 42.

The graph below represents the monthly robberies reported by the contributing agencies. The month of October had the greatest number of robberies reported.

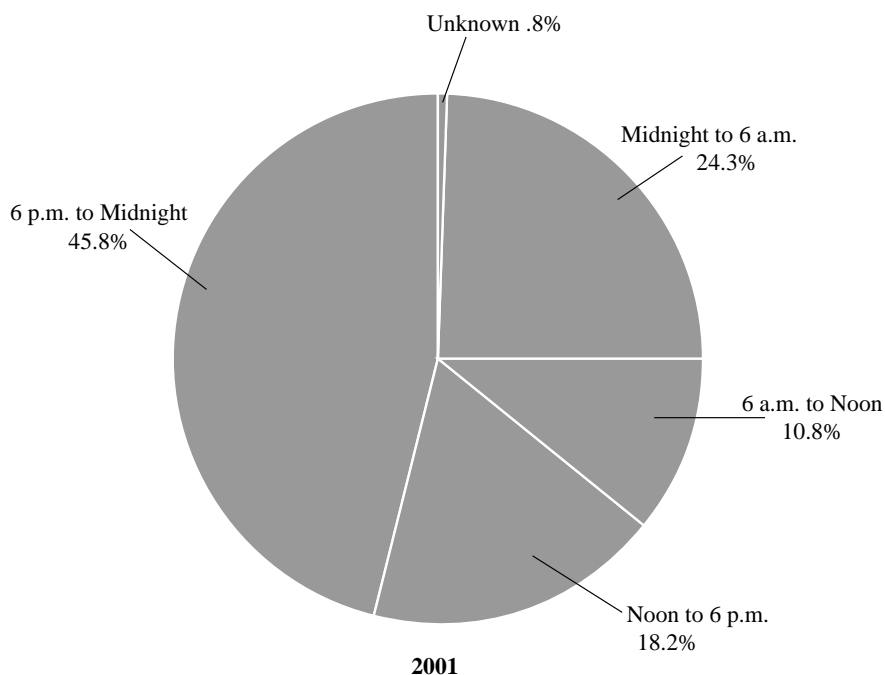


Robbery

Type of Victim	Number
Individual	6974
Business	975
Financial Institution	47
Government	5
Religious	1
Society/Public	0
Other	2
Unknown	13

Resident Status of Victim	Number
Resident	4985
Nonresident	1290
Unknown	699
Total Status	6974

How Suspect Left Scene	Number
Auto	981
Truck	59
Van	33
Motorcycle	2
Bicycle	202
Foot	2445
Moped	12
Other	25
Unknown	488
Total	4247



Robberies By Day of Week And Time of Day

Day/Time	00:00 01:59	02:00 03:59	04:00 05:59	06:00 07:59	08:00 09:59	10:00 11:59	12:00 13:59	14:00 15:59	16:00 17:59	18:00 19:59	20:00 21:59	22:00 23:59	Unk
Monday	111	56	24	28	22	66	48	48	68	110	180	163	12
Tuesday	95	57	34	15	20	57	56	73	65	103	177	169	7
Wednesday	128	36	23	24	37	25	52	49	55	108	150	157	9
Thursday	102	65	39	25	32	43	52	51	60	118	153	155	12
Friday	106	55	32	30	46	55	51	68	84	111	161	210	7
Saturday	159	120	63	33	46	40	57	56	69	102	156	184	4
Sunday	150	88	62	20	18	35	37	52	51	90	132	141	4
TOTAL	851	477	277	175	221	321	353	397	452	742	1109	1179	55

Victims And Offenders of Robberies

AGE, GENDER AND RACE OF VICTIM						
Race	Male			Female		
	0 - 18	19 - 35	36+	0 - 18	19 - 35	36+
White	385	1252	778	87	485	487
Black	345	1122	794	81	441	346
Am. Ind./Alskn	6	18	12	0	3	3
Asian/Pacfc Isl.	7	63	57	4	23	35
Unknown	10	50	31	4	14	9
TOTAL	753	2505	1672	176	966	880

AGE, GENDER AND RACE OF OFFENDER						
Race	Male			Female		
	0 - 18	19 - 35	36+	0 - 18	19 - 35	36+
White	364	672	157	30	74	16
Black	2555	4022	684	100	172	48
Am. Ind./Alskn	1	2	1	0	0	0
Asian/Pacfc Isl.	10	9	5	0	1	0
Unknown	82	31	16	3	1	0
TOTAL	3012	4736	863	133	248	64



Assault Offenses

The unlawful attack by one person upon another

Aggravated Assault

An unlawful attack by one person upon another wherein the offender uses a weapon or displays it in a threatening manner, or the victim suffers obvious severe or aggravated bodily injury involving apparent broken bones, loss of teeth, possible internal injury, severe laceration, or loss of consciousness


Simple Assault

An unlawful physical attack by one person upon another where neither the offender displays a weapon, nor the victim suffers obvious severe or aggravated bodily injury involving apparent broken bones, loss of teeth, possible internal injury, severe laceration, or loss of consciousness

Intimidation

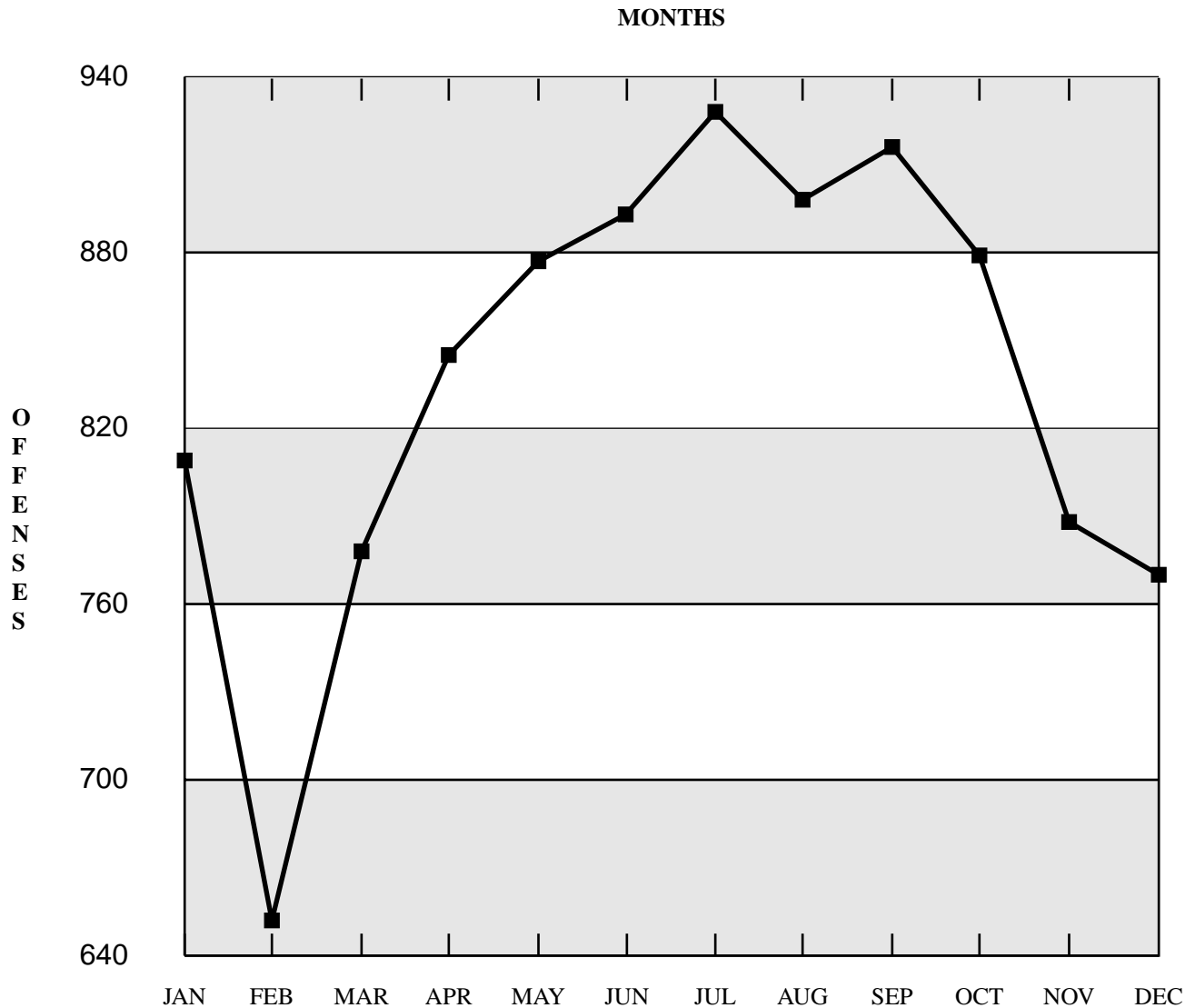
To unlawfully place another person in reasonable fear of bodily harm through the use of threatening words and/or other conduct, but without displaying a weapon or subjecting the victim to actual physical attack

This offense includes stalking.



Aggravated assault includes: assaults or attempts to kill or murder; poisoning; assault with a dangerous or deadly weapon; maiming, mayhem, assault with explosives, and assault with disease (as in cases when the offender is aware that he/she is infected with a deadly disease and deliberately attempts to inflict the disease by biting, spitting, etc.). It is not necessary that injury result from an aggravated assault when a weapon is used which could cause serious personal injury. By definition, there can be no attempted assaults.

In 2001, the contributing agencies reported 10,033 aggravated assault offenses resulting in 11,345 persons assaulted. The month of July had the greatest number of offenses reported.



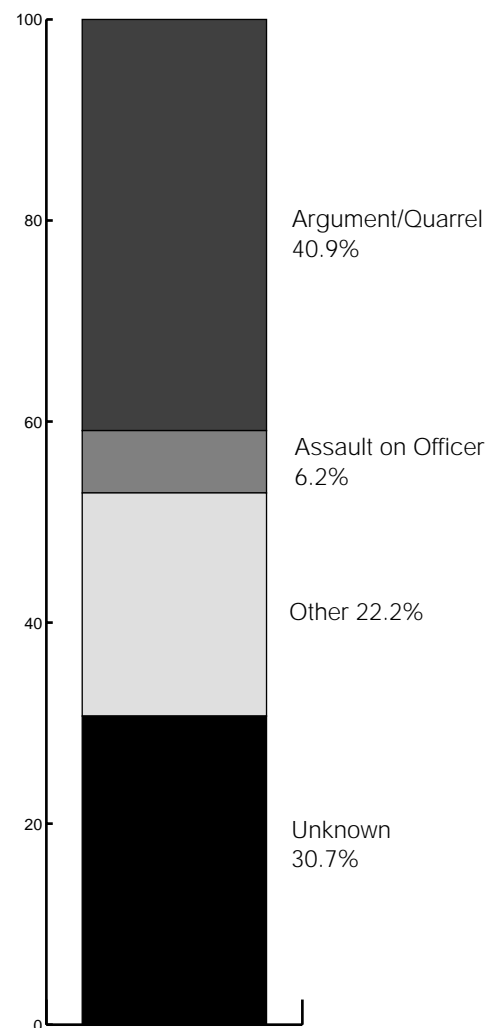
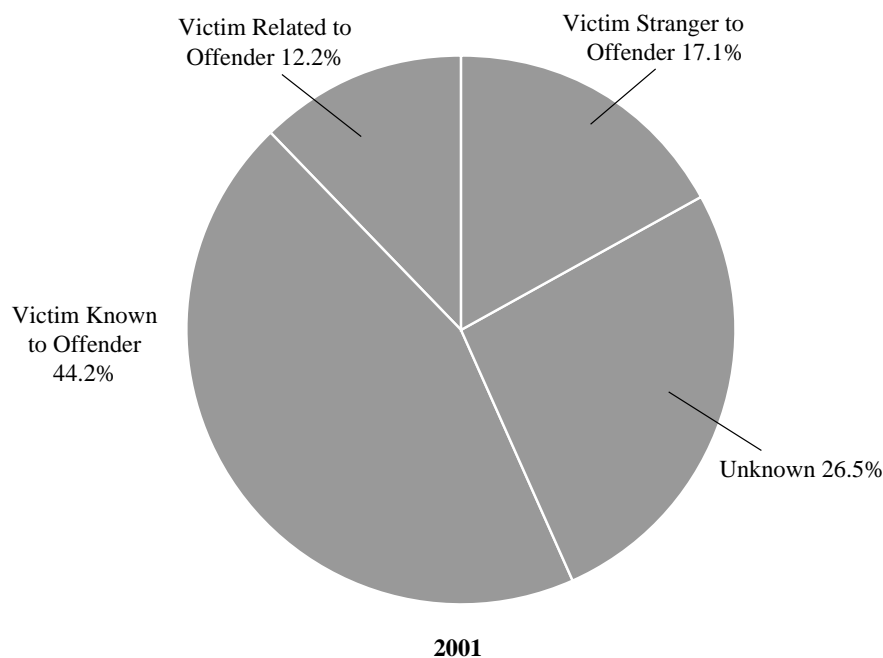
Victims And Offenders of Aggravated Assault Offenses

RACE BY AGE AND GENDER OF VICTIM						
Race	Male			Female		
	0 - 17	18 - 35	36+	0 - 17	18 - 35	36+
White	741	2007	1131	301	886	574
Black	588	1836	1026	370	980	481
Am. Ind./Alskn	0	3	1	0	0	2
Asian/Pacfc Isl.	11	38	9	3	10	5
Unknown	122	27	24	106	14	10
TOTAL	1462	3911	2191	780	1890	1072

RACE BY AGE AND GENDER OF OFFENDER						
Race	Male			Female		
	0 - 17	18 - 35	36+	0 - 17	18 - 35	36+
White	758	2202	1059	150	528	278
Black	1279	2465	1011	361	839	371
Am. Ind./Alskn	1	2	2	0	1	0
Asian/Pacfc Isl.	13	45	10	1	6	3
Unknown	96	24	9	12	4	1
TOTAL	2147	4738	2091	524	1378	653

Relationship of Victim to Offender in Aggravated Assault Offenses	
Spouse	633
Common-Law Spouse	73
Parent	155
Sibling	279
Child	234
Grandparent	18
Grandchild	7
In-Law	66
Stepparent	33
Stepchild	45
Stepsibling	16
Other Family Member	228
Victim Was Offender	420
Acquaintance	2814
Friend	514
Neighbor	199
Babysitree (the baby)	10
Boyfriend/Girlfriend	1151
Child of Boyfriend/Girlfriend	40
Homosexual Relationship	25
Ex-Spouse	36
Employee	22
Employer	13
Otherwise Known	1231
Relationship Unknown	3889
Victim Was Stranger	2510

Circumstances of Aggravated Assaults	
Argument	4698
Assault on Law Officer	708
Drug Dealing	53
Gangland	31
Juvenile Gang	20
Lover's Quarrel	304
Other Felony Involved	36
Other Circumstances	2098
Unknown Circumstances	3517





Burglary

The unlawful entry into a building or other structure with the intent to commit a felony or a theft

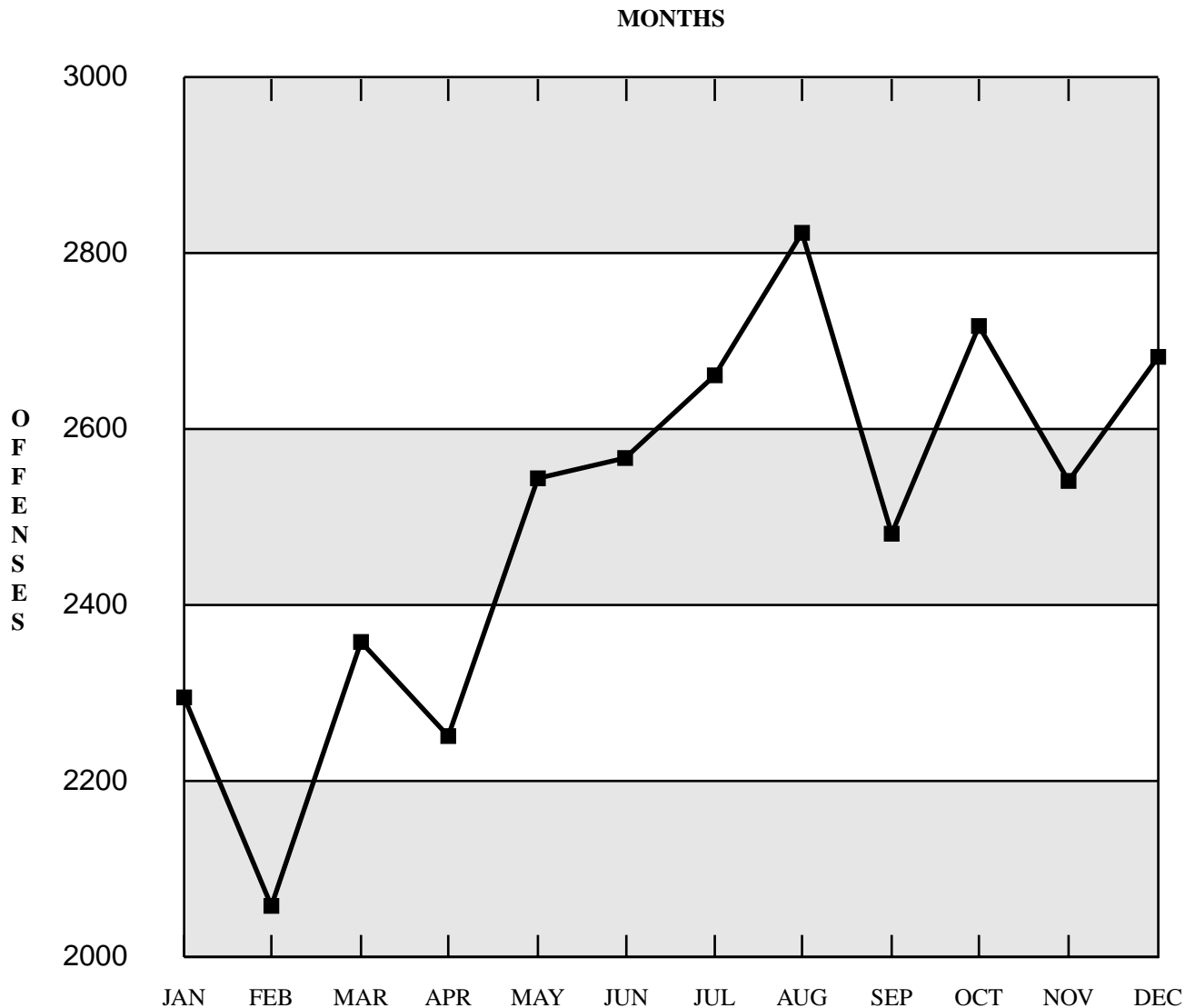
A “structure” is considered to include, but not be limited to, all buildings, railroad car, garage, housetrailer or houseboat if used as permanent dwelling, room, barn, stable, mill, and ship.



Offenses locally known as burglary (any degree); unlawful entry with intent to commit a larceny or felony; breaking and entering with intent to commit a larceny; and housebreaking are classified as burglary.

Thefts from telephone booths, coin-operated machines, automobiles, tents, or shoplifting from commercial establishments are classified as larcenies and are not included in this offense.

There were 29,978 burglaries reported by the contributing agencies. The month of August had the greatest occurrence of burglaries.



Victims And Offenders of Burglaries

AGE, GENDER AND RACE OF VICTIM						
Race	Male			Female		
	0 - 18	19 - 35	36+	0 - 18	19 - 35	36+
White	422	3107	5500	295	2744	3772
Black	131	1460	1666	136	2388	2011
Am. Ind./Alskn	0	10	10	0	4	3
Asian/Pacfc Isl.	6	69	103	6	75	71
Unknown	83	51	56	51	45	39
TOTAL	642	4697	7335	488	5256	5896

AGE, GENDER AND RACE OF OFFENDER						
Race	Male			Female		
	0 - 18	19 - 35	36+	0 - 18	19 - 35	36+
White	1989	3355	936	298	662	219
Black	1932	2703	946	226	353	110
Am. Ind./Alskn	0	1	0	0	0	1
Asian/Pacfc Isl.	33	60	5	6	11	1
Unknown	224	59	45	37	15	4
TOTAL	4178	6178	1932	567	1041	335

Burglary

Point of Entry/Exit During Burglary	Entry	Exit
Front	6347	4603
Rear	5257	3473
Side	2152	1239
Attic	36	16
Vent/AC	63	30
Window	4135	1988
Door	6511	7892
Patio/Sliding Dr	396	404
Balcony/Fire Escape	33	21
Attached Garage	374	278
Wall	65	45
Vehicle	11	10
Floor	19	14
Roof/Skylight	74	29
Hidden Within	6	2
Other	380	229
Unknown	1281	1547

Type Security of Structure	Number
Alarm/Audio	1278
Alarm/Silent	317
Bars/Grate	132
Camera	220
Dog	182
Dead Bolt	1977
Locked	10299
Unlocked	1762
Exterior Lights	364
Interior Lights	116
Fence	186
Guard	79
Neighborhood Watch	25
Other	237
None	2892

Resident Status of Victim	Number
Resident	18639
Nonresident	2409
Unknown	3361
Total Victims	24409

How Suspect Left Scene	Number
Auto	786
Truck	165
Van	44
Motorcycle	11
Bicycle	136
Foot	1792
Moped	5
Other	296
Unknown	10799

Burglaries By Day of Week And Time of Day

Day/Time	00:00 01:59	02:00 03:59	04:00 05:59	06:00 07:59	08:00 09:59	10:00 11:59	12:00 13:59	14:00 15:59	16:00 17:59	18:00 19:59	20:00 21:59	22:00 23:59	Unk
Monday	370	172	137	421	473	357	373	354	515	495	378	317	110
Tuesday	329	162	135	399	460	326	362	343	468	457	367	336	101
Wednesday	388	163	142	379	510	342	361	366	520	451	384	342	92
Thursday	359	170	144	384	491	274	366	349	496	454	332	331	102
Friday	369	188	136	366	450	363	389	446	711	528	390	384	114
Saturday	439	250	146	188	321	327	410	378	418	411	365	351	103
Sunday	406	219	142	175	247	266	323	327	410	351	334	318	110
TOTAL	2660	1324	982	2312	2952	2255	2584	2563	3538	3147	2550	2379	732



Larceny

The unlawful taking, carrying, leading, or riding away of property from the possession, or constructive possession, of another person

Pocket-picking

The theft of articles from another person's physical possession by stealth where the victim usually does not become immediately aware of the theft

Purse-snatching

The grabbing or snatching of a purse, handbag, etc., from the physical possession of another person

Shoplifting

The theft, by someone other than an employee of the victim, of goods or merchandise exposed for sale

Theft From Building

A theft from within a building which is either open to the general public or where the offender has legal access

Theft From Coin-Operated Machine or Device


A theft from a machine or device which is operated or activated by the use of coins

Theft of Motor Vehicle Parts or Accessories

The theft of any part or accessory affixed to the interior or exterior of a motor vehicle in a manner which would make the item an attachment of the vehicle, or necessary for its operation

All Other Larceny

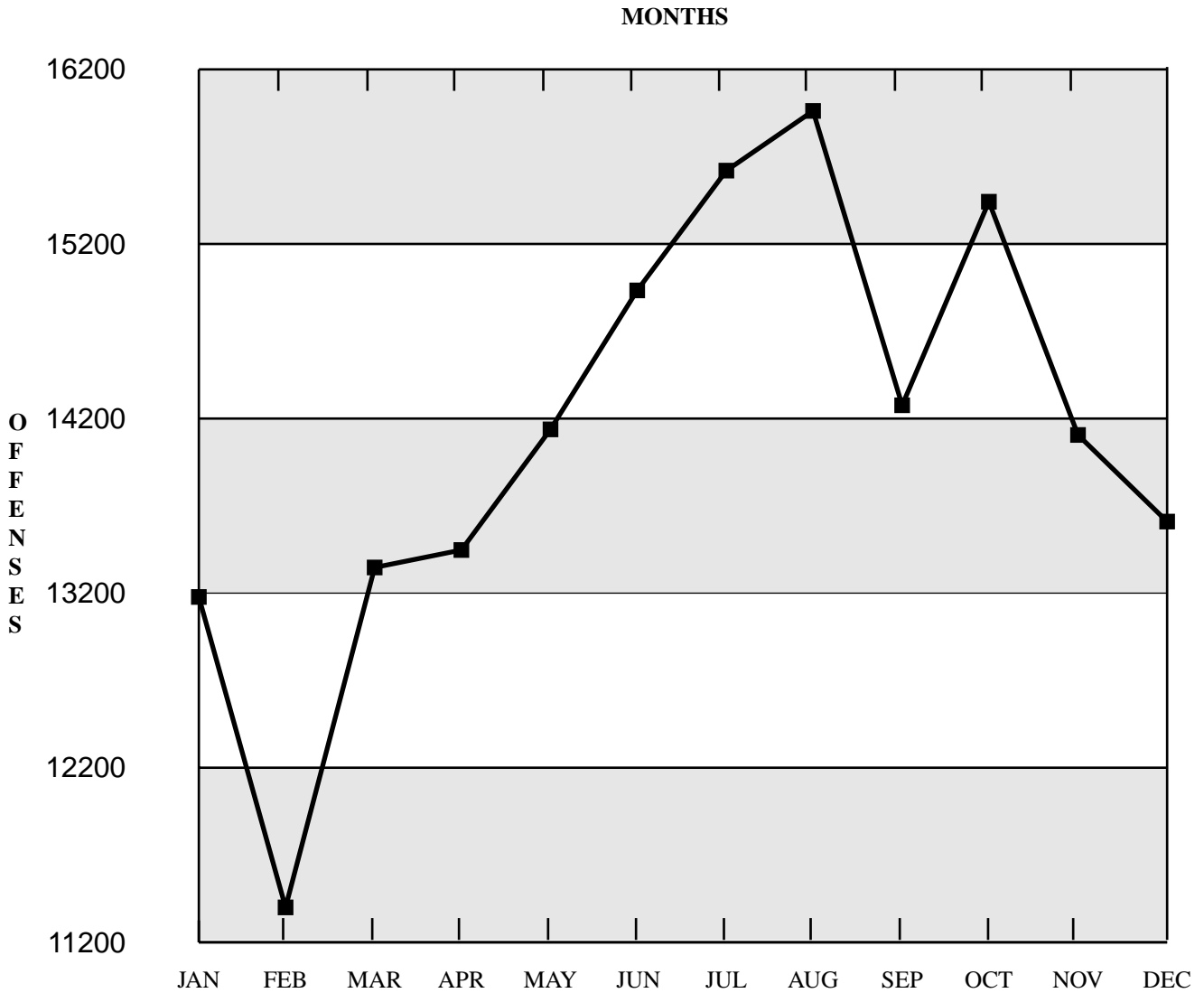
All thefts which do not fit any of the definitions of the specific subcategories of Larceny/Theft listed above. Included are thefts from fenced enclosures, boats, and airplanes. Thefts of animals, lawnmowers, lawn furniture, hand tools, and farm and construction equipment are also included where no break-in of a structure is involved.



Local offense classifications such as grand theft, petty larceny, or felony larceny have no bearing on the fact that each distinct operation of larceny is reported as one offense.

Motor vehicle theft is not included in the larceny totals and is counted separately because of the great volume of such thefts.

There were 169,460 offenses reported by the contributing agencies during 2000. August had the greatest occurrence of offenses reported.



Larceny

The nature of larceny, a crime of opportunity, sneak thievery and petty unobserved thefts, makes it an extremely difficult offense for law enforcement officers to solve. A lack of witnesses and the volume of these crimes work in the offender's favor.

Location	Number of Offenses
Air/Bus/Train Terminal	515
Bank/Savings & Loan	491
Bar/Night Club	771
Church/Synagogue/Temple	796
Commercial/Office Building	5628
Construction Site	2091
Convenience Store	8942
Department/Discount Store	11156
Drug Store/Dr Office/Hospital	2045
Field/Woods	827
Government/Public Building	1446
Grocery/Supermarket	5438
Highway/Road/Alley	11542
Hotel/Motel/Etc.	2045
Jail/Penitentiary	45
Lake/Waterway	300
Liquor Store	178
Parking Lot/Garage	21440
Rental/Storage Facility	736
Residence/Home	54184
Restaurant	3398
School/College	5929
Service/Gas Station	9042
Specialty Store	5743
Other/Unknown	14732
TOTAL	169460

Classification	Number of Offenses
Pocket-Picking	427
Purse-Snatching	345
Shoplifting	20593
Theft From Building	29028
Theft From Coin-Operated Machine	1248
Theft From Motor Vehicles	37558
Theft of Motor Vehicle Parts & Accessories	11678
All Other Larceny	68583
TOTAL	169460

Days of Week	Number
Monday	25056
Tuesday	24174
Wednesday	24512
Thursday	24404
Friday	26924
Saturday	23871
Sunday	20519
Total	169460



Motor Vehicle Theft

The theft of a motor vehicle (a self-propelled vehicle that runs on the surface of land and not on rails, and which fits one of the following descriptions:

Automobiles—sedans, coupes, station wagons, convertibles, taxicabs, or other similar motor vehicles which serve the primary purpose of transporting people

Buses—motor vehicles which are specifically designed (but not necessarily used) to transport groups of people on a commercial basis

Recreational Vehicles—motor vehicles which are specifically designed (but not necessarily used) to transport people and also provide them temporary lodging for recreational purposes

Trucks—motor vehicles which are specifically designed (but not necessarily used) to transport cargo

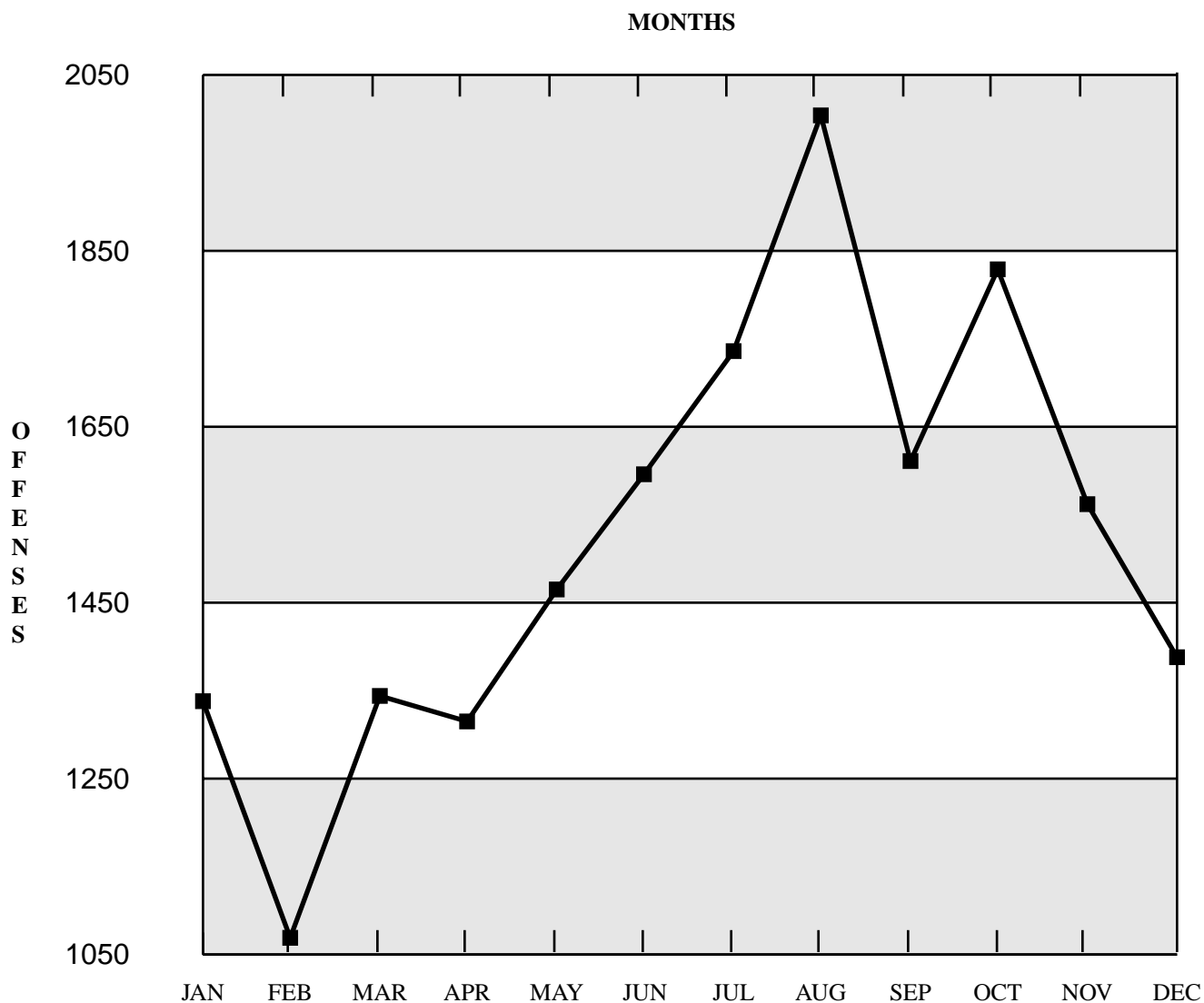
Other Motor Vehicles—any other motor vehicles, e.g., motorcycles, motor scooters, trail bikes, mopeds, snowmobiles, golf carts, etc.



All cases where motor vehicles are taken by persons not having lawful access even though the vehicles are later abandoned are counted in this offense. Joyriding is included.

Unauthorized use by chauffeurs and others having lawful access to the vehicle is not included in motor vehicle theft.

The contributing agencies reported 18,257 offenses of motor vehicle theft. August had the greatest occurrence of offenses reported.



Motor Vehicle Theft

AGE, GENDER AND RACE OF VICTIM						
Race	Male			Female		
	0 - 18	19 - 35	36+	0 - 18	19 - 35	36+
White	257	2423	2794	133	1358	1659
Black	111	1382	1877	91	1699	1894
Am. Ind./Alskn	1	5	2	0	3	3
Asian/Pacfc Isl.	5	81	68	4	36	39
Unknown	75	100	99	50	48	98
TOTAL	449	3991	4840	278	3144	3693

AGE, GENDER AND RACE OF OFFENDER						
Race	Male			Female		
	0 - 18	19 - 35	36+	0 - 18	19 - 35	36+
White	634	1210	390	163	283	65
Black	1588	1860	541	170	291	93
Am. Ind./Alskn	0	4	0	0	1	0
Asian/Pacfc Isl.	4	19	8	3	8	2
Unknown	61	44	39	14	11	6
TOTAL	2287	3137	978	350	594	166

Motor Vehicle Theft

Location	Total
Air/Bus/Train Terminal	74
Bank/Savings & Loan	6
Bar/Night Club	32
Church/Synagogue/Temple	44
Commercial/Office Building	364
Construction Site	42
Convenience Store	155
Department/Discount Store	73
Drug Store/Dr Office/Hospital	34
Field/Woods	68
Government/Public Building	32
Grocery/Supermarket	50
Highway/Road/Alley	4518
Hotel/Motel/Etc.	181
Jail/Penitentiary	6
Lake/Waterway	4
Liquor Store	2
Parking Lot/Garage	5252
Rental/Storage Facility	96
Residence/Home	5430
Restaurant	107
School/College	98
Service/Gas Station	257
Specialty Store	190
Other/Unknown	1142
TOTAL	18257

Point of Entry/Exit During Vehicle Theft	Entry	Exit
Front	268	139
Rear	69	22
Side	187	81
Attic	0	1
Vent/AC	0	0
Window	133	29
Door	581	334
Patio/Sliding Dr	0	0
Balcony/Fire Escape	0	0
Attached Garage	15	13
Wall	1	1
Vehicle	264	82
Floor	3	1
Roof/Skylight	2	0
Hidden Within	0	0
Other	75	67
Unknown	789	437

Vehicle Counts By Type		
Type	Stolen	Recovered
Automobiles	13540	9328
Buses	6	3
Recreational Vehicles	347	149
Trucks	1408	885
Other Motor Vehicles	1539	486


Motor Vehicle Theft By Day of Week And Time of Day

Day/Time	00:00 01:59	02:00 03:59	04:00 05:59	06:00 07:59	08:00 09:59	10:00 11:59	12:00 13:59	14:00 15:59	16:00 17:59	18:00 19:59	20:00 21:59	22:00 23:59	Unk
Monday	220	122	97	225	259	179	177	196	225	278	277	332	50
Tuesday	241	85	87	244	209	168	159	164	201	274	271	288	27
Wednesday	211	70	85	216	240	173	165	162	203	255	317	294	31
Thursday	208	88	76	192	228	157	173	171	229	276	332	342	45
Friday	247	104	103	199	251	170	208	205	300	305	340	408	52
Saturday	319	164	94	134	243	215	248	205	243	265	321	413	50
Sunday	259	149	101	139	174	182	191	179	203	265	286	291	38
TOTAL	1705	782	643	1349	1604	1244	1321	1282	1604	1918	2144	2368	293



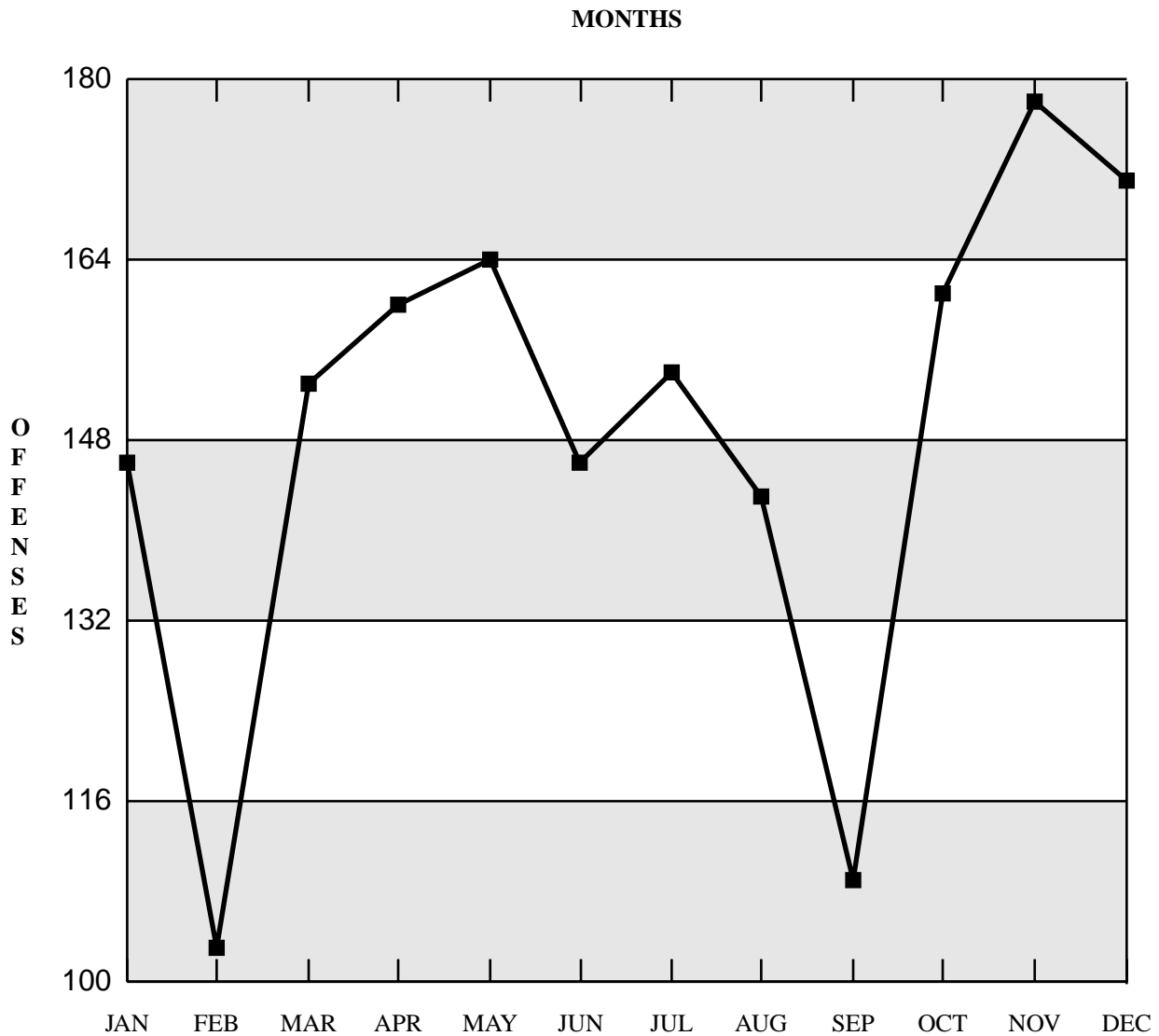
Arson

To unlawfully and intentionally damage, or attempt to damage, any real or personal property by fire or incendiary device. The value of property burned, including incidental damage resulting from fighting the fire, is reported in the value of the property loss.



Only fires determined through investigation to have been unlawfully and intentionally set are classified as Arson. Attempts to burn are included, but fires of suspicious or unknown origin are not reported.

There were 1,788 arsons reported by the contributing agencies resulting in a total property loss of \$14,343,848. The month of November had the greatest occurrences of arson reported.



Arson

CLASSIFICATION BY LOCATION AND VALUE LOSS BY PROPERTY

Location	Total Offenses	Structures	Loss Value
Air/Bus/Train Terminal	1	Single Dwelling	4,601,759
Bank/Savings and Loan	0	Other Dwelling	944,841
Bar/Night Club	2	Commercial/Business	1,078,878
Church/Synagogue/Temple	13	Industrial/Manufacturing	575
Commercial/Office Building	42	Public/Community	2,357,377
Construction Site	25	Storage	177,204
Convenience Store	12	Other	1,096,606
Department/Discount Store	11	Non-Structure	
Drug Store/Doctor's Office/Hospital	14	Alcohol	1
Field/Woods	210	Automobiles	1,152,676
Government/Public Building	28	Bicycles	850
Grocery/Supermarket	6	Buses	80,101
Highway/Road/Alley	173	Clothes/Furs	449,333
Hotel/Motel/Etc.	8	Computer Hardware/Software	1,671
Jail/Prison	2	Construction/Industrial	619,072
Lake/Waterway	2	Consumable Goods	7,290
Liquor Store	0	Drugs/Narcotics	160
Parking Lot/Garage	107	Farm Equipment	32,972
Rental Storage Facility	12	Houshold Goods	186,808
Residence/Home	744	Jewelry/Precious Metals	259
Restaurant	23	Merchandise	1,201
School/College	132	Money	0
Service/Gas Station	11	Office-Type Equipment	5,155
Specialty Store	11	Other Motor Vehicles	16,503
Other/Unknown	199	Purses/Handbags/Wallets	30
		Radios/TVs/VCRs	1,209
		Recordings-Audio/Visual	5,025
		Recreational Vehicles	22,101
		Tools	23,123
		Trucks	341,175
		Vehicle Parts/Accessories	86,757
		Watercraft	31,500
		Other	1,021,636
Total	1788	Total	\$14,343,848

Arson

Point of Entry/Exit During Arson	Entry	Exit
Front	26	19
Rear	6	8
Side	7	5
Attic		
Vent/AC		
Window	5	2
Door	27	21
Patio/Sliding Dr	1	1
Balcony/Fire Escape	1	1
Attached Garage	1	
Wall		
Vehicle	6	1
Floor	1	
Roof/Skylight		
Hidden Within		
Other	12	11
Unknown	61	56

Victims Of Arson By Gender And Race		
Race/Gender	Male	Female
White	433	267
Black	150	174
Am. Ind./Alskn	0	0
Asian/Pacfc Isl.	9	1
Unknown	49	27
TOTAL	641	469

Offenders Of Arson By Gender And Race		
Race/Gender	Male	Female
White	647	87
Black	333	69
Am. Ind./Alskn	1	0
Asian/Pacfc Isl.	4	1
Unknown	39	8
TOTAL	1024	165

Arson By Day of Week And Time of Day

Day/Time	00:00 01:59	02:00 03:59	04:00 05:59	06:00 07:59	08:00 09:59	10:00 11:59	12:00 13:59	14:00 15:59	16:00 17:59	18:00 19:59	20:00 21:59	22:00 23:59	Unk
Monday	48	8	8	13	12	14	19	23	29	34	24	24	7
Tuesday	31	22	7	7	15	8	17	26	31	29	25	16	6
Wednesday	34	7	12	7	20	16	15	26	40	22	26	34	1
Thursday	38	16	10	15	12	12	19	22	31	17	23	15	5
Friday	45	19	14	7	10	16	14	19	32	25	33	21	3
Saturday	40	30	18	11	14	23	14	13	23	31	19	28	6
Sunday	32	15	14	15	11	10	22	23	37	30	26	25	2
TOTAL	268	117	83	75	94	99	120	152	223	188	176	163	30



III

Summary of Offenses

Violent Crime

Violent crime offenses include murder/nonegligent manslaughter, aggravated assault, forcible sex offenses and robbery. All violent crimes involve force or threat of force.

The contributing agencies reported 21,720 violent crime offenses involving 23,675 individual victims during 2001.

Relationship of Victim to Offender	
Spouse	773
Common-Law Spouse	82
Parent	176
Sibling	395
Child	552
Grandparent	25
Grandchild	62
In-Law	83
Stepparent	58
Stepchild	184
Stepsibling	64
Other Family Member	606
Victim Was Offender	451
Acquaintance	5032
Friend	1092
Neighbor	360
Babysittee (the baby)	57
Boyfriend/Girlfriend	1440
Child of Boyfriend/Girlfriend	92
Homosexual Relationship	31
Ex-Spouse	57
Employee	48
Employer	23
Otherwise Known	2125
Stranger	7588
Unknown	10471
Total	31927

Violent Crimes Where Offender(s) Suspected of Using By Offense			
Suspected of Using	Alcohol	Comp. Equip.	Drugs
Murder/Non- Negl. Mansl.	17	0	7
Negligent Manslaughter	3	0	0
Aggravated Assault	1247	4	161
Forcible Rape	200	1	62
Forcible Sodomy	52	3	15
Sexual Aslt W/Object	22	0	2
Forcible Fondling	100	7	18
Robbery	177	4	61
Total	1818	19	326

Resident Status of Victim	Number
Resident	17379
Nonresident	3764
Unknown	2532
Total Victims	23675

Violent Crime Location By Offense

Location	Murder/ Nonneg. Mnslghtr	Neglght Mnslghtr	Aggrvatd Assault	Forcible Rape	Forcible Sodomy	Sexual Assault w/Object	Forcible Fondling	Robbery
Air/Bus/Train Terminal	0	0	15	1	0	0	8	14
Bank/Savings & Loan	0	0	2	1	0	0	2	218
Bar/Night Club	2	0	231	1	2	0	6	24
Church/Synagogue/Temple	0	0	11	3	1	1	8	6
Commercial/Office Building	3	0	51	5	0	5	11	52
Construction Site	1	0	15	2	0	0	2	2
Convenience Store	4	0	106	3	1	2	7	506
Department/Discount Store	0	0	34	3	1	2	15	78
Drug Store/Dr Office/Hospital	0	0	45	15	8	3	22	50
Field/Woods	21	2	138	72	29	7	52	108
Government/Public Building	0	0	80	10	21	3	16	23
Grocery/Supermarket	0	0	48	0	0	1	6	119
Highway/Road/Alley	62	9	2259	85	28	14	102	2175
Hotel/Motel/Etc.	6	0	126	85	13	8	43	197
Jail/Penitentiary	0	0	118	3	14	1	2	2
Lake/Waterway	1	0	9	6	2	0	8	5
Liquor Store	0	0	0	0	0	0	0	1
Parking Lot/Garage	30	0	733	41	13	3	41	885
Rental/Storage Facility	0	1	9	2	0	0	3	8
Residence/Home	169	7	4692	1130	409	243	1411	1143
Restaurant	3	0	138	8	2	3	37	254
School/College	3	0	253	29	21	20	143	61
Service/Gas Station	2	0	55	3	1	1	1	210
Specialty Store	0	0	37	0	1	0	10	142
Other/Unknown	18	1	828	133	41	30	172	326
TOTAL	325	20	10033	1641	608	347	2128	6609

Violent Crime By Day of Week And Time of Day

Day/Time	00:00 01:59	02:00 03:59	04:00 05:59	06:00 07:59	08:00 09:59	10:00 11:59	12:00 13:59	14:00 15:59	16:00 17:59	18:00 19:59	20:00 21:59	22:00 23:59	Unk
Monday	461	165	72	75	130	178	199	212	267	298	438	428	86
Tuesday	382	144	64	67	114	162	179	245	252	296	407	413	59
Wednesday	394	120	59	74	145	140	199	219	240	300	375	421	67
Thursday	448	183	85	88	140	161	184	233	229	288	393	413	78
Friday	469	181	85	96	156	178	230	249	258	314	471	541	89
Saturday	681	424	184	78	141	151	203	233	266	309	442	557	61
Sunday	639	370	194	90	92	135	169	206	223	283	374	358	71
TOTAL	3474	1587	743	568	918	1105	1363	1597	1735	2088	2900	3131	511

Type Weapon/Force Involved By Offense

Type Weapon/Force	Murder/ Nonneg. Mnslghtr	Aggrvatd Assault	Forcible Rape	Forcible Sodomy	Sexual Assault w/Object	Forcible Fondling	Robbery
Firearm (type unknown)	166	529	16	3	0	2	555
Automatic Firearm	7	42	2	1	0	0	121
Handgun	84	659	25	7	1	5	2089
Automatic Handgun	14	101	2	1	0	1	357
Rifle	8	56	0	0	0	0	26
Automatic Rifle	0	1	0	0	0	0	1
Shotgun	10	76	2	0	0	0	127
Automatic Shotgun	0	1	0	0	0	0	0
Other Firearm	0	127	0	1	0	0	28
Other Auto. Firearm	0	1	0	0	0	0	3
Knife/Cutting Instr.	36	1890	42	8	2	8	428
Blunt Object	16	1215	11	2	8	2	185
Motor Vehicle	4	372	1	0	0	1	7
Personal Weapons	23	3205	1000	368	206	1354	1678
Poison	0	15	0	0	0	0	0
Explosives	0	4	0	0	0	0	4
Fire/Incend. Device	4	24	0	0	0	0	1
Drugs/Narc./Sleep Pills	2	4	17	1	0	2	1
Asphyxiation	3	2	1	1	0	0	0
Other	11	1320	161	77	33	249	354
Unknown	49	620	90	48	47	110	423

Type Injury Sustained By Offense

Type Injury	Aggravated Assault	Forcible Rape	Forcible Sodomy	Sexual Assault w/Object	Forcible Fondling	Robbery
None	3298	1154	529	268	2077	5160
Apparent Broken Bones	526	2	2	1	1	39
Possible Internal Injury	567	112	31	31	33	113
Severe Laceration	2286	10	3	2	1	183
Apparent Minor Injury	4051	384	95	79	212	1409
Other Major Injury	1234	30	5	4	6	147
Loss of Teeth	128	0	0	1	0	19
Unconsciousness	192	7	0	1	0	32
Total	12282	1699	665	387	2330	7102

Victims And Offenders of Violent Crime

AGE, GENDER AND RACE OF VICTIM						
Race	Male			Female		
	0 - 18	19 - 35	36+	0 - 18	19 - 35	36+
White	1552	3348	1964	2251	2165	1388
Black	1133	3097	1876	1302	1802	954
Am. Ind./Alskn	7	22	13	3	3	6
Asian/Pacfc Isl.	18	102	67	27	46	43
Unknown	139	78	56	157	34	22
TOTAL	2849	6647	3976	3740	4050	2413

AGE, GENDER AND RACE OF OFFENDER						
Race	Male			Female		
	0 - 18	19 - 35	36+	0 - 18	19 - 35	36+
White	2327	3708	1949	245	655	319
Black	6454	5919	1855	596	1001	401
Am. Ind./Alskn	4	7	4	0	1	0
Asian/Pacfc Isl.	55	45	29	3	7	3
Unknown	305	62	23	19	5	1
TOTAL	9145	9741	3860	863	1669	724

IBR Agencies' Property Crimes

Property Crimes or crimes against property are listed below. Robbery is considered a crime against property; however, it is also a violent crime and is listed again in the violent crime section of this report.

Contributing agencies reported 341,311 property offenses during 2001. More property crimes occurred on a Friday than any other day of the week.

Crimes Against Property Where Offender(s) Suspected of Using By Offense

Offenses	Alcohol	Drugs	Computer Equipment
Arson	30	2	0
Bribery	2	1	0
Burglary	409	141	25
Counterfeiting/ Forgery	74	161	52
Destruction/ Vandalism	1435	135	23
Embezzlement	13	30	11
Extortion	1	0	2
Fraud	181	155	139
Larceny	1450	586	113
Motor Vehicle Theft	173	64	3
Robbery	177	61	4
Stolen Property	32	25	0
Total	3977	1361	372

Property Crimes by Day of Week and Time of Day

Day/Time	00:00 03:59	04:00 07:59	08:00 11:59	12:00 15:59	16:00 19:59	20:00 23:59	Unk
Monday	6329	4028	8777	9247	11273	8966	1228
Tuesday	5659	3815	8045	8909	10977	8921	1068
Wednesday	5789	3640	8435	9059	11133	9266	1061
Thursday	6122	3709	7995	8789	10918	9287	1107
Friday	6933	3771	8823	9930	13350	10659	1301
Saturday	8175	2940	7743	9581	10297	10289	1169
Sunday	7457	2636	6295	7995	9041	8435	939

Other Property Crime Locations

Location	Bribery	Burglary	Cntrft/ Forgery	Destruct/ Vandal	Embezzle ment	Extor tion	Fraud	Stolen Property
Air/Bus/Train Terminal	0	16	19	177	6	0	376	11
Bank/Savings and Loan	0	17	1787	109	66	2	822	8
Bar/Night Club	0	102	49	268	11	0	509	2
Church/Temple/ Synagogue	0	361	9	663	5	2	18	3
Commercial/ Office Bldg	1	1378	189	2255	234	3	452	10
Construction Site	0	422	3	801	1	0	14	1
Convenience Store	0	531	798	844	165	1	467	28
Department/ Discount Store	0	215	747	468	617	1	1269	46
Drug Store/Hospital/ Doctor's Office	0	159	225	324	62	0	503	14
Field/Woods	0	41	8	692	11	0	25	15
Government/ Public Building	1	216	205	735	38	2	173	7
Grocery/ Supermarket	0	132	1046	372	117	1	448	69
Highway/ Road/Alley	6	41	520	13997	60	2	449	439
Hotel/Motel/Etc.	0	241	43	707	53	4	209	16
Jail/Prison	0	3	62	59	0	1	38	2
Lake/Waterway	0	22	2	82	0	0	5	3
Liquor Store	0	27	11	18	2	0	7	1
Parking Lot/Garage	0	476	55	15980	87	6	224	139
Rental Storage Facility	0	297	4	342	12	0	81	2
Residence/Home	0	20352	743	37575	312	34	2808	224
Restaurant	1	719	289	1151	379	0	510	8
School/College	0	538	54	3030	13	5	108	31
Service/Gas Station	0	347	196	859	84	1	259	21
Specialty Store	0	1188	463	1510	404	0	892	41
Other/Unknown	3	2137	718	7129	399	6	1708	91
Total	12	29978	8245	90147	3138	71	12374	1232

Location of offense for arson, larceny, motor vehicle theft, and robbery can be found
in the sections pertaining to these individual offenses.

Other Property Crimes By Day of Week

Days of Week/ Number of Offenses	Monday	Tuesday	Wednesday	Thursday	Friday	Saturday	Sunday
Bribery	2	2	1	1	1	1	4
Counterfeiting/ Forgery	1286	1272	1310	1321	1338	987	731
Destruction/ Vandalism	12496	11595	11964	11656	14753	14853	12830
Embezzlement	494	428	478	526	519	388	305
Extortion	16	8	12	13	6	7	9
Fraud	2042	1913	1936	1907	2012	1536	1028
Stolen Property	148	171	195	188	214	171	145

Resident Status of Victims	Resident	Nonresident	Unknown
Number	176964	41855	37876

Victims and Offenders of Property Crimes By Race and Gender

Race	Victims		Offenders	
	Male	Female	Male	Female
White	94543	73456	59841	20893
Black	33990	38987	59877	17278
American Ind/Alaskan	238	82	85	34
Asian/Pacific Isl	2047	1521	883	453
Unknown	4298	3199	3194	1156
Total	135116	117245	123880	39814

Hate Crime

Hate crimes are not separate distinct offenses, but rather traditional crimes motivated by the offender's bias. Because of the difficulty of ascertaining the offender's subjective motivation, bias is reported only if investigation reveals sufficient objective facts to lead a reasonable and prudent person to conclude that the offender's actions were motivated, in whole or in part, by bias against race, religion, disability, ethnicity, or sexual-orientation.

Offense Category	Hate Bias Category				
	Racial	Religious	Ethnicity	Sexual Orientation	Disability
Arson	2	1	1		
Assault	120	22	30	22	2
Burglary	5	3	1	2	1
Counterfeiting	1		2		
Damage/Vandal	77	26	8	18	
Drug/Narc	4		4		
Embezzlement					1
Fraud	3		1		
Kidnaping	1				
Larceny	14	5	4	3	6
MV Theft	2	1		1	
Robbery	3		1	3	
Forcible Sex	1			2	
Stolen Property					
All Other	2	2			1

Religious	
Anti-Jewish	18
Anti-Catholic	0
Anti-Protestant	6
Anti-Islamic	25
Anti-Other Religion	5
Anti-Multi-Religious Group	6
Anti-Atheist/Agnostic	0

Racial	
Anti-White	86
Anti-Black	116
Anti-Am Ind/Alskn Nat	6
Anti-Asian/Pacfc Isl	12
Anti-Multi-Racial	15

Ethnicity/National Origin	
Anti-Arab	28
Anti-Hispanic	14
Anti-Other Ethnicity	10

Sexual Orientation	
Anti-Male Homosexual	27
Anti-Female Homosexual	10
Anti-Homosexual	8
Anti-Heterosexual	2
Anti-Bisexual	4

Disability	
Anti-Physical	3
Anti-Mental	8



IV Law Enforcement Officers Killed and Assaulted

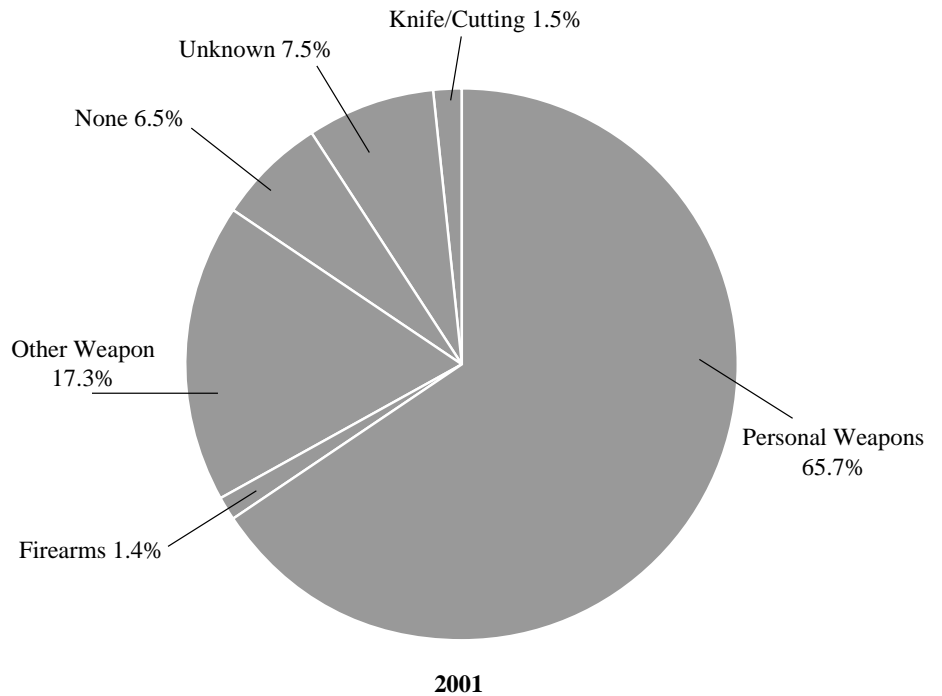

2001 Law Enforcement Officers Killed and Assaulted

Through the Uniform Crime Reporting Program additional information is collected on enforcement officers assaulted and feloniously killed in the line of duty. Information is provided on the activities and assignment at the time of the assault, type of weapon used to commit the offense, injuries involved and time the activity took place.

During 2001, contributing agencies reported 1 officer feloniously killed in the line of duty and 1,461 assault offenses on officers involving 1,464 victims.

Additional information pertaining to law enforcement officers killed and assaulted is contained in an annual summary published by the National Uniform Crime Reporting Program.

OFFICERS ASSAULTED		
Activity	Number of Offenses	Percent Distribution
1. Responding to "Disturbance" calls (family quarrels, man with gun, etc.)	389	26.6
2. Burglaries in progress or pursuing burglary suspects	22	1.5
3. Robberies in progress or pursuing robbery suspects	7	.5
4. Attempting other arrests	354	24.2
5. Civil disorder (riot, mass disobedience)	10	.7
6. Handling, transporting, custody of prisoners	172	11.8
7. Investigating suspicious persons or circumstances	128	8.8
8. Ambush - no warning	0	
9. Mentally deranged	28	1.9
10. Traffic pursuits and stops	173	11.8
11. All Other	178	12.2
12. TOTAL	1461	100.0



Weapon	Number Offenses
Firearm	1
Automatic Firearm	0
Handgun	11
Automatic Handgun	2
Rifle	3
Automatic Rifle	0
Shotgun	3
Other Automatic Firearm	1
Knife or cutting instrument	22
Blunt Object	16
Motor Vehicle	69
Personal Weapons	955
Poison	5
Drugs/Narcotics	1
Other	160
Unknown	109
None	95

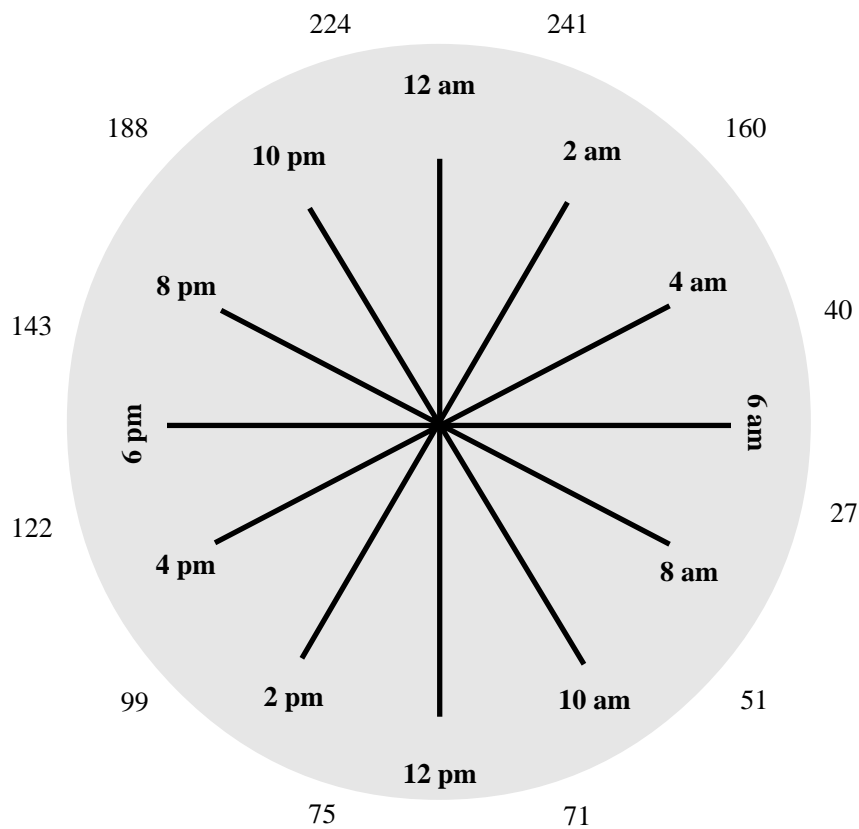
Days of Week	Number
Monday	184
Tuesday	155
Wednesday	175
Thursday	203
Friday	213
Saturday	283
Sunday	251
Total	1464

Type Injury Sustained	
Broken Bone	6
Internal Injury	4
Lacerations	9
Minor Injury	480
Major Injury	9
Loss of Teeth	1
Unconsciousness	1
None	940

OFFICERS ASSAULTED BY TYPE OF ASSIGNMENT

	Number Assaulted	Percent Distribution
Two-Man Vehicle	137	9.4
One-Man Vehicle		
Alone	430	29.4
Assisted	560	38.3
Detective or Special Assignment		
Alone	16	1.1
Assisted	44	3.0
Other Assignments		
Alone	74	5.1
Assisted	200	13.7

OFFICERS ASSAULTED BY TIME





V Value of Property Loss

Value of Property Stolen & Recovered

The table below indicates the total value of property stolen and recovered by month for contributing agencies during 2001.

MONTH	Stolen	Recovered	% Recovered
JAN	22,313,233	7,484,301	33.5
FEB	24,043,069	5,594,562	23.3
MARCH	20,311,160	7,443,955	36.7
APR	19,988,614	6,375,736	31.9
MAY	29,594,416	7,366,320	24.9
JUNE	23,075,765	7,322,290	31.7
JULY	28,298,721	7,123,487	25.2
AUG	31,103,493	9,048,046	29.1
SEPT	23,029,510	7,225,173	31.4
OCT	40,662,309	8,391,413	20.6
NOV	28,564,105	6,528,109	22.9
DEC	21,607,058	6,442,677	29.8
TOTAL	\$312,591,453	\$86,346,069	27.6

Value of Property Loss

Type of Property	Burned	Counter- feited/ Forged	Destroyed Damaged/ Vandalized	Recov- ered	Seized	Stolen
Aircraft						
Alcohol				64,693	1	180,029
Automobiles			501	59,833,270		91,417,876
Bicycles			10	178,126		1,866,406
Buses				39,005		121,977
Clothing/Furs				695,476	2	3,837,701
Computer Hardware/Software			1,801	572,384		13,243,006
Consumable Goods			71	337,300	1	1,555,991
Credit/Debit Cards						
Drugs/Narcotics				7,804		389,689
Drug/Narcotic Equipment				98	29	8,042
Farm Equipment				116,394		888,362
Firearms				181,408		2,357,164
Gambling Equipment			750	1,402		14,912
Heavy Construction/Industrial Equipment			7,455	2,020,992		5,200,272
Household Goods			2,869	298,943		3,581,373
Jewelry/Precious Metals				1,168,341		22,849,453
Livestock				23,229		255,984
Merchandise		517		665,773		4,764,636
Money		90		2,137,740	42	30,052,630
Negotiable Instruments		1,227		341,349	99	6,809,833
Nonnegotiable Instruments						
Office-type Equipment			4,825	164,420		16,486,450
Other Motor Vehicles			251	2,880,905		7,672,162
Purses/Handbags/Wallets				76,033		781,945
Radios/TVs/VCRs			2,662	594,585		10,423,403
Recordings-Audio/Visual				249,423		9,663,333
Recreational Vehicles				1,555,722		3,016,399
Structures-Single Occupancy			13,085			
Structures-Other Dwellings			120			
Structures-Other Commercial/Business			2,200			
Structures-Industrial/ Manufacturing						
Structures-Public/Community						
Structures-Storage			1			
Structures-Other			2,204			
Tools			14,783	427,866		9,791,778
Trucks				9,284,413		15,066,395
Vehicle Part/Accessories			30,365	232,959		9,570,395
Watercraft				211,247		832,011
Other		4	36,231	1,984,769	2	39,891,846
TOTAL		\$1,838	\$120,185	\$86,346,069	\$176	\$312,591,453

Value of Property Stolen in Property Offenses

Offenses	Number of Property Descriptions	Value Stolen
Bribery	2	2
Embezzlement	3522	12,701,018
Extortion/Blackmail	54	199,947
False Pretense/Swindle/Confidence Game	6503	13,263,948
Credit Card/ATM Fraud	3477	2,090,670
Impersonation	839	396,053
Welfare Fraud	70	35,900
Wire Fraud	197	651,839
TOTAL FRAUD:	11086	16,438,410
Kidnaping/Abduction	202	19,281
Pocket-Picking	765	155,610
Purse-Snatching	872	115,395
Shoplifting	23020	5,060,192
Theft From Building	48548	39,720,056
Theft From Coin-Operated Machine	1297	210,824
Theft From Motor Vehicle	63643	35,690,102
Theft of Motor Vehicle Parts/Accessories	11536	6,490,740
All Other Larceny	91599	80,955,605
TOTAL LARCENY:	241280	168,398,524
Motor Vehicle Theft	17849	109,309,561
Robbery	9599	5,524,710
GRAND TOTAL:	283594	\$312,591,453
Additional Analysis of Larceny/Theft Offenses		
\$200 and Over	85603	161,079,525
\$50 to \$200	57958	6,027,701
Under \$50	97719	1,291,298
TOTAL LARCENY/THEFT:	241280	\$168,398,524



VI

Arrest Data

2001 Arrest Data

Arrest statistics reflecting characteristics of persons arrested by age, gender, and race are collected monthly from contributing law enforcement agencies. In examining arrest figures it is important to remember they do not personally identify individuals arrested but represent the total number of persons arrested. One person may be arrested several times during a year for the same type of crime or for different offenses. Each arrest would be counted. Furthermore, arrest figures cannot be compared to offense figures because several persons could be arrested for the same offense, or the arrest of one person may solve several offenses. Arrests are primarily a measure of police activity as it relates to crime. Although law enforcement arrest policies vary, particularly with respect to juveniles, contributors to this program are instructed to count one arrest each time an individual is taken into custody for committing an offense. A juvenile is counted as a person arrested when he commits an offense and the circumstances are such that if the offender were an adult, an arrest would be made.

ARREST DATA BY QUARTER

Quarters	Arrests	Percent Distribution
First Quarter	70220	24.22
Second Quarter	76480	26.38
Third Quarter	76822	26.50
Fourth Quarter	<u>66392</u>	<u>22.90</u>
TOTAL	289914	100.00


Arrest Data

	ARREST DATA BY AGE	
AGE	Number	Percent Distribution
Under 10	333	.12
10-12	2456	.85
13-14	7720	2.66
15	6724	2.32
16	8772	3.03
17	9091	3.14
18	14410	4.97
19	15094	5.21
20	14566	5.03
21	13429	4.63
22	11677	4.03
23	10266	3.54
24	8955	3.09
25-29	36332	12.53
30-34	33566	11.58
35-39	34735	11.98
40-44	27838	9.60
45-49	16604	5.73
50-54	8748	3.02
55-59	4210	1.45
60-64	2109	.73
65 & Over	2279	.79
TOTAL	289914	100.00

Percent Distribution of Persons Arrested By Gender and Race

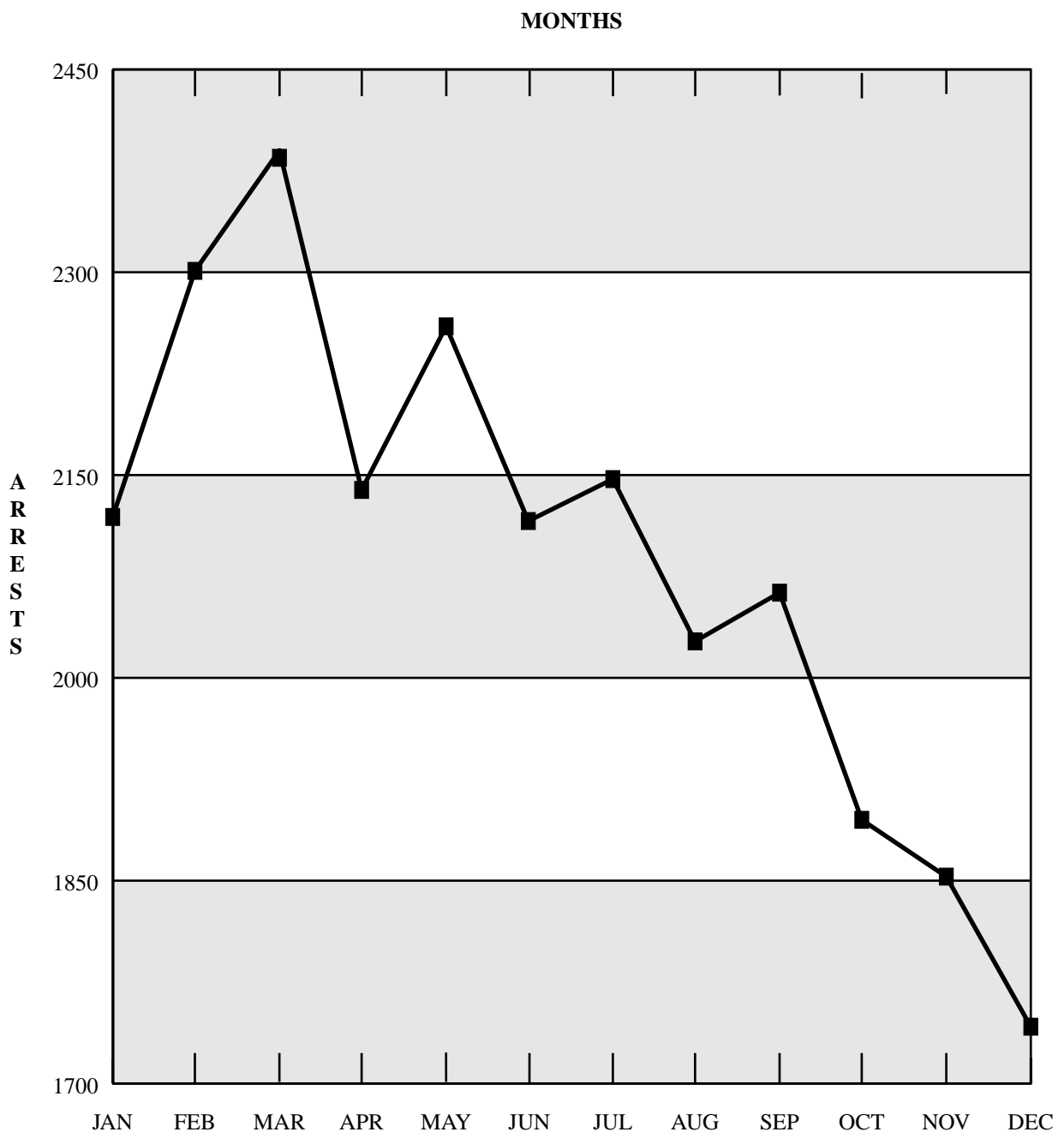
GENDER	% DIST.
MALE	76.2
FEMALE	23.8

RACE	%DIST.
White	58.5
Black	40.7
American Indian or Alaskan Native	.1
Asian or Pacific Islander	.7



In 2001, 25,052 narcotic drug arrests, including drug equipment violations, were reported by the contributing agencies. Marijuana ranked highest in total volume of drug arrests with 57 percent.

Drug violation arrests constitute 22.1 percent of the total number of persons arrested for Group A offenses.



Drug Arrests By Age and Type of Drug 2001

	Under 10	10 12	13 14	15	16	17	18	19	20	21	22	23	24	25 29	30 34	35 39	40 44	45 49	50 54	55 59	60 64	65 & Over	Total
“Crack” Cocaine	0	1	15	34	39	68	174	216	243	202	208	176	142	480	528	529	483	238	104	29	17	13	3939
Cocaine	0	0	4	5	8	21	58	76	107	89	97	68	67	264	250	262	233	111	51	11	6	5	1793
Hashish	0	0	0	0	0	0	1	1	2	1	0	1	1	2	3	1	4	3	1	0	0	0	21
Heroin	0	0	0	0	2	7	16	17	18	33	18	30	25	109	94	98	81	69	27	15	2	2	663
Marijuana	3	24	278	315	603	831	1600	1499	1279	1021	763	635	538	1642	1035	964	676	364	122	41	11	4	14248
Morphine	0	0	0	0	1	1	2	1	1	1	1	0	4	14	8	3	5	7	4	1	0	0	54
Opium	0	0	0	0	0	0	1	1	0	0	0	0	0	0	3	0	0	3	1	0	0	0	9
Other Narcotic	0	0	6	8	15	6	14	33	21	23	30	29	13	109	86	106	452	143	24	12	2	1	1133
LSD	0	0	0	0	2	2	6	6	9	1	4	0	1	4	1	1	1	0	0	0	0	0	38
PCP	0	0	0	0	2	0	1	2	1	1	0	1	1	0	1	4	0	1	0	0	0	0	15
Other Halucinogens	0	0	0	0	0	3	3	6	4	1	1	0	1	4	1	1	2	0	0	0	0	0	27
Amphetamines/ Methamphetamines	0	0	1	0	1	7	8	10	11	21	8	10	4	30	29	21	17	9	5	2	0	0	194
Other Stimulants	0	0	1	0	1	2	3	4	5	2	6	3	4	7	5	3	3	1	3	0	0	0	53
Barbituates	0	0	0	0	0	0	0	1	2	0	0	0	0	0	3	3	0	1	0	0	0	0	10
Other Depressants	0	0	3	1	0	1	2	0	3	2	1	0	2	10	6	7	4	1	8	1	0	0	52
Other Drugs	0	3	14	7	8	13	6	19	18	19	13	7	5	30	21	23	29	10	1	2	4	0	252
Unknown Drug Type	0	2	37	46	91	80	180	162	149	136	142	126	84	307	221	255	177	91	49	18	4	6	2363
TOTAL	3	30	359	416	773	1042	2075	2054	1873	1553	1292	1086	892	3012	2295	2281	2167	1052	400	132	46	31	24864

Arrest Data By Age

JUVENILES

OFFENSES	UNDER 10	10 12	13 14	15	16	17	TOTAL
Murder/Nonnegligent Manslaughter	0	0	3	0	9	9	21
Negligent Manslaughter	0	0	0	0	1	1	2
Kidnaping/Abduction	0	0	8	3	10	6	27
Forcible Rape	2	9	23	2	13	15	64
Forcible Sodomy	4	22	31	12	7	7	83
Sexual Assault with an Object	1	5	5	2	2	1	16
Forcible Fondling	5	28	62	21	23	9	148
Robbery	1	11	34	57	90	99	292
Aggravated Assault	2	55	133	124	121	124	559
Simple Assault	60	656	1359	841	851	771	4538
Intimidation	6	61	120	66	45	47	345
Arson	20	51	54	33	29	15	202
Extortion/Blackmail	0	0	6	3	8	6	23
Burglary/Breaking & Entering	22	121	285	207	245	233	1113
Pocket Picking	1	2	11	18	14	12	58
Purse Snatching	0	2	0	4	0	0	6
Shoplifting	13	195	505	422	449	494	2078
Theft from Building	0	20	48	33	42	38	181
Theft from Coin-Operated Device	0	1	2	0	0	1	4
Theft from Motor Vehicle	0	9	45	48	55	51	208
Theft of Motor Vehicle Parts	0	2	3	3	10	14	32
All Other Larceny	18	191	570	391	467	460	2097
Motor Vehicle Theft	0	17	122	148	127	98	512
Counterfeiting/Forgery	0	1	9	17	30	63	120
False Pretenses/Swindle/Confidence Game	0	5	19	22	32	52	130
Credit Card/Teller Machine Fraud	0	0	6	0	7	15	28
Impersonation	0	0	3	1	6	3	13
Welfare Fraud	0	0	0	0	0	0	0
Wire Fraud	0	0	0	0	0	1	1

OFFENSES	UNDER 10	10 12	13 14	15	16	17	TOTAL
Embezzlement	0	0	1	5	25	46	77
Stolen Property Offenses	0	10	33	29	40	43	155
Destruction/Damage/Vandalism	64	193	365	218	328	282	1450
Drug/Narcotic Violations	2	31	359	416	773	1042	2623
Drug Equipment Violations	0	0	1	5	6	10	22
Incest	0	0	2	0	1	0	3
Statutory Rape	0	0	1	0	1	11	13
Pornography/Obscene Material	0	0	1	0	0	1	2
Betting/Wagering	0	0	2	0	4	1	7
Operating/Promoting/Assisting Gambling	0	0	0	0	0	0	0
Gambling Equipment Violations	0	0	0	0	0	0	0
Sports Tampering	0	0	0	0	0	0	0
Prostitution	0	0	0	0	1	1	2
Assisting or Promoting Prostitution	0	0	0	0	0	0	0
Bribery	0	0	0	0	0	0	0
Weapon Law Violations	16	47	152	106	137	130	588
Total Group A Arrests	237	1745	4383	3257	4009	4212	17843
Bad Checks	0	0	2	1	1	13	17
Curfew/Loitering/Vagrancy Violations	2	69	424	409	628	711	2243
Disorderly Conduct	7	102	347	328	322	240	1346
Driving Under the Influence	0	0	9	22	87	215	333
Drunkenness	0	6	36	32	72	128	274
Family Offenses, Nonviolent	0	1	2	5	9	8	25
Liquor Law Violations	0	26	203	279	595	859	1962
Peeping Tom	0	0	4	1	0	1	6
Runaway	12	149	749	698	881	595	3084
Trespass of Real Property	13	69	181	195	272	284	1014
Conspiracy to Commit Group A Offense	0	0	1	4	1	3	9
Conspiracy to Commit Group B Offense	0	0	0	0	0	0	0
All Other Offenses	62	289	1379	1493	1895	1822	6940
Total Group B Arrests	96	711	3337	3467	4763	4879	17253

Group A Adult Arrests By Age

	18	19	20	21	22	23	24	25 29	30 34	35 39	40 44	45 49	50 54	55 59	60 64	65 & Over	Total
Murder/Nonnegligent Manslaughter	30	28	29	10	19	11	11	37	20	23	15	12	8	8	1	1	263
Negligent Manslaughter	1	1	0	1	0	1	0	1	0	0	0	0	0	0	0	0	5
Kidnaping/Abduction	37	37	31	25	27	15	24	102	77	66	47	19	11	2	1	3	524
Forcible Rape	31	22	24	16	14	18	11	52	60	60	57	12	11	5	6	7	406
Forcible Sodomy	6	13	8	3	7	1	3	26	18	24	18	12	9	2	3	1	154
Sexual Assault with an Object	3	1	2	2	2	0	4	15	19	17	15	5	4	4	3	0	96
Forcible Fondling	26	19	29	14	9	12	11	52	73	84	71	63	27	20	14	17	541
Robbery	152	142	116	99	72	69	62	167	123	138	57	25	6	2	0	2	1232
Aggravated Assault	272	257	215	267	191	197	133	618	604	553	450	236	152	55	35	44	4279
Simple Assault	1063	1151	1193	1288	1263	1105	1068	4817	4617	4822	3584	2053	997	509	228	266	30024
Intimidation	72	60	55	69	49	47	42	200	215	211	196	114	44	31	16	11	1432
Arson	15	17	9	10	7	6	4	17	13	23	21	7	7	1	2	0	159
Extortion/Blackmail	2	1	2	1	0	2	0	4	4	6	1	3	1	0	0	1	28
Burglary/B & E	369	306	237	190	152	122	85	385	272	310	165	90	44	17	7	3	2754
Pocket Picking	20	23	13	16	12	5	2	36	34	29	17	9	9	4	0	1	230
Purse Snatching	0	1	1	1	2	2	1	2	3	1	4	2	1	0	0	0	21
Shoplifting	639	526	391	321	244	226	189	843	856	858	746	457	238	104	65	77	6780
Theft from Building	53	26	28	31	27	20	18	78	64	76	57	29	14	3	3	4	531
Theft from Coin-Operated Machine or Device	4	9	4	13	1	5	0	6	10	7	4	1	1	0	0	0	65
Theft from Motor Vehicle	71	47	32	35	29	13	8	24	44	35	16	17	5	2	0	1	379
Theft of Motor Vehicle Parts	16	18	12	4	8	3	4	6	8	5	5	1	1	1	0	0	92
All Other Larceny	804	638	487	439	360	310	254	1023	1107	986	738	415	207	76	40	49	7933
Motor Vehicle Theft	122	121	73	63	45	31	29	144	161	126	78	50	14	7	2	0	1066
Counterfeiting/Forgery	141	173	179	134	145	127	109	497	434	362	203	90	38	9	4	6	2651

OFFENSES	18	19	20	21	22	23	24	25 29	30 34	35 39	40 44	45 49	50 54	55 59	60 64	65 & Over	Total
False Pretenses/Swindle/ Confidence Game	92	86	103	80	94	75	69	318	293	347	190	101	59	33	11	1	1952
Credit Card/Automatic Teller Machine Fraud	13	21	25	31	21	22	13	77	49	39	36	18	2	0	0	1	368
Impersonation	19	21	22	16	19	9	9	40	25	28	18	4	6	0	1	0	237
Welfare Fraud	1	0	1	0	2	7	0	12	15	20	12	1	1	2	7	4	85
Wire Fraud	1	0	1	0	1	2	0	1	2	0	1	3	0	0	0	0	12
Embezzlement	84	98	84	80	59	54	57	214	197	155	126	61	26	23	2	2	1322
Stolen Property Offenses	63	72	65	38	21	25	23	74	57	50	47	28	12	4	4	2	585
Destruct/Damage/Vandalism	478	282	212	198	183	151	116	422	353	348	193	133	59	23	12	21	3184
Drug/Narcotic Violations	2075	2054	1873	1553	1292	1086	892	3012	2295	2281	2167	1052	400	132	46	31	22241
Drug Equipment Violations	12	11	6	9	7	5	7	21	22	21	22	17	5	1	0	0	166
Incest	0	0	0	0	1	0	0	1	1	1	1	2	1	0	0	0	8
Statutory Rape	27	22	20	11	11	5	11	7	7	3	2	3	0	1	0	0	130
Porno./Obscene Material	2	2	1	0	3	3	1	3	0	2	5	3	3	0	0	1	29
Betting/Wagering	2	1	4	1	3	0	0	0	1	1	0	0	0	0	0	0	13
Operating/Promoting/ Assisting Gambling	0	1	4	3	3	0	0	0	0	2	0	0	0	0	0	0	13
Gambling Equip. Violations	0	1	1	0	1	2	0	2	1	3	0	0	0	0	1	1	13
Sports Tampering	0	0	0	0	0	0	0	0	0	0	0	0	0	0	0	0	0
Prostitution	1	4	10	9	13	13	13	53	99	116	67	26	15	5	3	2	449
Assisting/Promoting Prostitution	0	2	0	4	4	4	4	19	10	13	13	3	6	1	0	1	84
Bribery	0	0	1	1	0	0	0	1	1	2	0	4	1	0	0	1	12
Weapon Law Violations	236	216	181	192	191	129	122	355	312	280	302	162	112	80	53	51	2974
Total Group A Arrests	7055	6531	5784	5278	4614	3940	3409	13784	12576	12534	9767	5343	2557	1167	570	613	95522

Group B Adult Arrests By Age

OFFENSES	18	19	20	21	22	23	24	25 29	30 34	35 39	40 44	45 49	50 54	55 59	60 64	65 & Over	Total
Bad Checks	204	291	402	397	350	359	300	1662	1555	1331	931	641	294	140	72	74	9003
Curfew/Loitering/Vagrancy	8	7	4	2	0	0	1	6	7	16	7	11	10	9	0	1	89
Disorderly Conduct	332	350	298	347	279	263	175	744	585	590	427	258	136	57	41	40	4922
Driving Under the Influence	580	810	944	1272	1145	1038	944	3764	3373	3514	3085	2029	1233	634	319	285	24969
Drunkenness	609	807	850	1266	991	903	742	2935	2968	4202	3957	2670	1409	712	358	318	25697
Family Offenses, Nonviolent	16	29	33	35	41	36	36	166	152	186	102	62	28	6	2	5	935
Liquor Laws	1726	1790	1564	301	252	223	180	618	535	691	644	403	304	156	78	70	9535
Peeping Tom	3	5	1	3	1	1	3	16	14	19	9	4	1	3	0	0	83
Runaway	0	0	0	0	0	0	0	0	0	0	0	0	0	0	0	0	0
Trespass to Real Property	634	540	485	382	325	313	238	746	777	797	765	444	268	108	60	59	6941
Conspiracy to Commit Group A Offense	6	9	11	5	5	2	0	10	3	2	0	5	2	1	1	0	62
Conspiracy to Commit Group B Offense	0	3	0	0	0	1	1	3	1	3	2	0	0	1	0	0	15
All Other Offenses	3237	3922	4190	4141	3674	3187	2926	11878	11020	10850	8142	4734	2506	1216	608	814	77045
Total Group B Offenses	7355	8563	8782	8151	7063	6326	5546	22548	20990	22201	18071	11261	6191	3043	1539	1666	159296

Group A Arrests By Gender and Distribution

OFFENSES	Persons Arrested		Percent Crime Distribution by Gender	
	Male	Female	Male	Female
Murder/Nonnegligent Manslaughter	254	30	.30	.11
Negligent Manslaughter	7	0	.01	
Kidnapping	504	47	.59	.17
Forcible Rape	466	4	.54	.02
Forcible Sodomy	222	15	.26	.06
Sexual Assault with an Object	109	3	.13	.01
Forcible Fondling	670	19	.78	.07
Robbery	1426	98	1.66	.36
Aggravated Assault	3646	1192	4.24	4.37
Simple Assault	25480	9082	29.61	33.27
Intimidation	1333	444	1.55	1.63
Arson	296	65	.34	.24
Extortion/Blackmail	34	17	.04	.06
Burglary/Breaking & Entering	3433	434	3.99	1.59
Pocket-picking	181	107	.21	.39
Purse-snatching	21	6	.03	.02
Shoplifting	4914	3944	5.71	14.45
Theft from Building	538	174	.63	.64
Theft from Coin-Operated Machine or Device	62	7	.07	.03
Theft from Motor Vehicle	548	39	.64	.14
Theft of Motor Vehicle Parts or Accessories	117	7	.14	.03
All Other Larceny	6942	3088	8.07	11.31
Motor Vehicle Theft	1342	236	1.56	.87
Counterfeiting/Forgery	1589	1182	1.85	4.33
False Pretenses/Swindle/Confidence Game	1415	667	1.65	2.44
Credit Card/Automatic Teller Machine Fraud	219	177	.26	.65
Impersonation	196	54	.23	.20
Welfare Fraud	17	68	.02	.25
Wire Fraud	12	1	.01	
Embezzlement	675	724	.79	2.65
Stolen Property Offenses	641	99	.75	.36
Destruction.Damage/Vandalism of Property	3829	805	4.45	2.95
Drug/Narcotic Violations	21028	3836	24.43	14.05
Drug Equipment Violations	141	47	.16	.17
Incest	10	1	.01	
Statutory Rape	138	5	.16	.02
Pornography/Obscene Material	29	2	.03	.01
Betting/Wagering	19	1	.02	
Operating/Promoting/Assisting Gambling	12	1	.01	
Gambling Equipment Violations	13		.02	
Sports Tampering				
Prostitution	159	292	.19	1.07
Assisting or Promoting Prostitution	75	9	.09	.03
Bribery	11	1	.01	
Weapon Law Violations	3296	266	3.83	.98
TOTAL	86069	27296	100.00	100.00

Group A Arrests By Race

OFFENSES	Total	White	Black	American Indian or Alaskan Native	Asian or Pacific Islander
Murder/Nonnegligent Manslaughter	284	97	187		
Negligent Manslaughter	7	5	2		
Kidnapping	551	243	303	3	2
Forcible Rape	470	261	207	1	1
Forcible Sodomy	237	144	92		1
Sexual Assault with an Object.....	112	77	34		1
Forcible Fondling	689	430	248	2	9
Robbery	1524	374	1144	1	5
Aggravated Assault	4838	2452	2353	5	28
Simple Assault	34562	18956	15305	30	271
Intimidation	1777	1042	721	2	12
Arson	361	254	103		4
Extortion/Blackmail	51	29	22		
Burglary/Breaking & Entering	3867	2399	1447	1	20
Pocket-picking	288	155	131		2
Purse-snatching	27	11	16		
Shoplifting	8858	4560	4187	8	103
Theft from Building.....	712	399	310	1	2
Theft from Coin-Operated Machine or Device ..	69	49	20		
Theft from Motor Vehicle	587	411	174		2
Theft of Motor Vehicle Parts or Accessories	124	78	44		2
All Other Larceny	10030	5366	4565	7	92
Motor Vehicle Theft	1578	688	881	2	7
Counterfeiting/Forgery	2771	1715	1034	2	20
False Pretenses/Swindle/Confidence Game	2082	1184	870		28
Credit Card/Automatic Teller Machine Fraud ...	396	243	148	2	3
Impersonation	250	116	132		2
Welfare Fraud	85	56	29		
Wire Fraud	13	7	6		
Embezzlement	1399	750	628	2	19
Stolen Property Offenses	740	324	408	2	6
Destruction.Damage/Vandalism of Property	4634	3006	1605	1	22
Drug/Narcotic Violations	24864	13380	11348	12	124
Drug Equipment Violations.....	188	127	60		1
Incest	11	10	1		
Statutory Rape	143	81	61		1
Pornography/Obscene Material	31	23	8		
Betting/Wagering	20	2	18		
Operating/Promoting/Assisting Gambling	13	1	11		1
Gambling Equipment Violations	13	3	9		1
Sports Tampering					
Prostitution	451	207	241	1	2
Assisting or Promoting Prostitution	84	36	46		2
Bribery	12	9	2		1
Weapon Law Violations	3562	1894	1647	2	19
TOTAL	113365	61654	50808	87	816

Group A Arrests and Rate Per 100,000

OFFENSES	Number of Arrests	Percent Distribution	Rate per 100,000 Inhabitants
Murder/Nonnegligent Manslaughter	284	.25	3.95
Negligent Manslaughter	7	.01	.10
Kidnapping	551	.49	7.67
Forcible Rape	470	.42	6.54
Forcible Sodomy	237	.21	3.30
Sexual Assault with an Object.....	112	.10	1.56
Forcible Fondling of a Child	689	.61	9.59
Robbery	1524	1.35	21.20
Aggravated Assault	4838	4.27	67.31
Simple Assault	34562	30.49	480.85
Intimidation	1777	1.57	24.72
Arson	361	.32	5.02
Extortion/Blackmail	51	.05	.71
Burglary/Breaking & Entering	3867	3.41	53.80
Pocket-picking	288	.26	4.01
Purse-snatching	27	.02	.38
Shoplifting	8858	7.81	123.24
Theft from Building.....	712	.63	9.91
Theft from Coin-Operated Machine or Device ..	69	.06	.96
Theft from Motor Vehicle	587	.52	8.17
Theft of Motor Vehicle Parts or Accessories	124	.11	1.73
All Other Larceny	10030	8.85	139.54
Motor Vehicle Theft	1578	1.39	21.96
Counterfeiting/Forgery	2771	2.45	38.55
False Pretenses/Swindle/Confidence Game	2082	1.84	28.97
Credit Card/Automatic Teller Machine Fraud ...	396	.35	5.51
Impersonation	250	.22	3.48
Welfare Fraud	85	.08	1.18
Wire Fraud	13	.01	.18
Embezzlement	1399	1.24	19.46
Stolen Property Offenses	740	.65	10.30
Destruction.Damage/Vandalism of Property	4634	4.09	64.47
Drug/Narcotic Violations	24864	21.93	327.48
Drug Equipment Violations.....	188	.17	2.61
Incest	11	.01	.15
Statutory Rape	143	.13	1.99
Pornography/Obscene Material	31	.03	.43
Betting/Wagering	20	.02	.28
Operating/Promoting/Assisting Gambling	13	.01	.18
Gambling Equipment Violations	13	.01	.18
Sports Tampering			
Prostitution	451	.40	6.28
Assisting or Promoting Prostitution	84	.08	1.17
Bribery	12	.01	.17
Weapon Law Violations	3562	3.14	49.56
TOTAL	113365	100.00	1577.21

Group B Arrests

Group B Offense Categories	Total	White	Black	American Indian or Alaskan Native	Asian or Pacific Islander
Bad Checks	9020	6345	2629	7	39
Curfew/Loitering/Vagrancy Violations	2332	1411	895	1	25
Disorderly Conduct	6268	3112	3101	9	46
Driving Under the Influence	25302	20112	4973	23	194
Drunkenness	25971	18699	7114	34	124
Family Offenses, Nonviolent	960	438	516		6
Liquor Law Violations	11497	8137	3126	12	222
Peeping Tom	89	63	26		
Runaway	3084	1724	1318	3	39
Trespass of Real Property	7955	3568	4349	6	32
Conspiracy to Commit Group A Offense	71	40	31		
Conspiracy to Commit Group B Offense	15	11	4		
All Other Offenses	83985	44177	39170	57	581
Total Group B Arrests	176549	107837	67252	152	1308

Group B Offense Categories	Male	Female	Rate per 100,000 Inhabitants
Bad Checks	3910	5110	125.49
Curfew/Loitering/Vagrancy Violations	1553	779	32.45
Disorderly Conduct	4512	1756	87.21
Driving Under the Influence	21109	4193	352.02
Drunkenness	22842	3129	361.33
Family Offenses, Nonviolent	673	287	13.36
Liquor Law Violations	8795	2702	159.95
Peeping Tom	86	3	1.24
Runaway	1266	1818	42.91
Trespass of Real Property	6410	1545	110.68
Conspiracy to Commit Group A Offense	57	14	.99
Conspiracy to Commit Group B Offense	11	4	.21
All Other Offenses	63537	20448	1168.46
Total Group B Arrests	134761	41788	2456.27



VII
Contributing
Agencies and
Full-Time Law
Enforcement
Employees
January–
December
2001

Contributing Agencies and Full-Time Law Enforcement Employees as of October 31, 2001

AGENCY	TOTAL SWORN OFFICERS	OFFICERS MALE	OFFICERS FEMALE	TOTAL CIVILIAN	AGENCY	TOTAL SWORN OFFICERS	OFFICERS MALE	OFFICERS FEMALE	TOTAL CIVILIAN
COUNTIES					CHARLES CITY COUNTY				
ACCOMACK COUNTY					Sheriff's Office	9	8	1	6
Sheriff's Office	58	44	14	4	CHARLOTTE COUNTY				
Chincoteague PD	9	9		4	Sheriff's Office	27	21	6	2
Onancock PD	4	4			CHESTERFIELD COUNTY				
Parksley PD					Chesterfield PD	412	385	27	98
Onley PD	3	3			CLARKE COUNTY				
ALBEMARLE COUNTY					Sheriff's Office	14	14		9
Albemarle PD	101	93	8	21	Berryville PD	8	7	1	1
ALLEGHANY COUNTY					CRAIG COUNTY				
Sheriff's Office	42	36	6	11	Sheriff's Office	8	8		5
AMELIA COUNTY					CULPEPER COUNTY				
Sheriff's Office	11	11		7	Sheriff's Office	69	51	18	17
AMHERST COUNTY					Culpeper PD	30	27	3	6
Sheriff's Office	58	45	13	5	CUMBERLAND COUNTY				
Amherst PD	5	5			Sheriff's Office	11	9	2	5
APPOMATTOX COUNTY					DICKENSON COUNTY				
Sheriff's Office	30	24	6	3	Sheriff's Office	37	27	10	3
ARLINGTON COUNTY					Clintwood PD	3	3		
Arlington PD	385	326	59	82	Haysi PD	2	2		
AUGUSTA COUNTY					Clinchco	1	1		
Sheriff's Office	101	88	13	18	DINWIDDIE COUNTY				
BATH COUNTY					Sheriff's Office	47	46	1	11
Sheriff's Office	17	14	3		McKenney PD	1	1		
BEDFORD COUNTY					ESSEX COUNTY				
Sheriff's Office	67	56	11		Sheriff's Office	18	10	8	
BLAND COUNTY					Tappahannock PD	9	7	2	
Sheriff's Office	8	8		8	FAIRFAX COUNTY				
BOTETOURT COUNTY					Fairfax County PD	1235	1077	158	406
Sheriff's Office	62	56	6	16	Herndon PD	50	42	8	12
BRUNSWICK COUNTY					Vienna PD	37	32	5	9
Sheriff's Office	18	15	3	23	FAUQUIER COUNTY				
Lawrenceville PD	5	5			Sheriff's Office	89	81	8	17
BUCHANAN COUNTY					Warrenton PD	20	17	3	3
Sheriff's Office	43	40	3	5	FLOYD COUNTY				
Grundy PD	6	6		1	Sheriff's Office	17	17		10
BUCKINGHAM COUNTY					FLUVANNA COUNTY				
Sheriff's Office	15	14	1	5	Sheriff's Office	19	17	2	7
CAMPBELL COUNTY					FRANKLIN COUNTY				
Sheriff's Office	53	49	4	3	Sheriff's Office	72	64	8	15
Altavista PD	11	11			Rocky Mount PD	16	15	1	2
Brookneal PD	4	4			FREDERICK COUNTY				
CAROLINE COUNTY					Sheriff's Office	81	76	5	14
Sheriff's Office	32	32		8	Middletown PD	2	2		
Bowling Green PD	1	1			Stephens City PD	3	3		
CARROLL COUNTY									
Sheriff's Office	26	25	1	6					
Hillsville PD	10	10		1					

AGENCY	TOTAL SWORN OFFICERS	OFFICERS MALE	OFFICERS FEMALE	TOTAL CIVILIAN	AGENCY	TOTAL SWORN OFFICERS	OFFICERS MALE	OFFICERS FEMALE	TOTAL CIVILIAN
GILES COUNTY					LOUISA COUNTY				
Sheriff's Office	20	20		10	Sheriff's Office	30	28	2	12
Glen Lyn PD	2	2			Louisa PD	5	5		
Pearisburg PD	7	7		1	LUNENBURG COUNTY				
Pembroke PD	2	2			Sheriff's Office	13	12	1	6
Rich Creek PD	1	1			Kenbridge PD	8	7	1	1
Narrows PD	4	4			Victoria PD	6	6		1
GLOUCESTER COUNTY					MADISON COUNTY				
Sheriff's Office	74	62	12	15	Sheriff's Office	12	12		7
GOOCHLAND COUNTY					MATHEWS COUNTY				
Sheriff's Office	23	20	3	6	Sheriff's Office	19	12	7	
GRAYSON COUNTY					MECKLENBURG COUNTY				
Sheriff's Office	20	19	1	6	Sheriff's Office	80	59	21	2
Fries PD	1	1			Chase City PD	7	7		1
Independence PD	2	2			Clarksville PD	6	6		1
GREENE COUNTY					LaCrosse PD	3	3		
Sheriff's Office	16	16		11	South Hill PD	20	20		5
GREENSVILLE COUNTY					MIDDLESEX COUNTY				
Sheriff's Office	21	18	3	6	Sheriff's Office	12	11	1	5
HALIFAX COUNTY					MONTGOMERY COUNTY				
Sheriff's Office	36	31	5	12	Sheriff's Office	93	74	19	17
Halifax PD	6	5	1	1	Blacksburg PD	56	54	2	16
South Boston	28	26	2	4	Christiansburg PD	39	35	4	12
HANOVER COUNTY					NELSON COUNTY				
Sheriff's Office	157	148	9	17	Sheriff's Office	15	15		6
Ashland PD	21	21		3	NEW KENT COUNTY				
HENRICO COUNTY					Sheriff's Office	24	22	2	9
Henrico PD	510	474	36	207	NORTHAMPTON CO.				
HENRY COUNTY					Sheriff's Office	36	32	4	11
Sheriff's Office	105	98	7	14	Cape Charles PD	5	5		
HIGHLAND COUNTY					Exmore PD	5	5		
Sheriff's Office	7	7		5	NORTHUMBERLAND CO.				
ISLE OF WIGHT COUNTY					Sheriff's Office	17	12	5	8
Sheriff's Office	25	21	4	7	NOTTOWAY COUNTY				
Smithfield PD	15	14	1	11	Sheriff's Office	13	13		7
JAMES CITY COUNTY					Blackstone PD	14	12	2	4
James City PD	63	55	8	3	Crewe PD	5	5		
KING & QUEEN COUNTY					Burkeville PD	0			
Sheriff's Office	8	7	1	5	ORANGE COUNTY				
KING GEORGE COUNTY					Sheriff's Office	27	25	2	8
Sheriff's Office	23	21	2	13	Orange PD	12	12		1
KING WILLIAM COUNTY					Gordonsville PD	4	4		
Sheriff's Office	15	15		9	PAGE COUNTY				
West Point	9	8	1	1	Sheriff's Office	41	37	4	19
LANCASTER COUNTY					Luray PD	15	14	1	2
Sheriff's Office	25	17	8	5	Shenandoah PD	4	4		
Kilmarnock PD	4	3	1		Stanley PD	3	3		
LEE COUNTY					PATRICK COUNTY				
Sheriff's Office	45	37	8		Sheriff's Office	28	25	3	13
Jonesville PD	6	6		2	PITTSYLVANIA COUNTY				
Pennington Gap PD	6	6		1	Sheriff's Office	67	63	4	55
LOUDOUN COUNTY					Chatham PD	4	4		
Sheriff's Office	272	238	34	57	Gretna PD	4	4		
Leesburg PD	54	47	7	15	Hurt PD	3	3		
Middleburg PD	4	3	1		POWHATAN COUNTY				
Purcellville PD	8	8		1	Sheriff's Office	37	32	5	9

AGENCY	TOTAL SWORN OFFICERS	OFFICERS MALE	OFFICERS FEMALE	TOTAL CIVILIAN	AGENCY	TOTAL SWORN OFFICERS	OFFICERS MALE	OFFICERS FEMALE	TOTAL CIVILIAN
PRINCE EDWARD CO. Sheriff's Office Farmville PD	25 24	18 22	7 2	11	SOUTHAMPTON COUNTY Sheriff's Office Courtland PD Boykins PD	62 1 1	50 1 1	12	13 2
PRINCE GEORGE CO. Prince George Co. PD	44	42	2	14	SPOTSYLVANIA COUNTY Sheriff's Office	88	83	5	6
PRINCE WILLIAM CO. Prince Wm. Co. PD Quantico PD Haymarket PD Dumfries PD Occoquan PD	400 1 3 13 2	358 1 3 11 2	42 2	99 1 2	STAFFORD COUNTY Sheriff's Office	99	91	8	10
PULASKI COUNTY Sheriff's Office Pulaski PD Dublin PD	39 33 8	36 28 8	3 5	10 10 1	SURRY COUNTY Sheriff's Office	13	11	2	5
RAPPAHANNOCK CO. Sheriff's Office	21	15	6		SUSSEX COUNTY Sheriff's Office Waverly PD	37 4	27 3	10 1	4 2
RICHMOND COUNTY Sheriff's Office Warsaw PD	10 2	9 2	1	6 1	TAZEWELL COUNTY Sheriff's Office Bluefield PD Pocahontas PD Richlands PD Tazewell PD Cedar Bluff PD	72 13 3 16 10 2	60 11 3 15 10 2	12 2 1 1	10 4 6 1
ROANOKE COUNTY Roanoke Co. PD Vinton PD	109 19	99 16	10 3	36 7	WARREN COUNTY Sheriff's Office Front Royal PD	66 29	62 28	4 1	1 9
ROCKBRIDGE COUNTY Sheriff's Office Glasgow PD	23 1	23 1		7	WASHINGTON COUNTY Sheriff's Office Abingdon PD Damascus PD Glade Springs PD	66 20 4 3	55 18 4 2	11 2 1	10 2
ROCKINGHAM COUNTY Sheriff's Office Bridgewater PD Broadway PD Dayton PD Elkton PD Grottoes PD Timberville PD	52 8 4 5 6 5 3	44 8 4 4 6 5 3	8 1	104 1	WESTMORELAND CO. Sheriff's Office Colonial Beach PD	20 7	18 6	2 1	10 5
RUSSELL COUNTY Sheriff's Office Lebanon PD Honaker PD	46 11 2	40 11 2	6	7 1 1	WISE COUNTY Sheriff's Office Appalachia PD Big Stone Gap PD Coeburn PD Pound PD St. Paul PD Wise PD	69 6 16 7 5 5 11	58 5 16 7 5 5 11	11 1	12 2 1 1
SCOTT COUNTY Sheriff's Office Gate City PD Weber City PD	40 6 6	28 5 4	12 1 2	1	WYTHE COUNTY Sheriff's Office Wytheville PD Rural Retreat PD	26 24 1	25 23 1	1 1	7 12
SHENANDOAH COUNTY Sheriff's Office Edinburg PD Mt. Jackson PD Woodstock PD Strasburg PD New Market PD	55 3 4 14 12 5	47 3 4 14 12 5	8	7 1 2	YORK COUNTY Sheriff's Office	83	78	5	5
SMYTH COUNTY Sheriff's Office Marion PD Saltville PD Chilhowie PD	48 18 8 8	34 17 8 8	14 1	2 1	COUNTY TOTAL	8004	7101	903	2048
					OTHER AGENCIES				
					Alcoholic Bev. Control	144	125	19	45
					Ches. Bay Brdg. Tunnel PD	43	41	2	44
					Div. of Capitol Police	87	79	8	13
					Dept of Conservation & Rec	93	84	9	83
					Southside VA Trng Center	17	17		2
					Richmond Int'l Airport	22	18	4	1
					VA Port Authority	69	64	5	5
					Norfolk Arpt Authority	25	21	4	6
					Metro. Wash. Airport Auth.	154	136	18	49
					Virginia State Police	1759	1690	69	652
					OTHER AGENCY TOTAL	2413	2275	138	900

AGENCY	TOTAL SWORN OFFICERS	OFFICERS MALE	OFFICERS FEMALE	TOTAL CIVILIAN	AGENCY	TOTAL SWORN OFFICERS	OFFICERS MALE	OFFICERS FEMALE	TOTAL CIVILIAN
CITIES					COLLEGE & UNIVERSITY				
Alexandria PD	288	243	45	130	University of Virginia PD	58	45	13	64
Bedford PD	22	22		4	Geo. Mason Univ. PD	44	36	8	12
Bristol PD	59	53	6	21	N. VA Comm. Col. PD	32	26	6	
Buena Vista PD	13	12	1	1	Ferrum College PD	7	4	3	
Charlottesville PD	110	100	10	27	Virginia Tech PD	32	27	5	17
Chesapeake PD	347	299	48	101	Longwood Col. PD	13	12	1	7
Clifton Forge PD	11	10	1	4	James Madison Univ. PD	21	18	3	5
Colonial Heights PD	43	36	7	4	Emory & Henry Col. PD	1	1		3
Covington PD	16	16		8	UVA's Col. at Wise PD	7	6	1	1
Danville PD	136	120	16	7	Mary Wash. Col. PD	12	11	1	8
Emporia PD	26	25	1	8	Thomas Nelson Col. PD	6	6		1
Fairfax PD	61	56	5	17	Hampton University PD	27	23	4	17
Falls Church PD	29	25	4	12	Christopher Newport PD	13	8	5	1
Franklin PD	29	27	2	12	Norfolk State Univ. PD	34	24	10	23
Fredericksburg PD	47	41	6	25	Virginia State Univ. PD	22	15	7	13
Galax PD	24	22	2	6	VA Wstrn Comm. Col. PD	6	6		
Hampton PD	246	210	36	101	William & Mary Col. PD	19	17	2	5
Harrisonburg PD	65	58	7	21	Radford Univ. PD	19	17	2	5
Hopewell PD	48	46	2	18	VA Commonwlth Univ. PD	68	56	12	34
Lexington PD	16	16		2	Univ. of Richmond PD	16	14	2	16
Lynchburg PD	157	148	9	39	Old Dominion Campus PD	37	32	5	29
Manassas PD	79	68	11	17	Virginia Military Institute	6	6		
Manassas Park PD	18	17	1	9	COLLEGE AND UNIVERSITY TOTAL	500	410	90	261
Martinsville PD	54	50	4	6	STATE TOTAL	16435	14680	1755	4656
Newport News PD	391	342	49	129					
Norfolk PD	730	652	78	121					
Norton PD	17	16	1	6					
Petersburg PD	115	108	7	42					
Poquoson PD	19	18	1	5					
Portsmouth PD	238	212	26	101					
Radford PD	33	29	4	12					
Richmond PD	648	557	91	116					
Roanoke PD	235	219	16	48					
Salem PD	62	59	3	25					
South Boston PD	28	26	2	4					
Staunton PD	47	41	6	17					
Suffolk PD	141	117	24	34					
Virginia Beach PD	730	654	76	155					
Waynesboro PD	46	39	7	6					
Williamsburg PD	34	30	4	15					
Winchester PD	60	55	5	11					
CITY TOTAL	5518	4894	624	1447					



VIII

Group A

Offenses By

Contributor

COUNTY SHERIFFS & STATE POLICE	POPULATION	INCIDENT RATE PER 100,000	TOTAL INCIDENTS	Murder and Non- negligent Man- slaughter	Kidnaping/ Abduction	Forcible Rape	Other Forcible Sex Offenses	Robbery	Aggravated Assault	Simple Assault/ Intimida- tion	Arson	Extortion/ Blackmail
Accomack County SO State Police	31525	3578.11	1128 155	2 0	3 0	8 0	19 0	43 1	28 2	239 2	0 0	0 0
Alleghany County SO State Police	12611	2941.87	371 39	0 0	1 0	1 1	1 1	1 0	16 0	153 7	1 0	0 0
Amelia County SO State Police	11600	2965.51	344 33	0 0	2 0	4 0	5 0	1 0	5 1	135 6	1 0	0 0
Amherst County SO State Police	29549	2646.45	782 47	0 0	1 0	10 0	14 0	7 0	26 3	121 6	4 0	0 0
Appomattox County SO State Police	13700	1963.50	269 16	0 0	1 0	4 0	6 0	0 0	13 0	66 0	0 0	0 0
Augusta County SO State Police	66500	2509.77	1669 136	2 1	3 0	8 1	9 0	7 1	59 7	315 25	3 0	1 0
Bath County SO State Police	5000	1160.00	58 12	0 0	0 0	0 0	1 1	0 0	0 0	4 0	0 0	0 0
Bedford County SO State Police	61300	3618.27	2218 68	0 0	13 0	9 2	32 1	2 0	45 5	591 3	9 0	0 0
Bland County SO State Police	7000	1542.85	108 61	0 0	0 0	0 1	0 0	0 0	1 1	8 3	1 2	0 0
Botetourt County SO State Police	31000	2800.00	868 63	0 0	1 0	5 0	12 0	6 1	24 4	127 2	2 0	1 0
Brunswick County SO State Police	17125	1091.97	187 62	0 0	0 0	0 0	0 0	1 0	11 2	11 0	1 0	0 0
Buchanan County SO State Police	25495	3592.86	916 149	0 0	1 0	2 1	8 2	1 0	61 1	227 5	8 2	1 0
Buckingham County SO State Police	15700	3694.26	580 36	0 0	5 0	5 0	6 1	3 0	19 1	201 0	1 0	0 0
Campbell County SO State Police	46416	3643.14	1691 67	0 0	12 0	11 0	29 0	10 0	34 1	580 4	11 0	0 0
Caroline County SO State Police	21564	2963.27	639 123	0 0	7 0	13 0	14 0	9 1	73 4	175 5	3 2	0 0
Carroll County SO State Police	26893	3049.12	820 68	0 0	7 0	4 0	5 2	5 0	24 1	246 0	3 0	0 0
Charles City County SO State Police	7000	728.57	51 24	0 0	0 0	0 0	1 0	0 0	3 2	14 0	0 0	0 0
Charlotte County SO State Police	12500	2024.00	253 29	1 0	0 0	1 0	2 0	3 0	14 0	109 1	0 0	0 0
Clarke County SO State Police	9837	3629.15	357 29	0 2	0 0	2 0	0 0	2 0	57 5	34 5	1 0	0 0
Craig County SO State Police	5100	1862.74	95 14	0 0	1 1	3 0	1 0	0 1	8 1	36 3	0 0	0 0
Culpeper County SO ⁷ State Police	25036	998.56	250 187	2 0	0 0	2 0	2 1	1 0	13 5	68 9	1 0	0 0
Cumberland County SO State Police	9000	1911.11	172 13	1 0	0 0	3 0	1 0	0 0	9 0	51 1	0 0	0 0
Dickenson County SO State Police	14141	1569.90	222 39	1 0	0 0	7 0	3 0	0 0	10 0	6 0	5 0	0 0
Dinwiddie County SO State Police	24459	4983.85	1219 42	4 1	0 0	5 0	7 0	8 0	19 5	71 1	5 0	0 0

Burglary	Larceny	Motor Vehicle Theft	Counterfeiting/ Forgery	Fraud	Embezzlement	Stolen Property	Destruction/ Damage/ Vandalism	Drug/ Narcotic Offenses	Non-forcible Sex Offenses	Pornography	Gambling	Prostitution	Bribery	Weapon Law Violation
186 1	467 13	53 8	26 5	15 14	11 0	3 2	220 7	12 107	4 0	0 0	0 0	0 0	0 0	35 6
32 0	96 1	6 3	2 0	4 6	0 3	0 0	95 1	26 17	0 0	0 0	0 0	0 0	0 0	8 1
32 0	96 5	11 0	6 3	6 0	0 0	0 0	80 5	25 12	2 0	0 0	0 0	0 0	0 0	16 2
62 0	339 7	33 6	35 2	22 4	3 0	0 0	130 1	85 11	0 0	0 0	0 0	1 0	0 0	13 7
21 1	105 4	5 0	2 2	6 4	1 0	0 0	48 0	33 6	0 0	0 0	0 0	0 0	0 0	11 0
125 2	706 23	34 13	87 2	76 3	26 1	9 1	491 13	74 44	2 2	0 1	0 1	0 0	0 0	31 8
8 0	27 2	1 0	1 0	0 0	0 0	0 0	18 2	4 7	0 0	0 0	0 0	0 0	0 0	1 0
150 1	779 13	31 4	63 2	97 5	12 1	2 0	520 12	148 21	0 0	1 0	0 0	0 0	0 0	47 3
34 0	72 11	1 1	0 1	0 0	0 0	3 0	45 4	6 38	0 0	0 0	0 0	0 0	0 0	0 2
44 0	370 15	23 4	9 0	17 1	6 0	2 0	208 3	127 38	0 0	1 0	0 0	0 0	0 0	15 1
20 0	62 3	8 1	2 5	0 1	1 0	1 0	55 1	23 49	0 0	1 0	0 0	0 0	0 0	4 3
182 9	422 34	24 4	30 4	15 4	2 1	9 0	88 15	64 77	3 0	0 0	0 0	0 0	0 0	31 2
80 1	183 9	6 2	4 0	6 5	2 0	2 0	135 1	18 18	0 0	0 0	0 0	0 0	0 0	22 1
138 0	552 9	71 6	29 0	58 2	11 0	3 0	337 5	64 37	4 0	2 0	1 0	0 0	0 0	32 5
54 2	222 24	4 21	11 5	21 4	6 0	2 0	80 18	21 53	0 0	0 0	0 0	0 4	0 0	33 3
117 0	326 27	33 2	10 0	15 0	1 0	3 0	231 1	50 34	1 0	0 0	0 0	0 0	0 0	26 1
9 4	17 3	3 0	1 0	0 0	0 0	1 0	10 0	4 18	0 0	0 0	0 0	0 0	0 0	1 0
22 0	50 1	10 1	2 1	4 1	0 0	0 0	20 1	37 24	0 0	0 0	0 0	0 0	0 0	21 1
18 0	138 2	10 0	6 2	3 2	3 0	0 0	80 1	24 13	3 0	1 0	0 0	0 0	0 0	5 2
8 1	20 3	2 1	4 0	1 1	0 0	1 0	6 1	2 2	0 0	0 0	0 0	0 0	0 0	4 1
12 0	81 7	5 1	5 2	4 11	4 1	0 2	77 5	4 145	0 0	0 0	0 0	0 0	0 0	5 10
25 0	45 2	7 0	0 0	1 2	0 0	0 0	19 0	38 7	1 0	0 0	0 0	0 0	0 0	2 1
53 2	129 2	2 3	8 0	1 1	0 0	0 0	50 2	3 31	0 0	0 0	0 0	0 0	0 0	1 0
127 1	660 6	31 0	29 3	30 4	3 0	9 0	179 7	162 15	1 0	0 0	0 0	0 0	0 0	7 5

COUNTY SHERIFFS & STATE POLICE	POPULATION	INCIDENT RATE PER 100,000	TOTAL INCIDENTS	Murder and Non- negligent Man- slaughter	Kidnaping/ Abduction	Forcible Rape	Other Forcible Sex Offenses	Robbery	Aggravated Assault	Simple Assault/ Intimida- tion	Arson	Extortion/ Blackmail
Essex County SO State Police	7932	2407.96	191 13	3 0	3 0	3 0	3 0	1 0	9 0	37 0	1 0	0 0
Fauquier County SO State Police	49630	4056.01	2013 120	4 0	10 1	8 0	42 0	8 0	45 5	480 6	18 0	0 0
Floyd County SO State Police	14200	2091.54	297 10	0 1	0 0	2 0	3 1	2 0	6 0	2 0	7 0	0 0
Fluvanna County SO State Police	21200	2533.01	537 24	1 0	1 0	6 0	7 0	1 0	38 0	92 0	4 0	0 0
Franklin County SO State Police	44634	2070.17	924 46	2 0	2 0	17 0	17 0	5 0	40 8	105 1	1 0	0 0
Frederick County SO State Police	59339	4609.11	2735 143	1 1	6 0	22 1	55 0	7 0	15 5	735 3	6 0	1 0
Giles County SO State Police	9910	978.80	97 15	1 0	3 1	0 0	8 0	0 0	6 0	71 1	0 0	0 1
Gloucester County SO ¹¹ State Police	35000	3260.00	1141 136	0 0	2 0	3 0	9 0	3 0	18 2	298 4	13 0	0 0
Goochland County SO State Police	17200	1180.23	203 30	1 0	0 0	2 0	3 0	5 0	34 0	5 2	0 0	1 0
Grayson County SO State Police	15415	2062.92	318 17	2 0	2 0	0 0	2 0	3 0	8 0	104 0	3 0	0 0
Greene County SO State Police	15800	2930.37	463 16	0 0	0 0	5 0	8 0	3 0	15 1	94 1	8 0	0 0
Greensville County SO State Police	11600	1810.34	210 31	0 0	0 0	0 0	1 0	2 0	35 0	2 1	0 0	0 0
Halifax County SO State Police	27520	2347.38	646 106	2 0	4 0	3 0	12 0	6 0	25 3	151 2	4 0	0 0
Hanover County SO State Police	82481	3095.25	2553 133	0 0	3 0	4 0	23 5	20 0	37 9	517 11	8 0	0 0
Henry County SO State Police	57900	4879.10	2825 138	7 0	12 0	16 0	25 0	31 0	164 13	640 1	8 0	0 0
Highland County SO State Police	2600	1500.00	39 10	0 0	0 0	0 0	0 0	0 0	0 0	7 0	1 0	0 0
Isle of Wight County SO State Police	23776	3932.53	935 71	1 0	1 0	5 0	13 0	5 0	8 1	200 0	11 0	0 0
King & Queen County SO State Police	6800		0 31	0 1	0 0	0 0	0 1	0 0	0 0	0 14	0 1	0 0
King George County SO State Police	17000	5394.11	917 22	2 0	12 0	3 0	15 0	4 0	25 2	312 6	8 0	0 0
King William County SO State Police	10734	1565.12	168 13	0 0	0 0	2 0	1 0	0 0	3 0	31 4	1 0	0 0
Lancaster County SO State Police	10156	2215.43	225 30	3 0	2 1	2 0	2 0	1 1	10 1	47 7	1 0	0 0
Lee County SO State Police	20624	3743.21	772 30	2 0	1 0	0 0	3 0	4 0	17 0	199 0	1 1	0 0
Loudoun County SO State Police	153673	4280.51	6578 86	4 0	24 0	23 0	52 0	32 0	193 5	1585 5	48 0	1 0
Louisa County SO State Police	24999	3956.15	989 35	0 0	3 0	7 0	13 0	5 0	12 3	165 6	3 0	0 0

Burglary	Larceny	Motor Vehicle Theft	Counterfeiting/ Forgery	Fraud	Embezzlement	Stolen Property	Destruction/ Damage/ Vandalism	Drug/ Narcotic Offenses	Non-forcible Sex Offenses	Pornography	Gambling	Prostitution	Bribery	Weapon Law Violation
27 0	65 2	9 0	1 1	4 4	1 0	0 0	59 1	10 4	0 0	0 0	0 0	0 0	0 0	8 2
102 1	616 21	39 2	36 2	47 10	4 1	4 0	555 17	219 52	1 0	2 0	0 0	0 0	0 0	63 11
40 0	146 0	12 1	5 0	3 0	2 0	1 0	133 0	4 5	0 0	1 0	0 0	0 0	0 0	6 1
58 1	184 4	17 2	9 1	6 0	1 0	2 0	170 0	31 15	1 0	0 0	0 0	1 0	0 0	12 2
89 2	481 5	46 4	31 4	28 6	0 0	2 0	235 4	42 8	4 0	0 0	0 0	0 0	0 0	10 9
258 1	1076 27	100 3	36 3	27 9	17 0	11 0	750 4	123 85	6 0	0 0	0 0	1 0	0 0	48 9
5 0	1 4	0 1	0 0	0 0	0 0	1 0	0 1	0 8	4 0	0 0	0 0	0 0	0 0	6 0
59 0	432 8	20 0	16 0	19 4	11 0	2 0	309 2	65 115	0 0	2 0	0 0	0 0	0 0	21 4
14 1	67 6	15 0	5 3	10 1	3 0	2 0	60 4	2 13	1 0	0 0	0 0	0 0	0 0	8 1
64 0	107 1	7 0	4 0	0 0	1 0	0 0	49 5	24 10	0 0	0 0	0 0	0 0	0 0	20 1
27 0	135 2	11 0	12 0	4 2	3 1	4 0	128 0	63 9	0 0	0 0	0 0	0 0	0 0	11 0
8 0	108 3	9 1	5 3	1 2	1 0	1 0	23 1	16 18	0 0	0 0	0 0	0 0	0 0	4 4
74 3	250 8	22 4	4 0	4 12	0 0	0 0	102 2	27 79	0 0	0 0	0 0	0 0	0 0	32 4
132 0	883 5	35 1	55 7	65 33	19 0	9 1	470 1	342 48	6 0	0 1	0 0	0 0	0 0	59 21
369 6	1287 16	111 22	76 8	62 17	29 0	2 1	383 13	120 36	4 0	2 0	0 0	0 0	0 0	84 17
5 0	12 1	2 0	0 0	3 0	0 0	0 0	11 0	1 8	0 0	0 0	0 0	0 0	0 0	0 1
112 2	366 0	30 1	15 2	12 18	0 0	2 0	244 0	18 45	0 0	0 0	0 0	0 0	0 0	19 4
0 3	0 3	0 0	0 0	0 0	0 0	0 0	0 2	0 11	0 0	0 0	0 0	0 0	0 0	0 1
90 0	328 4	23 1	8 0	18 1	1 0	4 0	254 1	37 9	2 0	1 0	0 0	0 0	0 0	23 0
8 0	56 0	5 1	1 1	2 0	2 0	1 0	25 0	40 7	0 0	0 0	0 0	0 0	0 0	7 1
39 0	97 2	11 0	15 1	5 2	0 0	0 0	49 0	11 19	0 0	0 0	0 0	0 0	0 0	3 3
126 0	369 9	16 3	1 0	4 3	0 0	0 0	61 2	97 12	0 0	0 0	0 0	0 0	0 0	0 0
302 2	2672 20	175 4	133 3	439 8	108 10	38 0	1583 8	479 23	0 0	1 0	0 0	1 0	0 0	164 4
119 0	445 4	15 1	6 1	9 0	2 0	1 0	301 2	45 18	3 0	0 0	0 0	0 0	0 0	19 4

COUNTY SHERIFFS & STATE POLICE	POPULATION	INCIDENT RATE PER 100,000	TOTAL INCIDENTS	Murder and Non- negligent Man- slaughter	Kidnaping/ Abduction	Forcible Rape	Other Forcible Sex Offenses	Robbery	Aggravated Assault	Simple Assault/ Intimidation	Arson	Extortion/ Blackmail
Lunenburg County SO State Police	10026	2922.40	293 34	0 0	1 0	1 0	2 0	0 0	11 0	58 0	8 0	0 0
Madison County SO State Police	12600	1904.76	240 32	0 0	1 0	1 0	7 0	0 0	5 0	75 0	1 0	0 0
Mathews County SO State Police	9300	2967.74	276 19	0 0	0 0	1 0	3 0	0 0	5 0	67 0	6 0	0 0
Mecklenburg County SO State Police	23793	3147.98	749 150	1 0	0 0	4 0	12 0	7 1	33 3	98 2	4 0	0 0
Middlesex County SO State Police	10200	2029.41	207 55	0 0	1 0	2 0	0 0	0 0	5 0	19 0	0 0	0 0
Montgomery County SO State Police	27780	5489.56	1525 177	0 0	5 1	11 0	26 1	2 2	25 7	615 2	5 0	0 0
Nelson County SO State Police	14400	3180.55	458 26	2 0	2 0	2 0	12 0	3 0	14 1	98 2	4 0	0 0
New Kent County SO State Police	13600	4411.76	600 43	1 0	5 0	4 0	22 1	2 0	14 7	168 2	4 0	0 0
Northampton County SO State Police	10730	4063.37	436 76	0 0	6 0	2 0	2 0	5 0	19 2	102 3	0 0	0 0
Northumberland County SO State Police	12400	1766.12	219 10	0 0	1 0	1 0	0 0	0 0	3 0	18 2	0 0	0 0
Nottoway County SO State Police	9158	2020.09	185 37	0 1	0 0	1 0	3 0	0 0	3 4	50 3	1 0	0 0
Orange County SO State Police	20879	1240.48	259 56	0 0	3 0	3 0	9 0	1 0	10 3	95 1	2 0	0 0
Page County SO State Police	15225	3073.89	468 41	0 0	0 0	3 0	15 0	0 0	17 0	41 2	4 0	0 0
Patrick County SO State Police	19500	3938.46	768 19	0 0	8 0	20 0	5 0	4 0	12 0	156 0	7 0	0 0
Pittsylvania County SO State Police	58529	1698.30	994 160	4 0	4 0	10 0	33 0	7 0	54 3	345 9	4 0	0 0
Powhatan County SO State Police	23000	2000.00	460 29	1 0	1 0	4 0	9 1	3 0	5 7	96 5	5 1	0 0
Prince Edward County SO State Police	13155	1087.03	143 15	2 0	1 0	2 0	1 0	1 0	6 0	76 1	0 0	0 0
Pulaski County SO ¹⁰ State Police	23439	3720.29	872 53	2 0	2 0	7 0	19 0	3 0	11 1	133 1	2 0	0 0
Rappahannock County SO State Police	7000	1828.57	128 23	1 0	0 0	0 0	7 0	0 0	2 0	39 0	0 0	0 0
Richmond County SO ¹¹ State Police	7525	1421.92	107 4	1 0	0 0	0 0	0 0	0 0	6 1	35 1	0 0	0 0
Rockbridge County SO ¹ State Police	20154	228.24	46 114	0 0	0 1	1 1	2 1	1 1	0 0	14 5	1 1	0 0
Rockingham County SO State Police	54366	1098.11	597 113	1 0	2 1	7 0	51 0	4 2	13 4	76 2	0 0	1 0
Russell County SO State Police	25682	1865.11	479 130	0 0	0 0	2 0	3 2	3 1	2 0	72 1	5 0	0 0
Scott County SO State Police	20008	3658.53	732 15	0 0	2 0	3 0	9 0	1 0	15 0	177 0	11 4	1 0

Burglary	Larceny	Motor Vehicle Theft	Counterfeiting/ Forgery	Fraud	Embezzlement	Stolen Property	Destruction/ Damage/ Vandalism	Drug/ Narcotic Offenses	Non-forcible Sex Offenses	Pornography	Gambling	Prostitution	Bribery	Weapon Law Violation
42 0	81 1	9 1	0 0	14 2	1 0	0 0	66 0	41 33	3 0	0 0	0 0	0 0	0 0	14 0
32 0	69 2	12 0	5 0	0 0	0 1	0 0	65 0	3 27	1 0	0 0	0 0	0 0	0 0	11 2
26 0	125 2	6 0	2 0	1 0	1 0	2 0	49 0	10 17	0 0	0 0	0 0	0 0	0 0	6 0
93 3	343 4	38 8	40 1	7 9	0 0	4 0	210 4	7 115	0 0	0 0	0 0	0 1	0 0	18 5
17 1	97 3	7 0	0 0	1 0	0 0	0 0	61 1	6 51	0 0	0 0	0 0	0 0	0 0	3 0
127 0	433 6	36 5	11 2	27 9	3 0	1 0	285 4	94 133	1 0	7 0	0 0	0 0	0 0	23 10
79 1	170 3	22 3	10 2	6 2	3 0	1 0	154 0	16 13	0 0	0 0	0 0	0 0	0 0	7 0
41 1	216 4	9 0	17 2	10 0	4 0	1 0	134 1	40 27	1 0	0 0	0 0	0 0	0 1	18 5
65 1	198 4	15 2	17 1	5 0	3 0	3 0	72 1	5 66	0 0	0 0	0 0	0 0	0 0	16 1
28 0	123 0	5 0	1 0	2 3	0 0	0 0	90 1	4 1	0 0	1 0	0 0	0 0	0 0	0 3
13 0	66 0	10 1	2 0	1 4	0 0	0 0	36 0	22 24	0 0	2 0	0 0	0 0	0 0	1 3
29 0	78 1	16 2	2 1	1 8	0 0	0 0	43 1	19 38	1 0	0 0	0 0	1 0	0 0	13 2
91 0	157 1	15 0	3 1	6 13	2 1	2 0	204 1	30 16	0 0	1 0	0 0	0 0	0 0	12 7
114 1	340 2	55 3	63 0	56 0	1 0	0 0	166 3	34 8	2 0	0 0	0 0	0 0	0 0	23 3
155 0	305 24	33 50	25 6	15 16	2 0	1 0	166 16	142 38	4 0	1 0	0 0	0 1	0 0	35 11
44 0	168 3	16 1	22 1	5 1	0 0	0 0	81 4	42 7	0 0	0 0	0 0	0 0	0 0	13 0
1 1	15 2	1 0	7 0	2 5	0 0	0 0	12 1	17 5	0 0	0 0	0 0	0 0	0 0	16 1
120 0	414 22	17 1	41 0	4 1	10 0	4 0	199 1	67 22	1 0	0 1	0 0	1 0	0 0	14 4
13 0	39 2	3 3	5 0	1 0	0 0	1 0	35 3	9 14	0 4	0 0	0 0	0 0	0 0	8 1
11 0	40 0	6 0	4 0	2 0	0 0	1 0	5 0	12 2	1 0	0 0	0 0	0 0	0 0	3 0
2 2	16 33	2 7	0 2	1 8	0 0	0 0	8 10	2 53	0 1	0 0	0 0	0 0	0 0	2 8
84 0	247 24	18 15	25 2	17 10	4 0	6 1	120 15	71 41	3 0	0 1	0 0	0 0	0 0	27 14
69 1	198 4	14 2	5 101	1 2	0 0	2 1	118 1	25 16	1 0	0 0	0 0	0 0	0 0	0 0
99 0	353 1	23 1	19 0	12 2	2 0	1 0	185 2	20 4	0 0	0 0	0 0	0 0	0 0	17 1

COUNTY SHERIFFS & STATE POLICE	POPULATION	INCIDENT RATE PER 100,000	TOTAL INCIDENTS	Murder and Non- negligent Man- slaughter	Kidnaping/ Abduction	Forcible Rape	Other Forcible Sex Offenses	Robbery	Aggravated Assault	Simple Assault/ Intimida- tion	Arson	Extortion/ Blackmail
Shenandoah County SO State Police	23517	3053.11	718 136	0 0	5 0	2 0	3 2	1 0	16 1	197 0	4 0	0 0
Smyth County SO State Police	22520	3858.79	869 77	0 0	0 0	12 0	9 1	0 0	18 0	218 0	13 0	0 0
Southampton County SO State Police	15710	3857.41	606 27	0 0	0 0	2 0	6 0	1 0	19 0	120 0	1 0	1 0
Spotsylvania County SO State Police	94400	5114.40	4828 157	0 0	9 0	24 0	71 0	29 0	103 1	1038 12	10 0	1 0
Stafford County SO State Police	98000	4482.65	4393 134	2 0	8 0	27 0	84 1	18 0	41 4	1147 6	11 0	1 0
Surry County SO State Police	7000	3628.57	254 42	0 0	0 0	2 0	2 0	1 0	23 0	88 3	2 0	0 0
Sussex County SO State Police	10091	4945.00	499 29	4 0	3 0	1 0	2 1	5 1	40 0	141 1	8 0	0 0
Tazewell County SO State Police	29246	4985.29	1458 56	1 0	4 0	13 0	8 1	7 1	276 1	287 2	12 2	0 0
Warren County SO State Police	18611	2122.40	395 180	0 0	1 1	3 0	8 0	1 1	4 2	47 1	1 0	1 0
Washington County SO State Police	41265	2830.48	1168 53	2 0	8 0	7 0	7 0	4 0	36 0	221 1	8 4	1 0
Westmoreland County SO State Police	13472	2122.92	286 20	0 0	0 0	1 1	8 2	4 0	15 2	86 4	3 0	0 0
Wise County SO State Police	27165	4016.19	1091 47	2 0	6 0	7 0	14 0	7 0	60 0	567 0	7 1	0 1
Wythe County SO State Police	18646	2922.87	545 101	2 0	2 0	3 0	10 0	2 0	6 0	68 3	2 0	0 0
York County SO State Police	58700	4698.46	2758 240	1 0	12 0	3 0	35 0	22 0	69 0	480 0	21 0	1 0
COUNTY POLICE & STATE POLICE												
Albemarle County PD State Police	85900	4905.70	4214 66	2 0	17 0	17 0	46 2	20 0	106 1	1007 4	26 0	0 0
Arlington County PD State Police	191300	6086.77	11644 41	3 0	23 0	29 0	83 0	199 0	161 3	1689 2	14 0	5 0
Chesterfield County PD State Police	263400	6388.38	16827 282	7 0	51 0	54 0	201 2	200 0	311 17	4679 12	85 0	6 0
Fairfax County PD State Police	950992	2270.78	21595 380	1 0	10 2	36 0	59 0	121 0	11 21	4147 20	16 0	0 0
Henrico County PD State Police	265700	7324.80	19462 220	16 0	64 0	38 0	40 0	290 1	342 3	3169 3	178 0	0 0
James City County PD State Police	49400	5044.53	2492 92	4 0	20 1	13 0	42 0	18 0	24 0	669 0	28 0	0 0
Prince George County PD State Police	33700	3468.84	1169 46	1 0	6 0	7 0	16 0	13 0	15 0	232 0	6 0	0 0
Prince William County PD State Police	285964	5946.90	17006 314	12 0	59 0	57 0	161 0	175 0	359 8	3500 3	78 0	3 0
Roanoke County PD State Police	79018	3485.28	2754 46	0 0	7 0	21 0	43 0	16 0	148 4	877 0	3 0	1 0

Burglary	Larceny	Motor Vehicle Theft	Counterfeiting/ Forgery	Fraud	Embezzlement	Stolen Property	Destruction/ Damage/ Vandalism	Drug/ Narcotic Offenses	Non-forcible Sex Offenses	Pornography	Gambling	Prostitution	Bribery	Weapon Law Violation
100 1	251 7	13 1	10 4	16 15	2 1	8 0	226 5	28 88	0 0	0 0	0 0	0 1	0 0	14 14
75 0	281 9	17 2	12 1	15 8	2 1	0 0	195 3	75 47	1 0	0 0	0 0	0 0	1 0	24 6
71 0	232 2	25 1	17 1	9 2	0 0	2 0	148 0	33 17	1 0	0 0	0 0	0 0	0 0	15 4
212 3	1798 37	91 5	94 5	217 17	78 1	4 1	1097 12	294 65	1 0	3 0	0 0	0 0	2 0	70 11
155 0	1599 21	113 4	75 5	67 16	25 1	11 2	1157 20	489 63	0 0	3 0	0 0	3 0	0 0	88 7
43 0	88 0	5 0	6 0	3 0	0 0	1 0	43 0	9 38	1 0	0 0	0 0	0 0	0 0	3 1
48 0	159 0	14 2	27 0	5 2	2 0	0 0	107 1	15 20	0 0	0 0	0 0	0 0	0 0	15 6
148 1	538 14	37 2	90 1	48 10	1 0	10 0	229 6	63 15	0 0	0 0	1 0	0 0	0 0	21 3
55 0	177 4	22 0	10 0	7 9	2 0	0 0	100 3	5 157	0 0	0 0	0 0	0 0	0 0	7 5
82 0	556 10	40 1	37 6	25 11	4 1	2 0	225 3	63 16	0 0	0 0	0 0	0 0	0 0	21 0
30 1	95 3	9 0	17 0	14 1	0 0	5 0	55 1	7 6	0 0	0 0	0 0	0 0	0 0	17 0
97 0	262 2	35 4	11 4	12 4	0 3	1 0	170 1	74 27	0 0	2 0	0 0	1 0	0 0	22 0
26 0	203 50	6 2	30 3	8 6	0 0	5 0	103 3	135 33	0 0	1 0	0 0	0 0	0 0	29 4
99 0	1120 1	45 0	40 0	101 3	28 0	12 0	753 2	311 227	1 0	0 0	0 0	0 0	0 0	56 9
343 0	1802 3	74 0	42 3	221 20	66 0	1 0	1341 6	228 23	3 0	3 0	0 0	0 0	0 0	54 9
490 1	5395 4	702 0	195 7	1221 9	97 0	36 1	1581 2	757 19	5 0	1 0	0 0	36 0	0 0	63 1
1228 3	7054 13	460 7	305 12	591 39	168 0	21 0	3886 8	1282 154	2 0	4 0	0 0	14 1	2 0	392 29
1360 0	10949 27	471 4	43 31	365 35	175 6	0 2	3885 22	462 215	0 0	1 2	1 0	59 0	0 0	111 21
1450 0	9439 15	877 2	327 13	400 22	14 1	39 0	4292 6	1012 141	15 0	2 0	2 0	1 0	0 0	209 25
159 0	850 2	60 0	29 0	87 0	28 0	6 0	676 4	147 83	0 0	1 0	0 0	0 0	0 0	51 3
54 0	449 1	35 1	14 2	24 0	5 0	9 0	298 2	159 40	3 0	0 0	0 0	1 0	0 0	28 2
1099 0	6462 15	747 1	437 7	950 28	210 2	33 0	2771 5	1573 232	15 0	4 0	1 0	4 0	1 0	336 26
211 0	986 3	78 1	184 2	313 10	30 0	8 0	405 1	342 20	0 0	0 0	0 0	1 0	0 0	75 6

TOWNS	POPULATION	INCIDENT RATE PER 100,000	TOTAL INCIDENTS	Murder and Non- negligent Man- slaughter	Kidnaping/ Abduction	Forcible Rape	Other Forcible Sex Offenses	Robbery	Aggravated Assault	Simple Assault/ Intimida- tion	Arson	Extortion/ Blackmail
Abingdon PD	7780	3946.01	307	0	1	0	0	2	23	13	0	0
Altavista PD	3425	5138.68	176	0	0	1	4	2	6	47	0	0
Amherst PD	2251	3998.22	90	0	0	0	0	1	5	14	0	0
Appalachia PD	1839	5437.73	100	0	1	0	0	0	7	42	0	0
Ashland PD	6619	9563.37	633	0	0	1	3	11	17	87	1	0
Berryville PD	2963	7188.66	213	0	1	2	0	0	2	23	1	0
Big Stone Gap PD	4856	6425.04	312	0	1	1	0	4	12	60	3	0
Blacksburg PD	39573	4088.64	1618	1	5	6	13	12	52	278	4	1
Blackstone PD	3675	9251.70	340	0	5	1	5	3	8	80	2	1
Bluefield PD	5078	7050.01	358	0	0	0	0	1	5	32	1	0
Bowling Green PD ⁰	936		0	0	0	0	0	0	0	0	0	0
Boykins PD ⁰	620		0	0	0	0	0	0	0	0	0	0
Bridgewater PD	5203	1326.15	69	0	1	1	1	0	0	7	1	0
Broadway PD	2192	2417.88	53	0	0	0	0	0	1	8	0	0
Brookneal PD	1259	2144.55	27	0	0	0	2	0	2	8	0	0
Burkeville PD ⁰	489		0	0	0	0	0	0	0	0	0	0
Cape Charles PD	1134	11640.21	132	0	0	1	1	1	4	21	0	0
Cedar Bluff PD	1085	3963.13	43	0	0	0	0	0	1	8	7	0
Chase City PD	2457	7773.70	191	0	0	0	0	2	5	47	2	1
Chatham PD	1338	747.38	10	0	0	0	0	0	0	0	0	0
Chilhowie PD	1827	1094.69	20	0	0	0	0	0	8	3	0	0
Chincoteague PD	4317	6208.01	268	1	0	0	1	0	4	53	0	0
Christiansburg PD	16947	6001.06	1017	0	1	1	8	2	18	215	7	0
Clarksville PD	1329	4589.91	61	0	0	0	0	0	6	3	0	0
Clinchco PD	424	3301.88	14	0	0	0	0	0	3	4	0	0
Clintwood PD	1549	2388.63	37	0	0	0	0	1	0	4	0	0
Coeburn PD	1996	3607.21	72	0	0	0	1	0	9	12	0	0
Colonial Beach PD	3228	6784.38	219	0	1	2	0	5	6	35	1	0
Courtland PD	1270		0	0	0	0	0	0	0	0	0	0
Crewe PD	2378	5677.03	135	0	0	0	1	0	7	33	0	0
Culpeper PD ⁹	9664	8391.97	811	0	3	3	7	4	14	220	2	0
Damascus PD ⁰	981		0	0	0	0	0	0	0	0	0	0
Dayton PD	1344	2678.57	36	0	0	0	0	0	0	6	0	0
Dublin PD	2288	3933.56	90	0	1	0	0	0	2	9	1	0
Dumfries PD	4937	7514.68	371	0	0	3	1	11	18	61	0	0
Edinburg PD	813	246.00	2	0	0	0	0	0	0	1	0	0
Elkton PD	2042	342.80	7	0	0	0	0	0	0	1	0	0
Exmore PD	1136	7922.53	90	0	0	0	0	4	2	4	0	0

Burglary	Larceny	Motor Vehicle Theft	Counterfeiting/ Forgery	Fraud	Embezzlement	Stolen Property	Destruction/ Damage/ Vandalism	Drug/ Narcotic Offenses	Non-forcible Sex Offenses	Pornography	Gambling	Prostitution	Bribery	Weapon Law Violation
23	175	8	30	3	3	0	37	2	0	0	0	0	0	1
12	79	4	8	4	0	0	26	8	0	0	0	0	0	1
4	43	4	4	2	0	0	19	4	0	0	0	0	0	0
8	21	3	0	1	0	0	10	6	0	0	0	0	0	2
26	283	17	10	1	0	0	205	45	1	0	0	0	0	2
8	85	7	3	3	0	2	68	27	0	0	0	0	0	4
19	132	11	5	0	0	1	85	3	1	0	0	0	0	7
119	637	34	27	39	2	12	542	72	1	0	0	0	0	18
17	136	8	13	13	0	1	74	18	0	0	0	0	0	4
7	175	5	58	21	3	0	73	14	0	0	0	0	0	3
0	0	0	0	0	0	0	0	0	0	0	0	0	0	0
0	0	0	0	0	0	0	0	0	0	0	0	0	0	0
5	39	2	2	0	0	1	5	11	0	0	0	0	0	2
1	17	1	1	2	1	0	14	10	0	0	0	0	0	1
0	8	0	0	0	0	0	2	4	0	0	0	0	0	1
0	0	0	0	0	0	0	0	0	0	0	0	0	0	0
19	64	0	0	1	1	1	29	2	0	0	0	0	0	4
11	17	1	1	2	0	1	7	1	0	0	0	0	0	0
9	57	10	8	0	0	0	64	6	0	0	0	1	0	2
0	5	0	0	0	0	0	5	0	0	0	0	0	0	0
0	4	1	1	2	0	0	2	0	0	0	0	0	0	1
26	121	5	2	5	0	0	72	13	0	0	0	0	0	4
68	392	21	61	57	18	3	168	80	3	1	0	0	0	22
0	33	4	0	0	1	0	12	4	0	0	0	0	0	0
2	3	0	0	0	0	0	4	3	0	0	0	0	0	0
1	22	0	1	1	0	0	7	0	0	0	0	0	0	0
4	36	1	0	0	0	1	12	1	0	0	0	0	0	0
13	75	11	0	0	2	2	51	36	0	0	0	0	0	3
0	0	0	0	0	0	0	0	0	0	0	0	0	0	0
1	64	1	0	0	0	0	21	9	0	0	0	0	0	0
23	242	13	64	27	23	1	170	64	1	0	0	0	0	12
0	0	0	0	0	0	0	0	0	0	0	0	0	0	0
0	11	0	0	1	0	1	18	2	0	0	0	0	0	0
8	45	1	8	4	2	0	14	5	0	0	0	0	0	2
25	110	26	5	7	2	0	90	44	0	0	0	1	0	9
0	0	0	0	0	0	0	0	1	0	0	0	0	0	0
2	4	0	0	0	0	0	2	2	0	0	0	0	0	0
7	52	2	0	1	5	0	19	0	0	0	0	1	0	0

TOWNS	POPULATION	INCIDENT RATE PER 100,000	TOTAL INCIDENTS	Murder and Non- negligent Man- slaughter	Kidnaping/ Abduction	Forcible Rape	Other Forcible Sex Offenses	Robbery	Aggravated Assault	Simple Assault/ Intimida- tion	Arson	Extortion/ Blackmail
Farmville PD	6845	3739.95	256	1	2	1	2	3	8	31	0	0
Fries PD	614	325.73	2	0	0	0	0	0	0	2	0	0
Front Royal PD	13589	10927.95	1485	0	1	7	17	9	10	383	2	0
Gate City PD	2159	3890.69	84	0	0	2	0	0	0	14	0	0
Glade Springs PD ⁰	1374		0	0	0	0	0	0	0	0	0	0
Glasgow PD	1046	478.01	5	0	0	0	0	0	0	0	0	0
Glen Lyn PD	151	16556.29	25	0	0	0	0	0	1	6	2	0
Gordonsville PD	1498	3471.29	52	0	0	0	1	0	4	10	0	0
Gretna PD	1257	2625.29	33	0	0	0	0	0	1	4	1	0
Grottoes PD	2114	1702.93	36	0	0	0	0	0	0	2	0	0
Grundy PD	1105	1357.46	15	0	0	0	0	0	0	1	0	0
Halifax PD ⁹	1389	1655.86	23	0	0	0	0	2	0	4	0	0
Haymarket PD	879	3299.20	29	0	0	0	0	0	0	2	0	0
Haysi PD	186	537.63	1	0	0	0	0	0	0	0	0	0
Herndon PD	21655	5670.74	1228	0	2	6	7	18	34	326	1	1
Hillsville PD ⁰	2607		0	0	0	0	0	0	0	0	0	0
Honaker PD	945	4761.90	45	0	0	0	0	0	2	6	1	0
Hurt PD	1276	1253.91	16	0	0	0	1	1	1	3	0	0
Independence PD	971	926.87	9	0	0	0	0	0	0	6	0	0
Jonesville PD	995	4321.60	43	0	0	0	0	5	3	4	0	0
Kenbridge PD	1253	6624.10	83	0	0	2	1	0	2	18	0	0
Kilmarnock PD ⁰	1244		0	0	0	0	0	0	0	0	0	0
LaCrosse PD ⁷	618	3236.24	20	0	0	0	0	0	0	1	0	0
Lawrenceville PD	1275	3921.56	50	0	0	0	0	0	1	5	1	0
Lebanon PD	3273	4521.84	148	0	0	0	2	2	2	31	4	0
Leesburg PD	28311	7968.63	2256	0	12	13	12	15	51	661	18	3
Louisa PD ⁰	1401		0	0	0	0	0	0	0	0	0	0
Luray PD	4871	1888.72	92	0	0	0	0	0	0	1	0	0
Marion PD	6349	5528.42	351	0	0	0	4	1	17	41	0	0
McKenney PD ⁰	441		0	0	0	0	0	0	0	0	0	0
Middleburg PD	632	4905.06	31	0	0	0	1	0	1	5	0	0
Middletown PD	1015	3448.27	35	0	0	0	0	0	1	5	0	0
Mt. Jackson PD	1664	3605.76	60	0	0	0	0	0	0	10	0	0
Narrows PD ¹¹	2111	1279.01	27	0	0	1	0	1	4	4	0	0
New Market PD	1637	3176.54	52	0	0	0	2	0	9	4	0	0
Occoquan PD	759	2371.54	18	0	0	0	0	0	0	0	0	0
Onancock PD	1525	2229.50	34	0	0	0	0	0	2	7	0	0
Onley PD	496	13508.06	67	0	0	0	0	0	2	2	0	0

Burglary	Larceny	Motor Vehicle Theft	Counterfeiting/Forgery	Fraud	Embezzlement	Stolen Property	Destruction/Damage/Vandalism	Drug/Narcotic Offenses	Non-forcible Sex Offenses	Pornography	Gambling	Prostitution	Bribery	Weapon Law Violation
2	124	8	9	0	0	0	36	19	0	0	0	0	0	12
0	1	0	0	0	0	0	0	0	0	0	0	0	0	0
67	520	49	49	29	6	0	419	22	0	0	0	0	0	21
6	29	3	5	1	0	0	33	2	0	0	0	0	0	1
0	0	0	0	0	0	0	0	0	0	0	0	0	0	0
0	2	0	0	0	2	0	1	0	0	0	0	0	0	0
1	12	0	2	0	0	0	6	0	0	0	0	0	0	0
5	16	0	2	4	3	0	8	5	0	0	0	0	0	1
1	12	4	1	0	0	0	11	1	0	0	0	0	0	0
1	10	0	0	1	1	0	5	18	0	0	0	0	0	1
0	5	2	0	0	0	0	2	5	0	0	0	0	0	0
2	8	2	1	0	0	2	4	2	0	0	0	0	0	0
1	17	1	1	1	0	0	6	2	0	0	0	0	0	0
0	1	0	0	0	0	0	0	0	0	0	0	0	0	0
21	567	43	12	29	9	10	224	83	0	1	0	0	0	35
0	0	0	0	0	0	0	0	0	0	0	0	0	0	0
14	26	1	0	0	0	0	10	0	0	0	0	0	0	0
0	8	0	1	0	0	0	1	0	0	0	0	0	0	0
0	3	0	0	0	0	0	2	0	0	0	0	0	0	0
9	15	2	0	0	0	0	12	1	0	0	0	0	0	0
10	31	5	5	3	0	0	12	5	0	1	0	0	0	7
0	0	0	0	0	0	0	0	0	0	0	0	0	0	0
2	5	0	0	0	0	1	11	3	0	0	0	0	0	1
2	26	1	2	0	0	0	9	4	0	0	0	0	0	1
12	53	5	9	1	0	0	37	5	0	0	0	0	0	3
67	724	62	43	83	33	13	550	257	2	3	0	3	0	52
0	0	0	0	0	0	0	0	0	0	0	0	0	0	0
15	64	4	2	2	0	0	26	2	0	0	0	0	0	0
9	148	16	21	6	2	1	83	20	0	0	0	0	0	4
0	0	0	0	0	0	0	0	0	0	0	0	0	0	0
1	19	0	1	1	0	0	4	0	0	0	0	0	0	0
3	17	0	0	0	0	0	11	1	0	0	0	0	0	0
3	28	3	10	0	0	2	8	4	0	0	0	0	0	0
2	8	0	0	1	0	0	5	5	0	0	0	0	0	0
5	27	2	1	0	2	2	7	1	0	0	0	0	0	1
1	9	1	0	0	0	0	7	0	0	0	0	0	0	0
3	14	2	1	0	0	0	4	2	0	0	0	0	0	0
3	36	2	5	2	2	0	5	12	1	0	0	0	0	0

TOWNS	POPULATION	INCIDENT RATE PER 100,000	TOTAL INCIDENTS	Murder and Non- negligent Man- slaughter	Kidnaping/ Abduction	Forcible Rape	Other Forcible Sex Offenses	Robbery	Aggravated Assault	Simple Assault/ Intimida- tion	Arson	Extortion/ Blackmail
Orange PD	4123	4001.94	165	0	0	3	3	1	3	33	1	0
Parksley PD	837		0	0	0	0	0	0	0	0	0	0
Pearisburg PD	2729	3297.91	90	0	0	0	2	0	0	11	0	0
Pembroke PD	1134	529.10	6	0	0	0	0	1	0	0	0	0
Pennington Gap PD	1781	1403.70	25	0	0	1	0	0	2	3	0	0
Pocahontas PD ¹¹	441	5442.17	24	0	0	0	0	4	6	6	1	0
Pound PD	1089	7438.01	81	2	0	0	2	0	9	11	0	0
Pulaski PD	9473	10545.76	999	1	1	9	17	6	22	151	5	0
Purcellville PD	3584	1227.67	44	0	0	0	0	1	1	2	1	0
Quantico PD	561	4634.58	26	0	0	0	0	0	5	8	0	0
Rich Creek PD ⁰	665		0	0	0	0	0	0	0	0	0	0
Richlands PD	4144	8132.23	337	0	0	1	2	0	11	46	6	1
Rocky Mount PD	4066	8976.88	365	0	0	2	4	1	15	61	1	0
Rural Retreat PD	1350		0	0	0	0	0	0	0	0	0	0
Saltville PD	2204	7622.50	168	0	0	1	1	0	11	27	0	0
Shenandoah PD	1878	3887.11	73	0	0	1	0	0	0	12	0	0
Smithfield PD	6324	11733.08	742	0	0	1	6	9	15	174	0	0
South Boston PD	8491	7407.84	629	5	0	6	1	15	22	114	0	0
South Hill PD	4403	6540.99	288	1	0	0	3	2	23	33	2	0
St. Paul PD	1000	2300.00	23	0	0	0	0	1	4	3	0	0
Stanley PD	1326	980.39	13	0	0	0	0	0	0	1	0	0
Stephens City PD	1146	7068.06	81	0	0	0	1	0	0	31	1	0
Strasburg PD ⁰	4017		0	0	0	0	0	0	0	0	0	0
Tappahannock PD	2068	14361.70	297	1	0	2	0	1	0	46	1	0
Tazewell PD	4206	7227.76	304	0	0	1	4	0	5	50	1	0
Timberville PD	1739	1265.09	22	0	0	0	0	0	1	6	0	0
Victoria PD	1821	4393.19	80	0	0	2	0	1	18	11	1	0
Vienna PD	14453	3667.05	530	0	0	1	0	7	9	82	1	0
Vinton PD	7782	6515.03	507	0	1	3	5	2	12	158	1	0
Warrenton PD	6670	5667.16	378	1	0	2	1	3	12	80	0	0
Warsaw PD ¹¹	1375	1890.90	26	0	0	1	0	0	1	3	0	0
Waverly PD	2309	1775.66	41	0	0	1	0	0	2	7	0	0
Weber City PD	1333	6001.50	80	0	0	0	2	0	3	6	0	1
West Point PD	2866	7117.93	204	0	1	3	3	2	4	47	0	0
Wise PD	3255	6420.89	209	0	1	1	0	0	5	28	0	0
Woodstock PD	3952	2808.70	111	1	0	1	3	0	5	24	0	0
Wytheville PD	7804	9238.85	721	2	1	5	6	0	18	129	4	0

Burglary	Larceny	Motor Vehicle Theft	Counterfeiting/ Forgery	Fraud	Embezzlement	Stolen Property	Destruction/ Damage/ Vandalism	Drug/ Narcotic Offenses	Non-forcible Sex Offenses	Pornography	Gambling	Prostitution	Bribery	Weapon Law Violation
10	91	3	0	2	10	0	18	4	1	0	0	0	0	2
0	0	0	0	0	0	0	0	0	0	0	0	0	0	0
1	27	3	7	3	1	0	27	5	1	0	0	0	0	2
0	2	0	1	0	1	0	0	0	0	1	0	0	0	0
4	14	0	0	0	0	0	3	0	0	0	0	0	0	0
1	2	2	0	0	0	0	5	0	0	0	0	0	0	0
2	29	4	1	0	0	1	27	9	0	0	0	0	0	2
85	446	17	58	26	5	12	216	161	1	0	0	0	0	21
3	18	2	0	1	1	1	18	0	0	0	0	0	0	0
3	1	2	0	0	0	0	8	2	0	0	0	0	0	0
0	0	0	0	0	0	0	0	0	0	0	0	0	0	0
40	145	6	38	29	2	1	67	38	0	0	0	0	0	4
27	143	5	4	24	3	1	74	38	0	1	0	0	0	15
0	0	0	0	0	0	0	0	0	0	0	0	0	0	0
17	59	5	4	0	0	2	56	9	0	0	0	0	0	2
0	21	1	3	0	0	0	18	23	0	0	0	0	0	2
32	275	30	20	10	3	3	218	27	0	1	0	0	0	20
50	274	12	24	6	11	1	118	34	0	0	0	1	0	17
13	152	11	4	1	4	0	64	3	1	0	0	0	0	2
2	8	5	0	0	0	0	1	0	0	0	0	0	0	0
0	8	0	0	0	0	0	6	0	0	0	0	0	0	0
3	26	2	2	3	0	0	22	1	0	0	0	0	0	0
0	0	0	0	0	0	0	0	0	0	0	0	0	0	0
20	130	9	32	14	2	1	54	28	0	0	0	0	0	4
28	128	6	16	8	2	0	85	12	0	0	0	0	0	2
2	12	0	0	1	0	0	3	3	0	0	0	0	0	1
4	27	7	4	0	0	0	3	8	0	0	0	1	0	5
18	215	9	11	36	5	0	139	27	0	0	0	0	0	5
23	196	15	6	9	4	2	94	63	0	0	0	1	0	8
10	142	6	3	12	4	0	100	33	0	0	0	0	0	2
4	15	1	2	0	0	0	4	0	0	0	0	0	0	1
5	9	2	0	0	0	1	13	1	0	0	0	0	0	0
6	33	1	14	1	0	1	17	4	0	0	0	0	0	0
12	81	4	8	8	3	1	43	10	0	0	0	0	0	3
15	95	4	16	2	2	1	44	32	0	0	0	0	0	3
6	39	5	16	10	4	2	7	3	1	0	0	0	0	1
56	327	20	29	18	5	1	198	14	0	0	0	0	0	10

CITIES & STATE POLICE	POPULATION	INCIDENT RATE PER 100,000	TOTAL INCIDENTS	Murder and Non-negligent Man-slaughter	Kidnaping/ Abduction	Forcible Rape	Other Forcible Sex Offenses	Robbery	Aggravated Assault	Simple Assault/ Intimidation	Arson	Extortion/ Blackmail
Alexandria PD ⁱ State Police	130100	6451.96	8394 30	0 0	18 0	28 0	9 0	152 0	191 5	1318 1	21 0	1 0
Bedford PD State Police	6400	9109.37	583 16	0 0	2 0	4 0	8 0	3 0	20 2	196 0	0 0	0 0
Bristol PD State Police	17400	9902.29	1723 9	3 0	14 0	4 0	21 0	7 0	41 0	642 0	6 0	0 0
Buena Vista PD State Police	6400	1765.62	113 10	0 0	0 0	2 0	5 0	0 0	12 0	22 0	1 0	0 0
Charlottesville PD State Police	39700	11115.86	4413 6	3 0	9 0	25 0	32 0	72 0	364 0	982 0	16 0	0 0
Chesapeake PD ⁰ State Police	204700		0 52	0 0	0 0	0 0	0 0	0 0	0 5	0 1	0 0	0 0
Clifton Forge PD State Police	4289	5385.87	231 5	0 0	0 0	1 0	2 0	0 0	10 0	29 0	0 0	0 0
Colonial Heights PD State Police	16900	11130.17	1881 36	0 0	7 0	2 0	9 0	17 0	29 0	267 0	6 0	0 0
Covington PD State Police	6300	7349.20	463 14	0 0	0 0	1 0	3 0	4 0	7 1	82 0	4 0	0 0
Danville PD State Police	48000	10633.33	5104 42	2 0	3 0	16 0	12 0	87 0	211 0	1380 0	18 0	0 0
Emporia PD State Police	5800	17775.86	1031 21	1 0	2 0	2 0	1 0	21 0	54 0	221 0	4 0	0 0
Fairfax PD ⁱ State Police	21700	5935.48	1288 2	0 0	1 0	5 0	12 0	8 0	42 0	279 0	5 0	0 0
Falls Church PD State Police	10700	7196.26	770 1	0 0	1 0	2 0	1 0	10 0	15 0	123 0	0 0	0 0
Franklin PD State Police	8400	13607.14	1143 3	0 0	2 0	1 0	6 0	10 0	18 0	278 0	1 0	0 0
Fredericksburg PD State Police	19800	10434.34	2066 29	1 0	1 0	9 0	12 0	28 0	85 0	248 0	7 0	0 0
Galax PD State Police	6800	12323.52	838 8	2 0	0 0	2 0	8 0	7 0	32 0	206 0	2 0	0 0
Hampton PD State Police	147300	8327.22	12266 251	10 0	32 1	36 0	115 0	284 0	281 2	1926 2	38 0	1 0
Harrisonburg PD State Police	40900	6801.95	2782 37	1 0	7 0	11 0	23 0	32 0	79 2	371 0	14 0	3 0
Hopewell PD State Police	22200	14103.60	3131 14	0 0	10 0	5 0	28 0	56 0	111 0	1028 0	14 0	3 0
Lexington PD State Police	7000	3271.42	229 9	0 0	0 0	2 0	5 1	1 0	8 0	45 0	1 0	0 0
Lynchburg PD State Police	65300	9503.82	6206 50	6 0	35 0	22 0	72 0	83 0	178 1	2099 0	22 0	0 0
Manassas PD State Police	36400	8895.60	3238 1	0 0	12 0	16 0	20 0	54 0	59 0	837 0	16 0	1 0
Manassas Park PD State Police	10800	7111.11	768 1	0 0	1 0	1 0	7 0	6 0	14 0	207 0	10 0	0 0
Martinsville PD State Police	15600	11756.41	1834 17	1 0	2 0	18 0	15 0	22 0	46 2	281 0	11 0	0 0

Burglary	Larceny	Motor Vehicle Theft	Counterfeiting/ Forgery	Fraud	Embezzlement	Stolen Property	Destruction/ Damage/ Vandalism	Drug/ Narcotic Offenses	Non-forcible Sex Offenses	Pornography	Gambling	Prostitution	Bribery	Weapon Law Violation
523 0	4420 0	702 0	119 5	303 9	61 0	11 0	2423 4	379 7	3 0	1 0	6 0	8 0	0 0	32 2
17 0	156 0	6 0	43 0	14 0	6 0	1 0	79 0	73 14	2 0	0 0	0 0	0 0	0 0	11 0
57 1	553 2	36 2	88 1	46 1	3 0	8 0	373 1	93 4	0 0	0 0	0 0	0 0	0 0	30 0
8 0	40 0	1 0	4 1	0 0	1 0	0 0	22 0	5 9	0 0	0 0	0 0	0 0	0 0	1 0
240 0	1483 0	120 0	37 0	140 2	36 0	10 0	1361 0	414 4	4 0	0 0	0 0	0 0	1 0	61 1
0 0	0 3	0 0	0 1	0 7	0 1	0 0	0 3	0 26	0 0	0 0	0 0	0 0	0 0	0 7
24 0	112 0	3 0	6 0	2 0	0 0	0 0	84 0	11 5	0 0	0 0	0 0	0 0	0 0	4 0
92 0	856 2	39 0	74 0	93 17	50 0	6 0	371 1	167 8	0 0	1 0	0 0	0 0	0 0	30 8
38 0	215 0	8 0	13 0	4 1	2 0	0 0	117 0	14 12	1 0	0 0	0 0	0 0	0 0	6 0
328 0	1934 0	132 1	169 0	120 21	31 0	3 0	1067 0	321 15	7 0	1 0	2 0	6 0	0 0	126 5
59 0	390 3	42 0	37 0	26 1	3 0	2 0	174 0	120 13	0 0	0 0	2 0	0 0	0 0	35 4
83 0	597 1	40 0	17 0	50 0	10 1	3 0	236 0	48 0	0 0	0 0	0 0	0 0	0 0	25 0
43 0	375 0	71 0	15 1	20 1	9 0	2 0	176 0	31 0	0 0	0 0	0 0	0 0	0 0	11 0
61 0	452 1	30 0	24 0	12 1	19 0	9 0	284 0	108 0	1 0	0 0	0 0	0 0	0 0	22 1
77 0	832 2	64 1	56 0	83 4	32 0	9 0	456 1	364 18	5 0	0 0	0 0	3 0	0 0	40 4
24 0	273 0	17 0	96 0	50 1	2 0	5 0	150 0	16 7	1 0	0 0	0 0	0 0	0 0	16 0
998 0	4992 3	1107 1	183 2	488 34	230 0	25 1	2848 4	871 168	5 0	7 1	1 0	10 0	0 0	390 53
175 0	1163 1	94 0	71 1	114 13	27 0	19 0	976 0	268 20	1 0	0 0	0 0	0 0	0 0	44 3
285 0	986 0	140 0	58 0	39 0	8 0	7 0	847 1	335 13	1 0	2 0	0 0	1 0	0 0	92 0
7 0	95 1	4 0	3 0	2 2	0 0	0 0	56 1	20 3	0 1	0 0	0 0	0 0	0 0	9 0
453 0	2054 2	219 1	144 0	236 25	22 0	28 0	1021 0	548 11	4 0	5 0	0 0	23 0	0 0	126 12
151 0	1123 0	151 0	66 0	125 0	22 0	1 0	581 1	262 0	4 0	0 0	0 0	2 0	0 0	68 0
21 0	253 0	50 0	7 0	18 1	3 0	0 0	191 0	52 0	0 0	0 0	0 0	0 0	0 0	32 0
84 0	631 2	64 0	116 0	73 3	22 2	1 0	448 2	117 7	0 0	0 0	0 0	0 0	1 0	26 1

CITIES & STATE POLICE	POPULATION	INCIDENT RATE PER 100,000	TOTAL INCIDENTS	Murder and Non-negligent Man-slaughter	Kidnaping/ Abduction	Forcible Rape	Other Forcible Sex Offenses	Robbery	Aggravated Assault	Simple Assault/ Intimidation	Arson	Extortion/ Blackmail
Newport News PD State Police	181100	10826.06	19606123	300	1460	970	1480	4530	7643	52262	1100	10
Norfolk PD State Police	234500	10884.43	2552498	310	360	1270	2060	8130	6372	40781	240	10
Norton PD State Police	4000	9775.00	3915	00	00	60	50	10	181	670	11	00
Petersburg PD State Police	33100	17362.53	574754	50	260	230	210	1130	2052	10422	80	00
Poquoson PD State Police	11500	2713.04	3120	20	30	00	10	00	80	330	20	00
Portsmouth PD State Police	99700	13105.31	1306630	120	680	310	350	4770	5842	33250	150	20
Radford PD State Police	16100		011	00	00	00	00	00	00	00	00	00
Richmond PD State Police	197800	15679.47	31014121	700	1850	1140	1961	14290	11341	56052	1651	61
Roanoke PD State Police	94500	11362.96	1073856	50	160	410	580	1360	4051	20860	340	30
Salem PD State Police	24800	5915.32	146717	20	20	40	40	100	120	2910	70	00
Staunton PD State Police	23600	8245.76	194623	10	30	42	150	30	400	4671	50	00
Suffolk PD State Police	65600	7371.95	483618	50	310	300	510	1050	2480	13270	220	30
Virginia Beach PD State Police	427800	7443.19	31842107	120	530	1100	2040	3700	3553	67880	1810	20
Waynesboro PD State Police	19600	10224.48	20049	00	50	80	180	130	1330	4580	160	10
Williamsburg PD State Police	12000	6266.66	75235	00	50	50	30	100	392	1360	10	00
Winchester PD State Police	23800	12995.79	309377	00	80	100	361	210	390	7960	200	00
COLLEGES & UNIVERSITIES												
Christopher Newport University PD			104	0	0	1	0	0	0	4	0	0
Emory & Henry Campus Police			17	0	0	0	0	0	0	0	0	0
Ferrum College Police			100	0	0	0	0	0	0	10	0	0
George Mason University PD			652	0	0	2	2	2	3	53	2	0
Hampton University PD			302	0	1	1	1	3	3	40	1	1
James Madison University PD			366	0	0	3	1	0	8	11	3	1
Longwood College PD			187	0	0	0	0	0	1	4	1	0

Burglary	Larceny	Motor Vehicle Theft	Counterfeiting/ Forgery	Fraud	Embezzlement	Stolen Property	Destruction/ Damage/ Vandalism	Drug/ Narcotic Offenses	Non-forcible Sex Offenses	Pornography	Gambling	Prostitution	Bribery	Weapon Law Violation
15080	69912	12252	2840	64617	1291	620	41647	127770	90	40	10	420	10	57721
17020	115567	15211	5415	1488	980	400	457712	135748	120	30	10	1640	00	13518
110	1911	50	141	90	10	60	960	421	10	00	00	00	00	120
5150	19953	3231	1747	1643	460	1480	16624	67132	50	00	50	20	00	1296
120	980	70	70	100	300	10	880	370	00	00	00	00	00	80
14490	45252	6791	1182	1016	1000	1280	40054	11739	30	00	40	440	00	3465
00	00	00	02	02	00	00	01	06	00	00	00	00	00	00
29310	1157215	30892	2095	1415	251	200	59823	150774	160	10	40	1480	00	70413
6960	45044	3370	1751	27625	1100	90	26181	59617	80	110	00	520	00	21110
510	6060	341	760	646	280	110	3530	1236	00	00	00	00	00	214
1060	7091	430	1000	6110	260	110	4700	1044	10	00	00	00	00	225
3750	19360	1520	790	804	211	140	9540	19111	00	10	00	30	10	1763
22570	137124	9550	4003	80817	3470	480	69396	267362	300	40	20	970	10	53716
1170	8071	520	340	624	190	70	4700	1144	20	00	00	10	00	491
430	3360	240	140	240	90	40	1900	4033	00	00	00	00	00	110
1620	12170	570	710	10413	280	570	6310	48856	20	20	00	20	00	487
1	72	0	0	1	0	0	26	2	0	0	0	0	0	0
1	11	0	0	0	0	0	6	0	0	0	0	0	0	0
4	61	1	0	2	0	0	19	2	0	0	0	0	0	1
22	446	6	1	5	0	1	138	40	0	0	0	0	0	4
9	181	2	2	7	1	0	59	15	0	0	0	0	0	3
6	196	4	5	9	0	5	116	46	0	0	0	0	0	0
0	136	2	0	1	0	0	42	0	0	0	0	0	0	0

COLLEGES & UNIVERSITIES	POPULATION	INCIDENT RATE PER 100,000	TOTAL INCIDENTS	Murder and Non-negligent Man-slaughter	Kidnaping/ Abduction	Forcible Rape	Other Forcible Sex Offenses	Robbery	Aggravated Assault	Simple Assault/ Intimidation	Arson	Extortion/ Blackmail
Mary Washington College PD			68	0	0	0	0	0	0	0	1	0
Norfolk State University PD			384	0	0	0	1	12	3	25	1	0
N. Virginia Comm College PD			171	0	0	0	0	1	1	11	0	0
Old Dominion Campus PD			175	0	0	0	1	1	1	9	0	0
Radford University PD			227	0	0	1	0	0	3	22	3	0
Thomas Nelson Comm Col PD			40	0	0	0	0	0	0	6	0	0
University of Richmond PD			238	0	0	0	0	0	1	7	1	0
University of Virginia PD			659	0	0	3	6	5	9	59	1	0
UVA's College at Wise PD			9	0	0	0	0	0	0	1	0	0
VA Commonwealth University PD			892	0	3	2	0	5	11	77	3	0
Virginia Tech Police Department			0	0	0	0	0	0	0	0	0	0
VA Western Comm. College PD			23	0	0	0	0	0	1	0	0	0
VMI Post Police			38	0	0	0	0	0	0	3	0	0
Virginia State Univ. Police ¹¹			321	0	1	1	2	3	9	48	1	0
William & Mary College PD			496	0	2	2	0	2	4	31	3	0
OTHER AGENCIES												
Chesapeake Bay Bridge Tunnel			0	0	0	0	0	0	0	0	0	0
Dept. Alcoholic Beverage Control			228	0	0	0	0	0	0	0	0	0
Dept. of Conservation and Recreation			23	0	0	0	0	0	0	0	0	0
Division of Capitol Police			176	0	0	0	0	0	0	6	0	0
Metro. Washington Airport Authority			574	0	0	2	0	0	0	46	0	0
Norfolk Airport Authority			95	0	0	0	0	0	2	10	0	0
Richmond International Airport			64	0	0	0	0	1	0	3	0	0
Southside VA Training Center			262	0	0	6	18	0	25	172	0	0
Virginia Port Authority			13	0	0	0	0	0	0	0	0	0

⁰⁻¹¹ For those agencies without full year submission, footnote represents number of months of data submitted.

Burglary	Larceny	Motor Vehicle Theft	Counterfeiting/ Forgery	Fraud	Embezzlement	Stolen Property	Destruction/ Damage/ Vandalism	Drug/ Narcotic Offenses	Non-forcible Sex Offenses	Pornography	Gambling	Prostitution	Bribery	Weapon Law Violation
9	50	1	0	0	0	0	18	2	0	0	0	0	0	0
69	231	20	4	8	1	0	73	6	0	0	0	0	0	7
1	118	1	4	2	0	1	37	1	0	0	0	0	0	0
3	104	8	0	0	0	1	41	6	0	0	0	0	0	2
7	104	2	1	11	2	3	72	26	0	1	0	0	0	1
0	15	2	1	1	1	1	10	3	0	0	0	0	0	0
2	82	3	3	3	0	0	138	19	0	1	0	0	0	0
10	383	3	1	19	1	0	209	42	0	1	0	0	0	5
0	5	0	1	1	0	0	0	3	0	0	0	0	0	0
12	544	6	7	11	0	5	26	195	0	1	0	0	0	24
0	0	0	0	0	0	0	0	0	0	0	0	0	0	0
0	11	0	0	0	0	0	11	0	0	0	0	0	0	0
0	33	0	0	0	0	0	2	0	0	0	0	0	0	0
4	145	3	0	9	0	2	86	31	0	0	2	0	0	10
3	319	0	0	5	0	0	121	17	0	0	0	0	0	5
0	0	0	0	0	0	0	0	0	0	0	0	0	0	0
0	8	1	71	1	1	0	0	141	0	0	4	2	0	6
2	9	0	0	0	0	0	0	15	0	0	0	0	0	0
3	124	2	4	1	0	0	36	5	0	0	0	0	0	1
1	221	107	8	11	3	8	132	22	0	0	0	0	0	34
1	55	4	0	0	1	0	10	4	0	0	0	0	0	11
0	39	14	0	1	0	0	7	0	0	0	0	0	0	0
0	26	4	2	1	1	0	14	1	0	0	0	0	0	0
1	11	0	0	0	0	2	0	0	0	0	0	0	0	0



IX

Arrest Totals By County, City and Other

Adult and Juvenile Arrests by County, City and Other

ARRESTS BY OFFENSE	Accomack		Albemarle		Alleghany		Amelia		Amherst		Appomattox	
	Adult	Juv	Adult	Juv	Adult	Juv	Adult	Juv	Adult	Juv	Adult	Juv
Murder	1	0	2	0	0	0	0	0	0	0	0	0
Manslaughter	0	0	0	0	0	0	0	0	0	0	0	0
Kidnaping	1	0	11	1	0	0	3	0	1	0	1	0
Sex Offenses, Forcible	7	1	14	2	3	1	8	0	11	0	4	1
Robbery	11	5	15	0	0	0	0	0	11	1	0	0
Aggravated Assault	23	2	29	3	13	1	7	0	30	0	8	1
Simple Assault/Intimidation	214	8	254	30	131	10	106	10	92	0	37	15
Arson	0	0	1	5	0	0	0	0	0	0	0	0
Extortion/Blackmail	2	0	0	0	0	0	0	0	0	0	0	0
Burglary	22	6	34	17	11	3	3	5	15	0	6	2
Larceny	70	8	214	112	12	5	6	3	73	0	27	11
Motor Vehicle Theft	10	4	1	2	2	1	2	1	3	4	0	1
Counterfeiting/Forgery	17	1	28	0	1	0	5	0	11	0	2	0
Fraud	12	2	45	0	3	0	1	1	3	0	3	0
Embezzlement	6	0	30	3	0	0	0	0	3	0	0	0
Stolen Property	5	0	6	1	0	0	0	0	0	0	0	0
Vandalism	23	6	31	6	5	1	9	0	7	2	4	1
Drug/Narcotic Offenses	98	9	118	39	43	6	25	12	63	3	29	3
Sex Offenses, Nonforcible	1	0	2	0	0	0	1	0	0	0	0	0
Pornography	0	0	2	0	0	0	0	0	0	0	0	0
Gambling	0	0	0	0	0	0	0	0	0	0	0	0
Prostitution	0	0	0	0	0	0	0	0	1	0	0	0
Bribery	0	0	0	0	0	0	0	0	0	0	0	0
Weapon Law Violations	23	1	13	6	7	0	9	1	9	0	6	1
TOTAL GROUP A	546	53	850	227	231	28	185	33	333	10	127	36
Bad Checks	104	0	439	0	36	0	102	0	0	0	1	0
Curfew/Loitering/Vagrancy	0	3	0	5	0	0	0	0	0	0	0	0
Disorderly Conduct	4	4	20	7	4	4	2	2	22	0	3	0
Driving Under Influence	97	1	199	7	89	0	43	1	171	1	45	2
Drunkenness	133	1	103	0	69	0	4	0	165	0	4	0
Family Offenses, Nonforcible	4	0	3	0	10	0	0	0	0	0	0	0
Liquor Laws Violations	16	7	53	69	26	9	1	0	9	0	0	0
Peeping Tom	0	0	0	0	0	0	0	0	0	0	0	0
Runaway	0	1	0	0	0	0	0	0	0	0	0	0
Trespass of Real Property	17	2	45	13	25	1	7	0	8	0	4	0
Conspiracy	2	0	0	0	0	0	0	0	0	0	0	0
All Other (except Traffic)	235	26	546	43	262	16	110	2	95	2	21	7
TOTAL GROUP B	612	45	1408	144	521	30	269	5	470	3	78	9
GRAND TOTAL	1158	98	2258	371	752	58	454	38	803	13	205	45

Adult and Juvenile Arrests by County, City and Other

ARRESTS BY OFFENSE	Arlington		Augusta		Bath		Bedford		Bland		Botetourt	
	Adult	Juv	Adult	Juv	Adult	Juv	Adult	Juv	Adult	Juv	Adult	Juv
Murder	2	0	4	0	0	0	1	0	1	0	0	0
Manslaughter	0	0	0	0	0	0	0	0	0	0	0	0
Kidnaping	2	1	4	0	0	0	9	0	0	0	0	0
Sex Offenses, Forcible	21	8	17	2	0	1	11	3	1	0	6	1
Robbery	26	9	4	0	0	0	2	0	0	0	4	0
Aggravated Assault	68	15	20	2	0	0	44	3	1	0	13	5
Simple Assault/Intimidation	550	102	124	19	4	0	375	49	6	0	59	8
Arson	0	5	0	0	0	0	3	2	3	0	0	1
Extortion/Blackmail	2	1	2	0	0	0	0	0	0	0	3	1
Burglary	40	15	30	18	0	0	23	9	6	0	6	0
Larceny	695	327	66	14	1	0	79	40	7	0	41	6
Motor Vehicle Theft	9	15	3	1	0	0	6	0	0	0	3	0
Counterfeiting/Forgery	100	1	44	3	1	0	43	1	0	0	3	0
Fraud	328	79	41	0	0	0	34	1	0	0	4	1
Embezzlement	60	4	7	0	0	0	12	0	0	0	2	0
Stolen Property	22	2	6	0	0	0	1	0	1	2	0	1
Vandalism	62	36	22	5	1	2	26	28	6	0	9	5
Drug/Narcotic Offenses	433	53	71	4	2	0	88	39	326	3	77	7
Sex Offenses, Nonforcible	3	0	3	0	0	0	0	0	0	0	0	0
Pornography	0	0	0	0	0	0	0	0	0	0	0	0
Gambling	1	0	0	0	0	0	0	0	0	0	0	0
Prostitution	22	0	0	0	0	0	0	0	0	0	0	0
Bribery	0	0	0	0	0	0	0	0	0	0	0	0
Weapon Law Violations	40	4	9	0	0	0	27	6	0	0	9	1
TOTAL GROUP A	2486	677	477	68	9	3	784	181	358	5	239	37
Bad Checks	10	0	92	0	0	0	2	0	2	0	32	0
Curfew/Loitering/Vagrancy	0	1	0	0	0	0	0	0	0	0	0	0
Disorderly Conduct	19	19	15	3	1	0	4	27	1	0	0	0
Driving Under Influence	663	8	177	4	11	0	209	4	32	0	155	2
Drunkenness	969	4	78	0	7	0	61	0	21	0	87	0
Family Offenses, Nonforcible	0	1	3	0	0	0	4	0	0	0	1	0
Liquor Laws Violations	55	24	18	11	1	3	9	13	6	0	8	6
Peeping Tom	7	1	1	0	0	0	0	0	0	0	0	0
Runaway	0	156	0	17	0	0	0	7	0	0	0	1
Trespass of Real Property	96	20	32	2	4	0	31	1	11	0	7	2
Conspiracy	0	0	0	0	0	0	0	0	0	0	0	0
All Other (except Traffic)	475	93	689	88	7	2	269	185	61	2	105	7
TOTAL GROUP B	2294	327	1105	125	31	5	589	237	134	2	395	18
GRAND TOTAL	4780	1004	1582	193	40	8	1373	418	492	7	634	55

Adult and Juvenile Arrests by County, City and Other

ARRESTS BY OFFENSE	Brunswick		Buchanan		Buckingham		Campbell		Caroline		Carroll	
	Adult	Juv	Adult	Juv	Adult	Juv	Adult	Juv	Adult	Juv	Adult	Juv
Murder	1	0	0	0	0	0	0	0	1	0	0	0
Manslaughter	0	0	0	0	0	0	0	0	0	0	0	0
Kidnaping	0	0	4	0	2	0	11	0	3	0	7	0
Sex Offenses, Forcible	0	0	5	1	5	3	10	1	5	2	5	2
Robbery	2	0	0	0	3	0	4	1	6	0	1	0
Aggravated Assault	12	1	62	0	13	2	19	2	50	1	18	0
Simple Assault/Intimidation	12	1	188	1	140	16	303	13	148	8	200	4
Arson	0	0	7	0	0	0	0	0	2	1	1	0
Extortion/Blackmail	0	0	3	0	0	0	0	0	0	0	0	0
Burglary	8	1	9	0	22	7	30	8	4	4	38	14
Larceny	13	0	45	1	18	5	58	12	58	5	41	4
Motor Vehicle Theft	3	0	9	1	2	0	5	1	4	0	7	0
Counterfeiting/Forgery	7	0	33	0	5	0	9	1	5	0	6	0
Fraud	4	0	7	0	7	0	20	0	13	0	13	0
Embezzlement	1	0	1	0	2	0	4	0	4	0	1	0
Stolen Property	1	0	10	0	1	0	0	0	1	0	2	0
Vandalism	51	0	17	0	12	5	31	2	13	0	20	1
Drug/Narcotic Offenses	66	0	240	1	37	4	52	5	16	2	58	2
Sex Offenses, Nonforcible	0	0	3	1	0	0	2	0	1	0	0	0
Pornography	0	0	0	0	0	0	1	0	0	0	0	0
Gambling	0	0	0	0	0	0	0	0	0	0	0	0
Prostitution	0	0	0	0	0	0	0	0	3	0	0	0
Bribery	0	0	0	0	0	0	0	0	0	0	0	0
Weapon Law Violations	8	0	30	0	13	2	13	1	12	2	11	1
TOTAL GROUP A	189	3	673	6	282	44	572	47	349	25	429	28
Bad Checks	7	0	3	0	50	1	137	0	39	0	158	2
Curfew/Loitering/Vagrancy	0	0	1	0	0	0	0	0	0	0	0	0
Disorderly Conduct	7	0	59	0	3	3	2	0	8	0	5	2
Driving Under Influence	181	0	153	8	84	2	72	2	41	0	136	5
Drunkenness	101	0	91	8	17	0	38	0	97	0	72	0
Family Offenses, Nonforcible	0	0	0	0	0	0	0	0	11	0	0	0
Liquor Laws Violations	16	5	9	3	8	6	9	3	10	1	13	5
Peeping Tom	0	0	0	0	0	0	1	0	0	0	0	0
Runaway	0	0	0	1	0	1	0	4	0	19	0	1
Trespass of Real Property	8	0	10	0	21	2	10	1	16	1	21	0
Conspiracy	0	0	2	0	0	0	0	0	0	0	0	0
All Other (except Traffic)	272	0	151	23	193	11	219	7	289	68	336	43
TOTAL GROUP B	592	5	479	43	376	26	488	17	511	89	741	58
GRAND TOTAL	781	8	1152	49	658	70	1060	64	860	114	1170	86

Adult and Juvenile Arrests by County, City and Other

ARRESTS BY OFFENSE	Charles City		Charlotte		Chesterfield		Clarke		Craig		Culpeper	
	Adult	Juv	Adult	Juv	Adult	Juv	Adult	Juv	Adult	Juv	Adult	Juv
Murder	0	0	1	0	10	0	0	0	0	0	3	0
Manslaughter	0	0	0	0	0	0	0	0	0	0	0	0
Kidnaping	0	0	0	0	37	6	1	0	2	0	3	0
Sex Offenses, Forcible	1	0	3	0	73	55	0	0	4	0	5	0
Robbery	0	0	4	1	44	28	1	0	0	0	1	0
Aggravated Assault	2	0	12	0	171	60	16	1	8	0	18	3
Simple Assault/Intimidation	7	0	89	0	1165	1131	19	0	33	1	162	8
Arson	0	0	0	0	3	25	0	0	0	0	2	0
Extortion/Blackmail	0	0	0	0	3	0	0	0	0	0	0	0
Burglary	4	0	10	0	149	140	9	0	5	0	10	0
Larceny	2	0	18	0	940	634	10	1	9	0	46	5
Motor Vehicle Theft	0	0	4	0	0	1	4	0	3	2	1	0
Counterfeiting/Forgery	1	0	1	0	196	33	3	0	4	0	13	0
Fraud	0	0	4	0	115	19	5	0	0	0	9	0
Embezzlement	0	0	0	0	92	13	1	0	0	0	15	0
Stolen Property	1	1	2	0	8	20	0	0	0	0	3	0
Vandalism	0	0	6	1	145	276	2	1	4	0	16	0
Drug/Narcotic Offenses	3	0	54	1	1125	339	38	5	6	0	113	6
Sex Offenses, Nonforcible	0	0	0	0	6	1	2	0	0	0	2	0
Pornography	0	0	0	0	2	0	0	0	0	0	0	0
Gambling	0	0	0	0	0	0	0	0	0	0	0	0
Prostitution	0	0	0	0	42	0	0	0	0	0	0	0
Bribery	0	0	0	0	2	0	0	0	0	0	0	0
Weapon Law Violations	0	0	19	0	170	115	6	0	3	0	12	0
TOTAL GROUP A	21	1	227	3	4498	2896	117	8	81	3	434	22
Bad Checks	0	0	67	0	314	0	13	0	15	0	23	0
Curfew/Loitering/Vagrancy	0	0	0	0	2	398	0	0	0	0	0	0
Disorderly Conduct	0	0	2	0	825	286	4	0	0	0	9	0
Driving Under Influence	2	0	55	0	1125	14	100	1	39	1	139	0
Drunkenness	3	0	43	0	35	35	72	3	19	0	139	0
Family Offenses, Nonforcible	0	0	0	0	11	3	2	0	0	0	0	0
Liquor Laws Violations	0	0	4	1	177	129	15	2	0	0	13	2
Peeping Tom	0	0	0	0	4	0	0	0	0	0	0	0
Runaway	0	0	0	0	0	650	0	1	0	0	0	0
Trespass of Real Property	0	0	13	0	183	116	1	0	11	2	17	0
Conspiracy	0	0	2	0	0	0	0	0	2	0	0	0
All Other (except Traffic)	10	0	121	2	3650	385	166	4	81	0	349	16
TOTAL GROUP B	15	0	307	3	6326	2016	373	11	167	3	689	18
GRAND TOTAL	36	1	534	6	10824	4912	490	19	248	6	1123	40

Adult and Juvenile Arrests by County, City and Other

ARRESTS BY OFFENSE	Cumberland		Dickenson		Dinwiddie		Essex		Fairfax		Fauquier	
	Adult	Juv	Adult	Juv	Adult	Juv	Adult	Juv	Adult	Juv	Adult	Juv
Murder	1	0	1	0	0	1	4	0	1	0	3	0
Manslaughter	0	0	0	0	0	0	0	0	0	0	0	0
Kidnaping	0	0	0	0	0	0	0	0	3	0	6	0
Sex Offenses, Forcible	3	2	3	1	6	2	4	0	19	0	9	4
Robbery	0	0	0	0	10	1	0	0	12	3	8	0
Aggravated Assault	8	0	9	2	15	1	8	0	26	3	27	3
Simple Assault/Intimidation	50	3	8	1	35	7	54	10	1054	15	227	22
Arson	0	0	0	0	2	2	0	0	0	0	2	0
Extortion/Blackmail	0	0	0	0	0	0	0	0	0	0	0	0
Burglary	6	0	7	2	23	6	6	10	62	6	24	8
Larceny	17	2	23	11	40	8	37	22	743	26	48	14
Motor Vehicle Theft	3	0	1	0	8	1	9	2	12	0	0	0
Counterfeiting/Forgery	0	0	10	0	24	0	9	0	35	2	11	0
Fraud	1	0	0	0	17	0	10	4	55	0	12	1
Embezzlement	0	0	0	0	3	1	3	0	80	1	9	0
Stolen Property	0	0	0	0	2	0	1	0	9	2	5	1
Vandalism	6	1	4	0	8	2	22	22	64	7	18	3
Drug/Narcotic Offenses	36	8	23	4	34	7	30	3	246	30	212	37
Sex Offenses, Nonforcible	1	0	0	0	2	0	0	0	1	0	3	0
Pornography	0	0	0	0	0	0	0	0	0	0	0	0
Gambling	0	0	0	0	0	0	0	0	0	0	0	0
Prostitution	0	0	0	0	0	0	0	0	17	0	0	0
Bribery	0	0	0	0	0	0	0	0	0	0	0	0
Weapon Law Violations	2	0	1	0	7	0	8	1	53	1	35	2
TOTAL GROUP A	134	16	90	21	236	39	205	74	2492	96	659	95
Bad Checks	24	0	3	0	15	0	86	0	142	1	66	0
Curfew/Loitering/Vagrancy	0	0	0	0	0	0	0	6	3	0	0	0
Disorderly Conduct	6	0	6	0	6	1	29	3	25	10	15	7
Driving Under Influence	48	0	53	0	73	1	40	0	1129	5	359	4
Drunkenness	11	0	64	2	23	0	53	0	364	0	254	0
Family Offenses, Nonforcible	0	0	2	0	3	0	4	0	14	0	1	0
Liquor Laws Violations	4	1	8	0	0	1	30	7	73	12	64	43
Peeping Tom	0	0	0	0	0	0	0	0	12	0	1	0
Runaway	0	0	0	0	0	3	0	0	0	0	0	10
Trespass of Real Property	17	0	0	0	6	0	6	3	119	5	35	5
Conspiracy	1	0	0	0	0	0	0	0	1	0	0	0
All Other (except Traffic)	102	1	36	7	73	3	174	9	1174	53	502	23
TOTAL GROUP B	213	2	172	9	199	9	422	28	3056	86	1297	92
GRAND TOTAL	347	18	262	30	435	48	627	102	5548	182	1956	187

Adult and Juvenile Arrests by County, City and Other

ARRESTS BY OFFENSE	Floyd		Fluvanna		Franklin		Frederick		Giles		Gloucester	
	Adult	Juv	Adult	Juv	Adult	Juv	Adult	Juv	Adult	Juv	Adult	Juv
Murder	0	0	1	0	1	0	1	0	0	0	0	0
Manslaughter	0	0	0	0	0	0	1	0	0	0	0	0
Kidnaping	1	0	1	0	3	0	0	0	2	0	2	0
Sex Offenses, Forcible	7	0	2	3	12	1	11	9	1	0	5	2
Robbery	0	0	1	0	7	0	3	0	2	1	2	0
Aggravated Assault	3	0	13	3	32	2	15	2	6	2	16	3
Simple Assault/Intimidation	0	0	29	19	107	5	262	28	66	2	100	21
Arson	0	0	0	0	0	1	1	0	1	0	1	3
Extortion/Blackmail	0	0	0	1	0	0	0	0	0	0	0	0
Burglary	6	0	3	5	27	11	27	8	1	0	9	4
Larceny	14	3	8	5	71	26	114	39	4	0	32	15
Motor Vehicle Theft	3	0	1	0	12	3	8	12	0	0	2	1
Counterfeiting/Forgery	3	0	3	0	23	4	10	2	2	0	14	0
Fraud	0	0	1	0	11	1	8	0	0	0	5	0
Embezzlement	2	0	0	0	1	0	10	0	1	0	10	0
Stolen Property	0	0	2	0	1	0	10	4	0	0	1	0
Vandalism	8	0	4	4	13	7	26	3	2	0	7	0
Drug/Narcotic Offenses	1	0	23	12	60	10	114	11	13	0	134	14
Sex Offenses, Nonforcible	0	0	0	0	4	0	4	1	0	0	0	0
Pornography	0	0	0	0	0	0	1	0	0	0	0	1
Gambling	0	0	0	0	0	0	0	0	0	0	0	0
Prostitution	0	0	0	0	0	0	0	0	0	0	0	0
Bribery	0	0	0	0	0	0	0	0	0	0	0	0
Weapon Law Violations	5	0	6	2	23	3	27	3	5	0	7	0
TOTAL GROUP A	53	3	98	54	408	74	653	122	106	5	347	64
Bad Checks	45	0	0	0	307	0	174	0	91	0	2	0
Curfew/Loitering/Vagrancy	0	0	0	0	0	0	0	0	0	0	0	0
Disorderly Conduct	0	0	2	0	42	6	6	3	12	0	3	2
Driving Under Influence	30	2	89	3	228	2	230	4	86	1	71	2
Drunkenness	26	0	10	2	201	2	272	14	97	0	40	1
Family Offenses, Nonforcible	1	0	1	0	3	0	2	0	1	0	7	0
Liquor Laws Violations	4	2	12	5	34	16	27	5	26	2	2	4
Peeping Tom	0	0	0	0	1	0	0	0	2	0	0	0
Runaway	0	0	0	0	0	2	0	0	0	0	0	1
Trespass of Real Property	3	0	2	4	109	5	20	2	18	1	8	6
Conspiracy	0	0	0	0	4	0	0	0	0	0	0	0
All Other (except Traffic)	164	15	31	4	799	70	634	41	375	10	69	5
TOTAL GROUP B	273	19	147	18	1728	103	1365	69	708	14	202	21
GRAND TOTAL	326	22	245	72	2136	177	2018	191	814	19	549	85

Adult and Juvenile Arrests by County, City and Other

ARRESTS BY OFFENSE	Goochland		Grayson		Greene		Greenville		Halifax		Hanover	
	Adult	Juv	Adult	Juv	Adult	Juv	Adult	Juv	Adult	Juv	Adult	Juv
Murder	1	0	2	0	0	0	0	0	8	0	0	0
Manslaughter	0	0	0	0	0	0	0	0	0	0	0	0
Kidnaping	0	0	2	0	0	0	0	0	1	1	1	0
Sex Offenses, Forcible	1	0	1	0	3	0	0	0	6	2	12	4
Robbery	1	0	2	0	2	1	0	0	9	3	11	3
Aggravated Assault	22	0	4	0	11	2	18	0	37	0	28	17
Simple Assault/Intimidation	2	0	99	3	42	4	1	0	193	7	218	63
Arson	0	0	1	0	0	0	0	0	1	1	3	3
Extortion/Blackmail	0	0	0	0	0	0	0	0	0	0	0	0
Burglary	2	0	12	0	18	1	2	0	26	7	47	28
Larceny	1	0	16	3	21	3	4	0	73	11	223	88
Motor Vehicle Theft	0	0	3	0	4	1	2	0	4	2	12	9
Counterfeiting/Forgery	0	0	6	1	5	0	1	0	4	0	19	2
Fraud	1	0	2	0	1	0	0	0	5	0	30	2
Embezzlement	0	0	3	0	2	0	0	0	6	0	11	3
Stolen Property	0	0	0	0	2	0	1	0	1	0	5	4
Vandalism	2	0	7	0	3	3	2	0	12	0	27	55
Drug/Narcotic Offenses	7	0	28	0	58	13	25	0	109	10	317	101
Sex Offenses, Nonforcible	1	0	0	0	1	0	0	0	0	0	1	2
Pornography	0	0	0	0	0	0	0	0	0	0	0	0
Gambling	0	0	0	0	0	0	0	0	0	0	0	0
Prostitution	0	0	0	0	0	0	0	0	0	0	0	0
Bribery	0	0	0	0	0	0	0	0	0	0	0	0
Weapon Law Violations	3	0	10	0	2	1	4	0	35	3	34	10
TOTAL GROUP A	44	0	198	7	175	29	60	0	530	47	999	394
Bad Checks	0	0	13	0	0	0	0	0	20	0	45	1
Curfew/Loitering/Vagrancy	0	0	0	0	0	0	0	0	0	8	1	1
Disorderly Conduct	1	1	1	2	8	4	1	0	8	8	8	21
Driving Under Influence	47	0	66	1	144	0	54	0	118	1	281	3
Drunkenness	9	0	50	1	36	1	7	0	50	1	183	7
Family Offenses, Nonforcible	0	0	3	0	0	0	1	0	0	0	3	0
Liquor Laws Violations	0	3	5	5	0	2	1	2	7	4	31	30
Peeping Tom	0	0	0	0	0	0	0	0	0	0	1	0
Runaway	0	0	0	0	0	1	0	0	0	0	0	4
Trespass of Real Property	1	0	25	4	4	2	0	0	18	0	15	21
Conspiracy	0	0	0	0	0	0	0	0	1	0	2	0
All Other (except Traffic)	246	1	133	4	16	2	20	0	456	11	384	48
TOTAL GROUP B	304	5	296	17	208	12	84	2	678	33	954	136
GRAND TOTAL	348	5	494	24	383	41	144	2	1208	80	1953	530

Adult and Juvenile Arrests by County, City and Other

ARRESTS BY OFFENSE	Henrico		Henry		Highland		Isle of Wight		James City		King & Queen	
	Adult	Juv	Adult	Juv	Adult	Juv	Adult	Juv	Adult	Juv	Adult	Juv
Murder	8	1	9	0	0	0	2	0	5	0	0	0
Manslaughter	0	0	0	0	0	0	0	0	0	0	0	0
Kidnaping	9	1	3	1	0	0	0	0	1	0	0	0
Sex Offenses, Forcible	25	1	10	0	0	0	5	1	15	3	0	0
Robbery	61	16	21	8	0	0	7	0	10	3	0	0
Aggravated Assault	185	43	81	8	0	0	17	2	19	2	0	0
Simple Assault/Intimidation	1027	188	473	43	7	0	123	20	214	69	7	0
Arson	7	26	3	3	0	0	0	0	6	7	0	0
Extortion/Blackmail	0	0	0	0	0	0	0	0	0	3	0	0
Burglary	99	60	60	56	0	0	17	26	16	5	0	0
Larceny	1269	327	129	54	0	0	35	9	103	42	1	0
Motor Vehicle Theft	66	31	17	6	1	0	4	0	13	2	0	0
Counterfeiting/Forgery	59	2	33	0	1	0	8	1	12	0	0	0
Fraud	36	1	37	0	0	0	4	0	11	1	0	0
Embezzlement	6	0	23	0	0	0	2	0	18	4	0	0
Stolen Property	25	2	4	1	0	0	3	2	6	0	0	0
Vandalism	114	61	126	49	0	0	13	3	17	20	0	0
Drug/Narcotic Offenses	789	121	140	9	9	1	42	10	193	37	4	0
Sex Offenses, Nonforcible	3	0	5	0	0	0	0	0	0	0	0	0
Pornography	0	0	0	0	0	0	0	0	0	0	0	0
Gambling	0	1	0	0	0	0	0	0	0	0	0	0
Prostitution	1	0	0	0	0	0	0	0	0	0	0	0
Bribery	0	0	0	0	0	0	0	0	0	0	0	0
Weapon Law Violations	102	35	27	6	0	0	13	2	21	1	1	0
TOTAL GROUP A	3891	917	1201	244	18	1	295	76	680	199	13	0
Bad Checks	39	0	38	0	0	0	52	0	42	0	0	0
Curfew/Loitering/Vagrancy	2	66	1	0	0	0	0	12	0	34	0	0
Disorderly Conduct	48	11	12	7	0	0	3	5	6	27	1	0
Driving Under Influence	735	15	260	5	8	0	112	4	221	1	9	0
Drunkenness	805	13	324	0	0	0	40	1	76	0	3	1
Family Offenses, Nonforcible	23	0	8	0	0	0	0	0	0	0	0	0
Liquor Laws Violations	175	83	7	3	8	2	2	2	28	26	1	2
Peeping Tom	4	0	0	0	0	0	0	0	1	0	0	0
Runaway	0	966	0	6	0	0	0	0	0	0	0	0
Trespass of Real Property	319	61	23	3	0	0	15	2	24	4	0	0
Conspiracy	22	6	4	0	0	0	0	0	0	0	0	0
All Other (except Traffic)	2990	178	634	28	4	1	169	10	467	31	12	3
TOTAL GROUP B	5162	1399	1311	52	20	3	393	36	865	123	26	6
GRAND TOTAL	9053	2316	2512	296	38	4	688	112	1545	322	39	6

Adult and Juvenile Arrests by County, City and Other

ARRESTS BY OFFENSE	King George		King William		Lancaster		Lee		Loudoun		Louisa	
	Adult	Juv	Adult	Juv	Adult	Juv	Adult	Juv	Adult	Juv	Adult	Juv
Murder	2	0	0	0	2	0	2	0	3	0	1	0
Manslaughter	0	0	0	0	0	0	0	0	0	0	0	0
Kidnaping	4	1	1	0	3	0	1	0	9	3	0	0
Sex Offenses, Forcible	1	1	4	1	2	0	3	0	21	1	6	0
Robbery	0	0	1	0	0	0	4	0	7	2	1	0
Aggravated Assault	15	6	3	1	5	0	21	0	82	20	3	1
Simple Assault/Intimidation	97	34	42	9	43	7	193	1	560	56	102	6
Arson	1	4	1	2	1	0	1	0	1	5	1	0
Extortion/Blackmail	0	0	0	0	0	0	0	0	0	0	0	0
Burglary	7	3	14	0	10	4	33	2	31	25	1	1
Larceny	27	10	31	22	28	3	68	0	305	67	11	0
Motor Vehicle Theft	3	1	1	1	6	1	5	0	37	10	2	0
Counterfeiting/Forgery	2	0	9	0	26	0	0	0	50	2	1	0
Fraud	3	0	4	0	7	0	3	0	71	1	3	0
Embezzlement	0	0	4	0	0	0	0	0	49	4	0	0
Stolen Property	4	2	2	0	0	0	0	0	12	0	0	0
Vandalism	10	9	40	32	3	0	12	0	33	21	8	4
Drug/Narcotic Offenses	22	5	34	16	22	2	113	0	331	63	36	0
Sex Offenses, Nonforcible	1	0	0	0	1	0	0	0	0	0	1	0
Pornography	0	0	0	0	0	0	0	0	1	0	0	0
Gambling	0	0	0	0	0	0	0	0	0	0	0	0
Prostitution	0	0	0	0	0	0	0	0	0	0	0	0
Bribery	0	0	0	0	0	0	0	0	0	0	0	0
Weapon Law Violations	10	1	4	2	4	1	0	0	43	12	8	0
TOTAL GROUP A	209	77	195	86	163	18	459	3	1646	292	185	12
Bad Checks	106	0	4	0	86	0	113	0	19	0	1	0
Curfew/Loitering/Vagrancy	0	0	0	0	0	0	0	0	0	33	0	0
Disorderly Conduct	6	20	2	6	5	8	4	0	12	5	18	2
Driving Under Influence	94	0	53	1	15	2	141	2	380	5	67	1
Drunkenness	22	0	37	0	15	0	179	0	372	3	20	0
Family Offenses, Nonforcible	1	0	2	0	1	0	0	0	0	0	0	0
Liquor Laws Violations	21	18	18	6	5	4	12	2	162	61	7	3
Peeping Tom	0	0	0	1	0	0	0	0	3	0	0	0
Runaway	0	5	0	6	0	0	0	0	0	0	0	1
Trespass of Real Property	3	2	8	0	9	1	30	0	78	15	29	0
Conspiracy	0	0	0	0	0	1	1	0	2	0	0	0
All Other (except Traffic)	169	44	69	19	78	6	495	3	407	129	32	3
TOTAL GROUP B	422	89	193	39	214	22	975	7	1435	251	174	10
GRAND TOTAL	631	166	388	125	377	40	1434	10	3081	543	359	22

Adult and Juvenile Arrests by County, City and Other

ARRESTS BY OFFENSE	Lunenburg		Madison		Mathews		Mecklenburg		Middlesex		Montgomery	
	Adult	Juv	Adult	Juv	Adult	Juv	Adult	Juv	Adult	Juv	Adult	Juv
Murder	1	0	0	0	0	0	1	0	0	0	2	0
Manslaughter	0	0	0	0	0	0	0	0	0	0	0	0
Kidnaping	0	0	0	0	0	0	0	0	1	0	5	0
Sex Offenses, Forcible	5	4	4	2	0	0	6	0	0	0	10	4
Robbery	1	1	0	0	0	0	4	0	0	0	10	1
Aggravated Assault	13	3	5	0	2	0	33	5	4	1	39	6
Simple Assault/Intimidation	68	11	51	1	17	1	113	3	15	0	258	18
Arson	3	2	0	0	0	0	0	0	0	0	2	0
Extortion/Blackmail	0	0	0	0	0	0	0	0	0	0	1	0
Burglary	12	6	14	0	1	0	10	1	0	2	26	0
Larceny	15	10	4	0	1	2	73	13	8	1	140	25
Motor Vehicle Theft	8	3	1	5	0	0	19	0	3	2	13	0
Counterfeiting/Forgery	2	0	3	1	0	0	22	0	0	0	14	0
Fraud	21	0	0	0	0	0	4	0	0	0	34	0
Embezzlement	0	0	0	0	0	0	5	0	0	0	8	7
Stolen Property	0	0	0	0	1	0	2	2	0	0	2	5
Vandalism	12	1	2	1	1	0	21	3	1	0	53	35
Drug/Narcotic Offenses	89	4	16	1	14	10	89	5	43	1	257	6
Sex Offenses, Nonforcible	2	0	1	0	0	0	1	0	0	0	1	0
Pornography	0	0	0	0	0	0	0	0	0	0	4	0
Gambling	0	0	0	0	0	0	0	0	0	0	0	0
Prostitution	0	0	0	0	0	0	2	0	0	0	0	0
Bribery	0	0	0	0	0	0	0	0	0	0	0	0
Weapon Law Violations	18	4	9	1	1	0	16	2	2	1	32	2
TOTAL GROUP A	270	49	110	12	38	13	421	34	77	8	911	109
Bad Checks	94	0	48	1	1	0	15	1	0	0	116	1
Curfew/Loitering/Vagrancy	0	0	0	0	0	2	0	0	0	0	0	0
Disorderly Conduct	11	7	9	1	6	0	18	2	2	1	43	6
Driving Under Influence	35	1	36	1	36	4	170	6	34	0	479	8
Drunkenness	6	0	37	0	9	1	75	0	10	0	602	4
Family Offenses, Nonforcible	4	0	0	0	2	0	1	0	0	0	7	0
Liquor Laws Violations	10	3	11	0	6	9	15	7	0	4	269	25
Peeping Tom	0	0	0	0	0	0	0	0	0	0	3	0
Runaway	0	0	0	0	0	0	0	1	0	0	0	2
Trespass of Real Property	9	31	7	1	4	1	9	1	2	0	50	1
Conspiracy	0	0	0	0	0	0	0	0	0	0	0	0
All Other (except Traffic)	164	20	143	5	19	3	116	17	18	0	593	3
TOTAL GROUP B	333	62	291	9	83	20	419	35	66	5	2162	50
GRAND TOTAL	603	111	401	21	121	33	840	69	143	13	3073	159

Adult and Juvenile Arrests by County, City and Other

ARRESTS BY OFFENSE	Nelson		New Kent		Northampton		Northumberland		Nottoway		Orange	
	Adult	Juv	Adult	Juv	Adult	Juv	Adult	Juv	Adult	Juv	Adult	Juv
Murder	1	0	1	1	0	0	0	0	0	0	0	0
Manslaughter	0	0	0	0	0	0	0	0	0	0	0	0
Kidnaping	0	0	1	0	2	0	1	0	1	0	3	0
Sex Offenses, Forcible	1	0	5	2	2	0	0	0	3	0	7	1
Robbery	0	0	0	1	3	4	0	0	2	0	1	0
Aggravated Assault	9	0	12	0	23	1	2	0	13	0	10	6
Simple Assault/Intimidation	42	3	80	17	95	10	13	2	125	2	108	8
Arson	0	0	1	0	0	0	1	0	1	0	0	0
Extortion/Blackmail	0	0	0	0	0	0	0	0	2	0	0	0
Burglary	9	0	3	3	11	4	6	1	9	12	18	2
Larceny	6	2	16	4	57	8	26	5	51	8	19	3
Motor Vehicle Theft	0	1	2	1	7	2	3	0	4	0	3	2
Counterfeiting/Forgery	3	0	5	1	13	0	0	0	4	0	1	0
Fraud	2	0	11	0	1	0	5	0	2	0	2	0
Embezzlement	0	0	1	0	8	1	0	0	5	0	7	0
Stolen Property	0	0	1	0	4	0	0	0	0	0	0	0
Vandalism	2	3	7	2	18	4	6	1	10	1	3	5
Drug/Narcotic Offenses	15	2	42	5	62	1	4	0	35	1	58	3
Sex Offenses, Nonforcible	0	0	0	0	0	0	1	0	0	0	1	0
Pornography	0	0	0	0	0	0	1	0	4	0	0	0
Gambling	0	0	0	0	0	0	0	0	0	0	0	0
Prostitution	0	0	0	0	1	0	0	0	0	0	1	0
Bribery	0	0	1	0	0	0	0	0	0	0	0	0
Weapon Law Violations	5	0	10	1	13	0	2	0	2	0	13	2
TOTAL GROUP A	95	11	199	38	320	35	71	9	273	24	255	32
Bad Checks	6	0	4	0	60	0	39	0	66	0	14	0
Curfew/Loitering/Vagrancy	0	0	0	0	0	0	0	0	0	2	0	0
Disorderly Conduct	2	2	0	0	14	2	4	0	7	0	4	1
Driving Under Influence	22	0	65	1	25	0	40	3	89	3	71	0
Drunkenness	7	0	39	0	30	0	30	1	25	2	104	0
Family Offenses, Nonforcible	0	0	3	3	3	0	5	0	0	0	0	0
Liquor Laws Violations	1	1	14	4	1	1	10	2	12	6	0	0
Peeping Tom	0	0	0	0	0	0	1	0	1	0	0	0
Runaway	0	0	0	3	0	0	0	0	0	0	0	0
Trespass of Real Property	3	1	9	1	12	0	9	0	12	2	11	1
Conspiracy	0	0	1	0	1	0	0	0	0	0	0	0
All Other (except Traffic)	21	4	86	7	89	8	135	5	144	14	72	6
TOTAL GROUP B	62	8	221	19	235	11	273	11	356	29	276	8
GRAND TOTAL	157	19	420	57	555	46	344	20	629	53	531	40

Adult and Juvenile Arrests by County, City and Other

ARRESTS BY OFFENSE	Page		Patrick		Pittsylvania		Powhatan		Prince Edward		Prince George	
	Adult	Juv	Adult	Juv	Adult	Juv	Adult	Juv	Adult	Juv	Adult	Juv
Murder	0	0	0	0	5	0	0	0	2	0	0	0
Manslaughter	0	0	0	0	0	0	0	0	1	0	0	0
Kidnaping	0	0	2	0	4	0	1	0	1	0	5	0
Sex Offenses, Forcible	2	0	25	0	3	0	6	1	5	0	2	0
Robbery	0	0	8	0	2	0	3	0	2	0	2	1
Aggravated Assault	4	1	11	0	23	5	6	2	9	1	5	3
Simple Assault/Intimidation	23	1	122	4	227	14	55	1	85	2	97	16
Arson	0	0	7	0	0	1	0	0	0	0	0	1
Extortion/Blackmail	0	0	0	0	0	0	0	0	0	0	0	0
Burglary	3	0	42	4	26	17	34	0	3	0	4	0
Larceny	2	1	75	0	37	12	5	0	40	26	28	6
Motor Vehicle Theft	0	0	10	0	8	4	4	1	1	0	4	4
Counterfeiting/Forgery	1	0	1	0	3	0	4	0	10	1	1	0
Fraud	1	0	0	0	5	0	2	0	3	0	3	0
Embezzlement	0	0	2	0	2	0	0	0	0	0	2	0
Stolen Property	0	0	0	0	2	0	0	0	0	0	3	0
Vandalism	1	3	11	1	6	4	1	0	10	5	2	2
Drug/Narcotic Offenses	23	1	29	0	108	7	37	3	48	0	154	28
Sex Offenses, Nonforcible	0	0	0	0	5	0	0	0	0	0	0	0
Pornography	0	0	0	0	1	0	0	0	0	0	0	0
Gambling	0	0	0	0	0	0	0	0	0	0	0	0
Prostitution	0	0	0	0	0	0	0	0	0	0	0	0
Bribery	0	0	0	0	0	0	0	0	0	0	0	0
Weapon Law Violations	3	3	18	0	14	1	8	0	21	1	6	2
TOTAL GROUP A	63	10	363	9	481	65	166	8	241	36	318	63
Bad Checks	2	0	68	0	108	0	8	0	53	0	4	0
Curfew/Loitering/Vagrancy	0	0	0	0	0	0	0	0	0	0	0	34
Disorderly Conduct	5	0	19	0	6	13	3	1	18	0	10	4
Driving Under Influence	60	2	71	1	119	1	91	2	101	1	131	1
Drunkenness	27	0	89	0	78	0	3	0	108	1	36	0
Family Offenses, Nonforcible	0	0	0	0	10	0	1	0	1	0	1	0
Liquor Laws Violations	7	4	4	1	22	7	1	0	42	5	37	9
Peeping Tom	0	0	0	0	0	0	0	0	1	0	0	0
Runaway	0	0	0	1	0	1	0	0	0	0	0	0
Trespass of Real Property	1	0	9	0	40	3	6	0	12	0	19	11
Conspiracy	1	0	0	0	0	0	1	0	1	0	0	0
All Other (except Traffic)	19	2	222	0	736	41	25	3	156	0	125	17
TOTAL GROUP B	122	8	482	3	1119	66	139	6	493	7	363	76
GRAND TOTAL	185	18	845	12	1600	131	305	14	734	43	681	139

Adult and Juvenile Arrests by County, City and Other

ARRESTS BY OFFENSE	Prince William		Pulaski		Rappahannock		Richmond		Roanoke		Rockbridge	
	Adult	Juv	Adult	Juv	Adult	Juv	Adult	Juv	Adult	Juv	Adult	Juv
Murder	9	0	3	0	1	0	1	0	0	0	0	0
Manslaughter	0	1	0	0	0	0	0	0	0	0	0	0
Kidnaping	10	0	1	0	0	0	0	0	4	0	1	0
Sex Offenses, Forcible	36	18	9	1	2	1	2	0	16	2	4	0
Robbery	40	22	7	0	0	0	1	0	12	1	6	4
Aggravated Assault	169	29	21	4	2	0	6	1	18	1	0	0
Simple Assault/Intimidation	1379	210	174	13	22	2	34	2	415	41	19	1
Arson	7	8	0	0	0	0	0	0	2	0	0	0
Extortion/Blackmail	0	0	0	0	0	0	0	0	0	0	0	0
Burglary	137	91	37	3	3	1	3	2	33	1	2	0
Larceny	706	144	103	10	3	1	12	0	145	21	7	1
Motor Vehicle Theft	54	22	5	0	0	0	1	1	13	5	3	1
Counterfeiting/Forgery	94	7	22	1	2	0	2	0	48	1	3	0
Fraud	150	11	8	0	0	0	2	0	56	3	3	0
Embezzlement	112	3	9	0	0	0	0	0	12	1	2	0
Stolen Property	28	4	5	0	0	0	3	0	2	1	0	0
Vandalism	110	37	16	0	3	5	1	0	19	11	1	0
Drug/Narcotic Offenses	1332	139	99	4	22	0	23	0	289	18	55	4
Sex Offenses, Nonforcible	5	1	3	0	4	0	2	0	0	0	0	0
Pornography	0	0	0	0	0	0	0	0	0	0	0	0
Gambling	3	0	0	0	0	0	0	0	0	0	0	0
Prostitution	1	1	0	0	0	0	0	0	1	0	0	0
Bribery	1	0	0	0	0	0	0	0	0	0	0	0
Weapon Law Violations	153	39	16	1	5	1	4	0	40	5	5	0
TOTAL GROUP A	4536	787	538	37	69	11	97	6	1125	112	111	11
Bad Checks	125	0	97	0	17	0	27	0	158	0	16	0
Curfew/Loitering/Vagrancy	6	90	0	0	0	0	0	0	0	3	0	0
Disorderly Conduct	53	67	17	3	1	1	7	0	50	12	0	0
Driving Under Influence	1613	30	146	1	41	1	21	0	335	4	62	1
Drunkenness	641	30	339	0	20	0	11	0	197	3	17	0
Family Offenses, Nonforcible	15	0	1	0	0	1	0	0	19	0	1	0
Liquor Laws Violations	100	21	7	5	8	3	1	0	73	22	8	1
Peeping Tom	5	0	0	0	0	0	0	0	0	0	0	0
Runaway	0	197	0	0	0	0	0	0	0	5	0	6
Trespass of Real Property	121	20	62	3	2	0	1	0	71	4	1	0
Conspiracy	0	0	0	0	0	0	0	0	0	0	0	0
All Other (except Traffic)	1869	159	644	31	21	7	92	1	1418	111	37	2
TOTAL GROUP B	4548	614	1313	43	110	13	160	1	2321	164	142	10
GRAND TOTAL	9084	1401	1851	80	179	24	257	7	3446	276	253	21

Adult and Juvenile Arrests by County, City and Other

ARRESTS BY OFFENSE	Rockingham		Russell		Scott		Shenandoah		Smyth		Southampton	
	Adult	Juv	Adult	Juv	Adult	Juv	Adult	Juv	Adult	Juv	Adult	Juv
Murder	0	0	0	0	1	0	1	0	0	0	0	0
Manslaughter	0	0	0	0	0	0	0	0	0	0	0	0
Kidnaping	2	0	0	0	1	0	1	0	0	0	0	0
Sex Offenses, Forcible	8	1	4	0	4	1	5	0	6	3	0	0
Robbery	2	0	3	0	1	0	1	0	0	0	0	0
Aggravated Assault	6	2	6	0	13	1	23	8	34	4	6	0
Simple Assault/Intimidation	77	3	93	0	141	7	183	24	236	7	32	0
Arson	1	0	0	0	6	0	1	2	0	1	0	0
Extortion/Blackmail	0	0	0	0	0	0	0	0	0	0	0	0
Burglary	12	2	11	0	25	2	15	13	17	4	2	0
Larceny	42	13	28	0	44	1	64	18	61	19	5	0
Motor Vehicle Theft	2	2	0	0	4	1	8	4	15	2	0	0
Counterfeiting/Forgery	11	0	11	0	5	0	16	2	20	3	1	0
Fraud	11	1	2	0	13	0	20	1	17	0	0	0
Embezzlement	6	0	0	0	1	0	5	0	1	0	0	0
Stolen Property	8	3	3	0	1	0	4	1	0	0	0	0
Vandalism	25	7	9	1	17	1	23	6	43	13	3	0
Drug/Narcotic Offenses	143	17	27	2	23	8	93	12	139	3	22	0
Sex Offenses, Nonforcible	0	0	1	0	0	0	2	1	0	0	0	0
Pornography	0	0	0	0	0	0	0	0	0	0	0	0
Gambling	0	0	0	0	0	0	0	0	0	0	0	0
Prostitution	0	0	0	0	0	0	0	0	0	0	0	0
Bribery	0	0	0	0	0	0	0	0	3	0	0	0
Weapon Law Violations	20	1	2	2	13	0	23	4	26	3	6	0
TOTAL GROUP A	376	52	200	5	313	22	488	96	618	62	77	0
Bad Checks	6	0	1	0	21	0	153	0	175	0	0	0
Curfew/Loitering/Vagrancy	0	0	0	0	0	0	0	7	2	0	0	0
Disorderly Conduct	1	1	3	0	4	0	9	6	11	3	1	0
Driving Under Influence	139	1	53	0	71	0	172	0	164	4	58	0
Drunkenness	32	0	82	2	79	0	155	2	169	0	9	0
Family Offenses, Nonforcible	4	0	0	0	1	0	1	0	9	0	0	0
Liquor Laws Violations	31	12	6	2	1	0	56	25	61	28	0	0
Peeping Tom	0	0	0	0	0	0	1	0	0	0	0	0
Runaway	0	0	0	1	0	1	0	1	0	0	0	0
Trespass of Real Property	3	0	1	0	23	0	23	2	30	0	4	0
Conspiracy	0	0	1	0	0	0	0	0	0	0	0	0
All Other (except Traffic)	111	26	216	0	152	9	663	32	353	22	41	0
TOTAL GROUP B	327	40	363	5	352	10	1233	75	974	57	113	0
GRAND TOTAL	703	92	563	10	665	32	1721	171	1592	119	190	0

Adult and Juvenile Arrests by County, City and Other

ARRESTS BY OFFENSE	Spotsylvania		Stafford		Surry		Sussex		Tazewell		Warren	
	Adult	Juv	Adult	Juv	Adult	Juv	Adult	Juv	Adult	Juv	Adult	Juv
Murder	1	0	1	0	0	0	4	0	1	0	0	0
Manslaughter	0	0	0	0	0	0	0	0	0	0	0	0
Kidnaping	4	1	3	0	0	0	1	0	4	0	0	0
Sex Offenses, Forcible	9	4	28	2	3	0	2	1	15	0	11	1
Robbery	6	2	10	3	1	0	3	0	5	0	4	0
Aggravated Assault	30	7	36	4	19	4	23	2	239	5	6	1
Simple Assault/Intimidation	375	45	659	137	63	8	94	12	282	16	212	10
Arson	5	0	0	7	1	0	2	0	6	2	0	0
Extortion/Blackmail	0	0	0	1	0	0	0	0	0	0	0	0
Burglary	36	12	29	18	3	0	7	0	48	12	8	6
Larceny	244	41	212	59	7	0	22	4	238	36	89	13
Motor Vehicle Theft	0	1	25	20	3	0	2	1	16	2	5	3
Counterfeiting/Forgery	18	0	33	0	5	0	18	3	93	0	21	1
Fraud	40	3	21	0	2	0	3	1	49	0	4	1
Embezzlement	34	1	12	0	0	0	0	0	4	0	4	0
Stolen Property	16	0	7	0	2	0	0	0	9	0	0	0
Vandalism	72	21	78	28	6	4	27	6	37	6	21	7
Drug/Narcotic Offenses	223	37	485	106	10	2	29	4	93	16	95	6
Sex Offenses, Nonforcible	2	0	0	0	2	0	0	0	0	0	3	0
Pornography	0	0	2	0	0	0	0	0	0	0	0	0
Gambling	0	0	0	0	0	0	0	0	1	0	0	0
Prostitution	0	0	1	0	0	0	0	0	0	0	0	0
Bribery	0	0	0	0	1	0	0	0	0	0	0	0
Weapon Law Violations	26	10	56	6	1	0	11	0	21	0	18	3
TOTAL GROUP A	1141	185	1698	391	129	18	248	34	1161	95	501	52
Bad Checks	193	0	442	0	25	0	25	0	376	4	223	1
Curfew/Loitering/Vagrancy	0	0	0	0	0	0	0	0	0	0	0	16
Disorderly Conduct	11	24	18	31	0	0	20	6	18	1	50	1
Driving Under Influence	323	3	668	17	15	0	55	0	178	3	155	5
Drunkenness	208	1	304	7	12	0	37	0	234	4	280	14
Family Offenses, Nonforcible	21	0	4	0	5	0	1	0	20	0	19	1
Liquor Laws Violations	46	13	111	97	0	0	11	1	10	8	15	8
Peeping Tom	1	0	2	0	0	0	0	0	0	0	0	0
Runaway	0	0	0	158	0	0	0	3	0	1	0	30
Trespass of Real Property	37	3	36	9	7	0	18	3	54	0	43	21
Conspiracy	0	1	0	0	0	0	4	0	0	0	2	0
All Other (except Traffic)	607	67	1320	195	73	7	131	2	761	23	882	79
TOTAL GROUP B	1447	112	2905	514	137	7	302	15	1651	44	1669	176
GRAND TOTAL	2588	297	4603	905	266	25	550	49	2812	139	2170	228

Adult and Juvenile Arrests by County, City and Other

ARRESTS BY OFFENSE	Washington		Westmoreland		Wise		Wythe		York		Total County	
	Adult	Juv	Adult	Juv	Adult	Juv	Adult	Juv	Adult	Juv	Adult	Juv
Murder	1	1	0	0	3	0	1	1	0	0	126	5
Manslaughter	0	0	0	0	0	0	0	0	0	0	2	1
Kidnaping	2	0	0	0	5	0	0	0	6	1	227	17
Sex Offenses, Forcible	3	0	6	0	10	0	16	0	12	4	713	175
Robbery	2	1	5	1	9	0	0	0	11	4	488	132
Aggravated Assault	46	0	21	0	68	2	23	2	8	7	2432	343
Simple Assault/Intimidation	181	6	85	14	434	24	132	13	152	41	16921	2827
Arson	0	0	1	0	2	0	1	0	1	3	107	123
Extortion/Blackmail	0	0	0	0	1	0	0	0	0	0	19	7
Burglary	6	0	9	0	15	1	25	5	7	18	1811	770
Larceny	107	2	22	13	121	29	102	8	120	20	9152	2582
Motor Vehicle Theft	3	0	5	2	19	2	5	0	1	4	599	215
Counterfeiting/Forgery	5	0	5	0	20	0	22	0	9	1	1489	78
Fraud	20	0	9	0	17	0	15	0	7	0	1574	135
Embezzlement	5	3	1	0	2	0	3	0	13	2	750	51
Stolen Property	0	0	6	0	5	1	4	0	3	0	287	62
Vandalism	11	0	11	9	41	1	27	5	10	3	1911	926
Drug/Narcotic Offenses	34	9	39	4	79	10	161	6	350	39	11374	1591
Sex Offenses, Nonforcible	0	0	0	0	0	1	1	0	0	0	92	8
Pornography	0	0	0	0	0	1	1	0	0	0	20	2
Gambling	0	0	0	0	0	0	0	0	0	0	5	1
Prostitution	0	0	0	0	0	0	0	0	0	0	93	1
Bribery	0	0	0	0	0	0	0	0	0	0	8	0
Weapon Law Violations	7	2	10	1	24	1	31	4	14	9	1674	339
TOTAL GROUP A	433	24	235	44	875	73	570	44	724	156	51874	10391
Bad Checks	15	0	60	0	52	0	24	0	9	0	6125	13
Curfew/Loitering/Vagrancy	0	0	0	3	0	0	0	0	0	0	18	724
Disorderly Conduct	3	3	7	2	23	7	16	6	3	4	1822	734
Driving Under Influence	163	5	71	2	233	6	156	2	215	5	16041	253
Drunkenness	149	1	80	1	482	7	203	1	82	3	11208	185
Family Offenses, Nonforcible	8	1	1	0	5	0	3	0	2	0	308	10
Liquor Laws Violations	3	2	12	8	40	14	23	8	11	11	2346	1032
Peeping Tom	1	0	0	0	0	0	0	0	0	0	54	2
Runaway	0	3	0	0	0	0	0	0	0	4	0	2282
Trespass of Real Property	25	1	11	1	42	3	20	0	7	0	2408	433
Conspiracy	0	0	2	0	2	0	5	0	0	0	67	8
All Other (except Traffic)	121	50	272	58	697	17	332	14	68	7	33390	2868
TOTAL GROUP B	488	66	516	75	1576	54	782	31	397	34	73787	8544
GRAND TOTAL	921	90	751	119	2451	127	1352	75	1121	190	125661	18935

Adult and Juvenile Arrests by County, City and Other

ARRESTS BY OFFENSE	Alexandria		Bedford		Bristol		Buena Vista		Charlottesville		Chesapeake	
	Adult	Juv	Adult	Juv	Adult	Juv	Adult	Juv	Adult	Juv	Adult	Juv
Murder	0	0	0	0	2	0	0	0	3	0	0	0
Manslaughter	0	0	0	0	0	0	0	0	0	0	0	0
Kidnaping	3	0	2	0	9	0	0	0	3	0	0	0
Sex Offenses, Forcible	8	2	3	1	10	0	4	1	17	1	0	0
Robbery	20	18	0	0	6	1	0	0	14	4	0	0
Aggravated Assault	63	9	10	7	27	4	11	1	58	4	0	0
Simple Assault/Intimidation	371	66	97	19	202	12	17	3	527	37	1	0
Arson	1	2	0	0	0	0	0	0	6	0	0	0
Extortion/Blackmail	0	0	0	0	0	0	0	0	3	0	0	0
Burglary	20	2	7	3	24	1	5	3	39	3	0	0
Larceny	308	58	20	12	147	9	2	0	113	17	0	0
Motor Vehicle Theft	12	12	1	0	6	1	1	0	1	3	0	0
Counterfeiting/Forgery	28	0	29	1	50	1	2	0	61	0	1	0
Fraud	72	3	4	0	43	0	1	0	64	0	1	0
Embezzlement	21	1	3	0	5	0	1	0	17	0	0	0
Stolen Property	2	3	2	1	4	0	0	0	7	0	0	0
Vandalism	41	12	13	3	12	7	3	2	71	6	0	0
Drug/Narcotic Offenses	214	22	121	0	118	3	10	1	294	39	22	2
Sex Offenses, Nonforcible	1	0	0	0	1	0	0	0	2	1	0	0
Pornography	0	0	0	0	0	0	0	0	0	0	0	0
Gambling	4	1	0	0	0	0	0	0	0	0	0	0
Prostitution	5	1	0	0	0	0	0	0	0	0	0	0
Bribery	0	0	0	0	0	0	0	0	1	0	0	0
Weapon Law Violations	8	3	2	1	12	2	0	0	42	5	3	0
TOTAL GROUP A	1202	215	314	48	678	41	57	11	1343	120	28	2
Bad Checks	22	0	43	0	28	2	7	0	748	0	0	0
Curfew/Loitering/Vagrancy	34	0	0	1	0	0	0	0	0	12	0	0
Disorderly Conduct	109	5	5	1	13	1	1	0	42	7	0	0
Driving Under Influence	273	2	38	1	148	1	19	1	201	4	55	0
Drunkenness	745	2	38	0	396	0	16	1	435	1	2	0
Family Offenses, Nonforcible	2	0	2	0	2	0	0	0	1	0	0	0
Liquor Laws Violations	628	19	10	9	38	9	1	1	26	8	0	0
Peeping Tom	1	0	0	0	0	0	0	0	0	0	0	0
Runaway	0	11	0	0	0	0	0	0	0	0	0	0
Trespass of Real Property	141	7	28	4	24	1	1	0	139	9	0	0
Conspiracy	0	0	0	0	0	0	0	0	0	0	0	0
All Other (except Traffic)	406	55	143	21	158	8	39	0	1177	145	32	3
TOTAL GROUP B	2361	101	307	37	807	22	84	3	2769	186	89	3
GRAND TOTAL	3563	316	621	85	1485	63	141	14	4112	306	117	5

Adult and Juvenile Arrests by County, City and Other

ARRESTS BY OFFENSE	Clifton Forge		Colonial Heights		Covington		Danville		Emporia		Fairfax	
	Adult	Juv	Adult	Juv	Adult	Juv	Adult	Juv	Adult	Juv	Adult	Juv
Murder	0	0	0	0	0	0	0	0	1	0	0	0
Manslaughter	0	0	0	0	0	0	1	0	0	0	0	0
Kidnaping	0	0	0	0	0	0	0	0	1	1	0	0
Sex Offenses, Forcible	1	0	0	0	0	0	5	1	1	1	3	0
Robbery	0	0	8	0	0	0	13	0	6	4	0	0
Aggravated Assault	7	1	22	5	2	0	27	0	35	10	17	0
Simple Assault/Intimidation	25	2	165	49	23	2	753	40	104	20	54	0
Arson	0	0	1	9	0	1	0	0	0	2	1	0
Extortion/Blackmail	0	0	2	0	0	0	0	0	0	0	0	0
Burglary	3	0	14	12	3	2	11	3	5	17	5	0
Larceny	5	1	275	206	33	6	348	26	76	57	30	2
Motor Vehicle Theft	1	0	1	0	0	2	3	2	22	6	0	0
Counterfeiting/Forgery	0	0	27	3	4	0	16	0	21	0	0	0
Fraud	1	0	28	2	2	0	45	2	9	2	5	0
Embezzlement	0	0	37	3	0	0	15	0	3	0	2	0
Stolen Property	0	0	6	2	1	0	0	1	1	0	0	0
Vandalism	1	2	20	12	0	1	73	5	18	7	4	0
Drug/Narcotic Offenses	6	3	151	21	14	0	175	7	110	6	20	0
Sex Offenses, Nonforcible	0	0	0	0	0	0	0	0	0	0	0	0
Pornography	0	0	0	0	0	0	0	0	0	0	0	0
Gambling	0	0	0	0	0	0	1	0	0	0	0	0
Prostitution	0	0	0	0	0	0	6	0	0	0	0	0
Bribery	0	0	0	0	0	0	0	0	0	0	0	0
Weapon Law Violations	2	1	28	3	8	0	70	6	16	1	6	0
TOTAL GROUP A	52	10	785	327	90	14	1562	93	429	134	147	2
Bad Checks	0	0	28	0	0	0	199	0	27	0	0	0
Curfew/Loitering/Vagrancy	0	3	0	24	0	0	0	108	0	42	0	0
Disorderly Conduct	14	1	24	7	3	1	71	26	34	7	2	2
Driving Under Influence	5	0	182	2	57	4	357	4	117	2	59	3
Drunkenness	58	0	85	3	78	2	687	8	106	0	65	0
Family Offenses, Nonforcible	0	0	1	0	0	0	1	0	2	0	0	0
Liquor Laws Violations	6	2	45	12	2	7	25	8	12	8	1	3
Peeping Tom	0	0	1	0	0	0	0	0	1	0	0	0
Runaway	0	0	0	41	0	1	0	0	0	1	0	0
Trespass of Real Property	7	0	38	16	2	0	207	21	36	9	7	0
Conspiracy	0	0	0	0	0	0	0	0	0	0	0	0
All Other (except Traffic)	78	2	730	40	43	3	2192	225	149	14	62	20
TOTAL GROUP B	168	8	1134	145	185	18	3739	400	484	83	196	28
GRAND TOTAL	220	18	1919	472	275	32	5301	493	913	217	343	30

Adult and Juvenile Arrests by County, City and Other

ARRESTS BY OFFENSE	Falls Church		Franklin		Fredericksburg		Galax		Hampton		Harrisonburg	
	Adult	Juv	Adult	Juv	Adult	Juv	Adult	Juv	Adult	Juv	Adult	Juv
Murder	0	0	0	0	0	0	3	0	6	3	6	0
Manslaughter	0	0	0	0	0	0	0	0	0	0	1	0
Kidnaping	0	0	1	0	0	0	0	0	25	0	0	0
Sex Offenses, Forcible	0	0	2	0	7	1	1	0	36	7	9	2
Robbery	0	1	5	2	5	1	1	0	92	5	17	7
Aggravated Assault	0	0	11	0	44	1	12	0	114	12	30	0
Simple Assault/Intimidation	2	0	114	3	176	8	82	3	846	62	168	9
Arson	0	0	0	0	1	0	0	0	2	1	4	6
Extortion/Blackmail	0	0	0	0	0	0	0	0	0	0	0	0
Burglary	0	1	9	4	11	0	3	0	62	21	15	4
Larceny	5	1	53	4	124	32	51	21	410	78	67	17
Motor Vehicle Theft	2	0	5	2	0	0	3	0	29	17	8	3
Counterfeiting/Forgery	0	0	5	0	20	0	21	0	79	2	27	1
Fraud	1	0	5	0	22	0	13	0	101	2	37	1
Embezzlement	1	0	10	0	16	0	1	0	71	2	13	1
Stolen Property	0	0	5	0	10	0	2	1	38	16	10	3
Vandalism	0	0	17	2	22	2	7	6	38	9	25	3
Drug/Narcotic Offenses	1	0	77	6	337	29	15	1	699	47	234	8
Sex Offenses, Nonforcible	0	0	1	0	0	0	0	0	4	0	2	0
Pornography	0	0	0	0	0	0	0	0	5	0	0	0
Gambling	0	0	0	0	0	0	0	0	0	0	0	0
Prostitution	0	0	0	0	2	0	0	0	7	0	0	0
Bribery	0	0	0	0	0	0	0	0	0	0	0	0
Weapon Law Violations	0	0	10	4	20	2	4	2	125	17	8	0
TOTAL GROUP A	12	3	330	27	817	76	219	34	2789	301	681	65
Bad Checks	1	0	31	0	131	0	152	0	80	0	2	0
Curfew/Loitering/Vagrancy	0	0	0	6	0	0	0	1	0	83	0	0
Disorderly Conduct	0	0	4	0	74	1	15	3	16	6	3	0
Driving Under Influence	1	0	35	0	71	0	52	0	421	0	35	0
Drunkenness	6	0	48	0	482	5	77	3	679	2	18	2
Family Offenses, Nonforcible	0	0	1	0	14	0	3	0	12	0	6	0
Liquor Laws Violations	0	1	16	1	63	5	40	25	13	6	18	3
Peeping Tom	0	0	0	0	0	0	0	0	2	0	0	0
Runaway	0	0	0	0	0	0	0	0	0	126	0	1
Trespass of Real Property	1	0	17	1	65	5	18	1	144	11	4	2
Conspiracy	0	0	0	0	0	0	0	0	0	0	4	0
All Other (except Traffic)	0	0	156	1	736	84	79	7	2952	46	127	8
TOTAL GROUP B	9	1	308	9	1636	100	436	40	4319	280	217	16
GRAND TOTAL	21	4	638	36	2453	176	655	74	7108	581	898	81

Adult and Juvenile Arrests by County, City and Other

ARRESTS BY OFFENSE	Hopewell		Lexington		Lynchburg		Manassas		Manassas Park		Martinsville	
	Adult	Juv	Adult	Juv	Adult	Juv	Adult	Juv	Adult	Juv	Adult	Juv
Murder	0	0	0	0	8	0	0	0	0	0	1	1
Manslaughter	0	0	0	0	0	0	0	0	0	0	0	0
Kidnaping	4	0	1	0	22	2	1	0	0	1	2	0
Sex Offenses, Forcible	8	1	1	0	17	4	2	1	2	0	9	2
Robbery	20	4	0	0	14	5	13	1	1	0	15	5
Aggravated Assault	40	4	3	0	46	0	21	3	5	1	19	5
Simple Assault/Intimidation	313	0	20	2	757	56	119	5	44	7	182	15
Arson	0	1	0	0	3	4	0	0	0	1	2	2
Extortion/Blackmail	1	0	0	0	0	0	0	0	0	0	0	0
Burglary	26	6	0	0	25	7	5	0	7	8	20	15
Larceny	94	9	8	0	368	145	64	14	15	48	121	11
Motor Vehicle Theft	1	0	0	0	0	0	9	0	6	8	8	6
Counterfeiting/Forgery	6	0	1	0	53	1	7	1	3	0	55	1
Fraud	12	0	0	0	68	2	21	1	7	0	31	0
Embezzlement	9	0	0	0	21	0	7	0	2	1	8	0
Stolen Property	8	0	0	0	14	1	3	1	0	0	1	0
Vandalism	21	1	3	0	59	12	14	2	11	10	26	24
Drug/Narcotic Offenses	177	16	17	3	457	36	122	3	32	9	71	7
Sex Offenses, Nonforcible	0	0	0	0	2	0	0	0	0	0	0	0
Pornography	0	0	0	0	0	0	0	0	0	0	0	0
Gambling	0	0	0	0	0	0	0	0	0	0	0	0
Prostitution	1	0	0	0	16	0	0	0	0	0	0	0
Bribery	0	0	0	0	0	0	0	0	0	0	0	0
Weapon Law Violations	19	0	2	1	57	10	13	2	10	4	15	2
TOTAL GROUP A	760	42	56	6	2007	285	421	34	145	98	586	96
Bad Checks	58	0	0	0	146	0	29	0	15	0	57	0
Curfew/Loitering/Vagrancy	1	71	0	1	4	0	0	0	0	0	0	0
Disorderly Conduct	14	2	2	0	81	13	66	3	11	5	64	9
Driving Under Influence	9	0	72	0	412	3	272	1	104	3	89	0
Drunkenness	93	0	61	1	556	0	417	2	59	0	161	2
Family Offenses, Nonforcible	8	1	0	0	7	1	0	0	0	0	0	0
Liquor Laws Violations	14	8	19	2	339	23	98	16	2	6	26	15
Peeping Tom	0	0	1	0	2	0	0	0	0	0	0	0
Runaway	0	0	0	1	0	72	0	1	0	0	0	0
Trespass of Real Property	60	1	9	0	437	45	51	3	7	0	36	1
Conspiracy	0	0	0	0	0	0	0	0	0	0	0	0
All Other (except Traffic)	238	26	17	1	1653	121	489	54	156	22	302	44
TOTAL GROUP B	495	109	181	6	3637	278	1422	80	354	36	735	71
GRAND TOTAL	1255	151	237	12	5644	563	1843	114	499	134	1321	167

Adult and Juvenile Arrests by County, City and Other

ARRESTS BY OFFENSE	Newport News		Norfolk		Norton		Petersburg		Poquoson		Portsmouth	
	Adult	Juv	Adult	Juv	Adult	Juv	Adult	Juv	Adult	Juv	Adult	Juv
Murder	16	6	15	0	0	0	10	0	1	0	15	0
Manslaughter	0	0	0	1	0	0	0	0	0	0	0	0
Kidnaping	44	1	35	1	0	0	0	0	0	0	49	2
Sex Offenses, Forcible	65	23	53	12	2	0	6	2	0	0	27	1
Robbery	88	36	56	4	0	0	13	5	0	0	41	8
Aggravated Assault	232	46	70	12	7	2	36	1	3	2	118	10
Simple Assault/Intimidation	1360	250	719	25	36	4	174	11	22	5	1243	60
Arson	6	17	1	0	0	0	0	0	1	0	0	0
Extortion/Blackmail	0	0	0	0	0	0	0	0	0	0	0	0
Burglary	123	93	64	3	2	2	16	5	0	2	70	2
Larceny	460	216	837	169	63	13	33	3	27	15	340	10
Motor Vehicle Theft	53	68	3	0	2	0	5	3	3	2	4	4
Counterfeiting/Forgery	65	3	90	0	3	0	10	2	5	0	39	0
Fraud	96	7	48	1	2	0	0	0	2	0	16	0
Embezzlement	56	5	30	0	0	0	7	0	29	0	8	0
Stolen Property	38	21	33	2	0	0	15	6	1	0	28	1
Vandalism	104	71	45	17	5	0	18	1	7	0	67	7
Drug/Narcotic Offenses	1356	165	1086	34	28	4	203	11	23	12	985	22
Sex Offenses, Nonforcible	2	2	9	1	0	0	1	0	0	0	3	0
Pornography	0	0	0	0	0	0	0	0	0	0	0	0
Gambling	0	0	2	0	0	0	8	0	0	0	1	0
Prostitution	34	0	132	0	0	0	3	0	0	0	39	0
Bribery	0	0	0	0	0	0	0	0	0	0	0	0
Weapon Law Violations	133	44	64	8	5	2	20	3	7	0	85	5
TOTAL GROUP A	4331	1074	3392	290	155	27	578	53	131	38	3178	132
Bad Checks	0	0	190	0	0	0	20	0	2	0	50	0
Curfew/Loitering/Vagrancy	1	177	0	0	0	0	2	6	0	9	0	19
Disorderly Conduct	87	35	1047	60	0	0	77	3	0	0	69	1
Driving Under Influence	303	11	798	1	83	1	59	0	36	0	264	0
Drunkenness	858	4	2061	4	118	1	44	3	17	3	357	0
Family Offenses, Nonforcible	162	4	212	1	9	0	0	0	0	0	107	0
Liquor Laws Violations	27	66	1656	31	49	12	42	3	21	9	62	8
Peeping Tom	8	2	3	0	0	0	1	0	0	0	1	0
Runaway	0	241	0	142	0	0	0	9	0	0	0	0
Trespass of Real Property	269	143	1311	93	0	0	64	7	2	0	558	5
Conspiracy	2	1	0	0	0	0	0	0	0	0	0	0
All Other (except Traffic)	671	420	6812	1480	170	6	488	19	26	11	2662	17
TOTAL GROUP B	2388	1104	14090	1812	429	20	797	50	104	32	4130	50
GRAND TOTAL	6719	2178	17482	2102	584	47	1375	103	235	70	7308	182

Adult and Juvenile Arrests by County, City and Other

ARRESTS BY OFFENSE	Radford		Richmond		Roanoke		Salem		Staunton		Suffolk	
	Adult	Juv	Adult	Juv	Adult	Juv	Adult	Juv	Adult	Juv	Adult	Juv
Murder	0	0	39	2	0	0	1	0	1	0	1	0
Manslaughter	0	0	0	0	0	0	0	0	0	0	1	0
Kidnaping	0	0	45	0	0	0	1	0	3	0	14	0
Sex Offenses, Forcible	0	0	58	15	1	0	1	1	9	7	17	0
Robbery	0	0	151	18	0	0	4	0	3	1	8	0
Aggravated Assault	0	0	429	39	2	0	6	0	26	3	46	1
Simple Assault/Intimidation	0	0	1350	489	4	0	176	22	322	34	442	17
Arson	0	0	7	10	0	0	1	3	0	0	2	0
Extortion/Blackmail	0	0	0	0	0	0	0	0	0	0	0	0
Burglary	0	0	147	26	2	0	11	13	18	10	20	1
Larceny	0	0	407	86	43	0	99	38	125	43	152	21
Motor Vehicle Theft	0	0	142	89	0	1	15	4	11	4	4	0
Counterfeiting/Forgery	2	0	55	3	1	0	62	5	40	1	11	0
Fraud	1	0	16	2	7	0	56	2	33	0	13	1
Embezzlement	0	0	6	0	6	0	11	2	11	0	12	0
Stolen Property	0	0	0	2	1	0	4	0	2	3	7	1
Vandalism	0	0	135	89	0	0	22	19	35	13	31	1
Drug/Narcotic Offenses	3	0	853	128	80	1	97	16	62	2	148	17
Sex Offenses, Nonforcible	0	0	4	0	0	0	0	0	0	0	2	0
Pornography	0	0	0	0	1	0	0	0	0	0	0	0
Gambling	0	0	1	5	0	0	0	0	0	0	0	0
Prostitution	0	0	65	0	20	0	0	0	0	0	1	0
Bribery	0	0	0	0	0	0	0	0	0	0	2	0
Weapon Law Violations	4	0	109	37	13	0	11	2	10	2	41	10
TOTAL GROUP A	10	0	4019	1040	181	2	578	127	711	123	975	70
Bad Checks	0	0	61	0	15	0	92	0	58	1	129	0
Curfew/Loitering/Vagrancy	0	0	5	59	0	0	0	0	0	0	0	11
Disorderly Conduct	0	0	71	133	0	0	10	4	43	11	30	2
Driving Under Influence	0	0	168	2	170	0	121	1	108	5	133	1
Drunkenness	0	0	338	1	54	0	169	2	230	3	55	2
Family Offenses, Nonforcible	0	0	12	0	1	0	4	0	4	0	6	6
Liquor Laws Violations	0	0	99	0	27	1	14	5	24	31	25	5
Peeping Tom	0	0	0	0	0	0	0	0	1	1	0	0
Runaway	0	0	0	1	0	0	0	3	0	51	0	2
Trespass of Real Property	0	0	23	4	47	0	18	5	56	24	44	8
Conspiracy	0	0	0	0	0	0	0	0	0	0	0	0
All Other (except Traffic)	1	0	6864	62	163	15	544	57	142	7	958	18
TOTAL GROUP B	1	0	7641	262	477	16	972	77	666	134	1380	55
GRAND TOTAL	11	0	11660	1302	658	18	1550	204	1377	257	2355	125

Adult and Juvenile Arrests by County, City and Other

ARRESTS BY OFFENSE	Virginia Beach		Waynesboro		Williamsburg		Winchester			Total City	
	Adult	Juv	Adult	Juv	Adult	Juv	Adult	Juv		Adult	Juv
Murder	8	4	0	0	0	0	0	0		137	16
Manslaughter	0	0	0	0	0	0	0	0		3	1
Kidnaping	23	2	5	0	3	0	0	0		296	10
Sex Offenses, Forcible	72	44	12	2	1	2	10	2		480	136
Robbery	100	25	10	0	4	0	5	3		733	158
Aggravated Assault	86	17	77	6	29	6	17	4		1808	216
Simple Assault/Intimidation	2888	617	265	32	78	17	162	52		14403	2055
Arson	9	7	0	0	1	0	0	13		49	79
Extortion/Blackmail	2	16	0	0	0	0	0	0		8	16
Burglary	113	52	17	9	7	1	4	7		933	338
Larceny	1106	512	137	46	38	16	135	111		6739	2073
Motor Vehicle Theft	45	43	9	7	12	7	0	0		427	294
Counterfeiting/Forgery	102	10	45	0	6	0	23	0		1075	35
Fraud	114	6	43	3	6	0	10	0		1056	37
Embezzlement	97	3	13	4	9	0	10	4		568	26
Stolen Property	29	14	6	5	2	0	12	6		292	90
Vandalism	198	152	27	6	14	8	21	8		1228	520
Drug/Narcotic Offenses	1724	305	93	18	63	6	246	25		10544	1035
Sex Offenses, Nonforcible	10	3	0	0	0	0	2	1		46	8
Pornography	1	0	0	0	0	0	0	0		7	0
Gambling	3	0	0	0	0	0	0	0		20	6
Prostitution	107	0	0	0	0	0	0	0		438	1
Bribery	1	0	0	0	0	0	0	0		4	0
Weapon Law Violations	206	57	23	3	4	2	20	6		1235	247
TOTAL GROUP A	7044	1889	782	141	277	65	677	242		42529	7397
Bad Checks	201	0	25	0	4	0	224	1		2875	4
Curfew/Loitering/Vagrancy	23	865	0	0	0	15	0	0		70	1513
Disorderly Conduct	849	257	23	4	9	1	17	0		3000	611
Driving Under Influence	2490	15	148	5	77	1	382	5		8424	79
Drunkenness	3683	20	236	9	145	0	162	0		13895	86
Family Offenses, Nonforcible	11	1	15	0	2	0	15	1		622	15
Liquor Laws Violations	1377	381	24	29	29	11	175	34		5093	823
Peeping Tom	4	1	0	0	0	0	2	0		28	4
Runaway	0	1	0	87	0	2	0	8		0	802
Trespass of Real Property	488	147	17	1	5	1	29	6		4410	581
Conspiracy	0	0	2	0	0	0	0	0		8	1
All Other (except Traffic)	10149	909	393	57	35	9	801	30		42993	4067
TOTAL GROUP B	19275	2597	883	192	306	40	1807	85		81418	8586
GRAND TOTAL	26319	4486	1665	333	583	105	2484	327		123947	15983

Adult and Juvenile Arrests by County, City and Other

ARRESTS BY OFFENSE	College/Univ		Other Agency		Total Other			Total State	
	Adult	Juv	Adult	Juv	Adult	Juv		Adult	Juv
Murder	0	0	0	0	0	0		263	21
Manslaughter	0	0	0	0	0	0		5	2
Kidnaping	1	0	0	0	1	0		524	27
Sex Offenses, Forcible	4	0	0	0	4	0		1197	311
Robbery	11	2	0	0	11	2		1232	292
Aggravated Assault	21	0	18	0	39	0		4279	559
Simple Assault/Intimidation	81	1	51	0	132	1		31456	4883
Arson	3	0	0	0	3	0		159	202
Extortion/Blackmail	1	0	0	0	1	0		28	23
Burglary	9	5	1	0	10	5		2754	1113
Larceny	117	9	23	0	140	9		16031	4664
Motor Vehicle Theft	4	3	36	0	40	3		1066	512
Counterfeiting/Forgery	20	0	67	7	87	7		2651	120
Fraud	21	0	3	0	24	0		2654	172
Embezzlement	2	0	2	0	4	0		1322	77
Stolen Property	4	3	2	0	6	3		585	155
Vandalism	43	4	2	0	45	4		3184	1450
Drug/Narcotic Offenses	337	9	152	10	489	19		22407	2645
Sex Offenses, Nonforcible	0	0	0	0	0	0		138	16
Pornography	2	0	0	0	2	0		29	2
Gambling	9	0	5	0	14	0		39	7
Prostitution	0	0	2	0	2	0		533	2
Bribery	0	0	0	0	0	0		12	0
Weapon Law Violations	27	1	38	1	65	2		2974	588
TOTAL GROUP A	717	37	402	18	1119	55		95522	17843
Bad Checks	2	0	1	0	3	0		9003	17
Curfew/Loitering/Vagrancy	1	6	0	0	1	6		89	2243
Disorderly Conduct	68	1	32	0	100	1		4922	1346
Driving Under Influence	377	1	127	0	504	1		24969	333
Drunkenness	471	3	123	0	594	3		25697	274
Family Offenses, Nonforcible	3	0	2	0	5	0		935	25
Liquor Laws Violations	441	15	1655	92	2096	107		9535	1962
Peeping Tom	1	0	0	0	1	0		83	6
Runaway	0	0	0	0	0	0		0	3084
Trespass of Real Property	111	0	12	0	123	0		6941	1014
Conspiracy	1	0	1	0	2	0		77	9
All Other (except Traffic)	501	4	161	1	662	5		77045	6940
TOTAL GROUP B	1977	30	2114	93	4091	123		159296	17253
GRAND TOTAL	2694	67	2516	111	5210	178		254818	35096